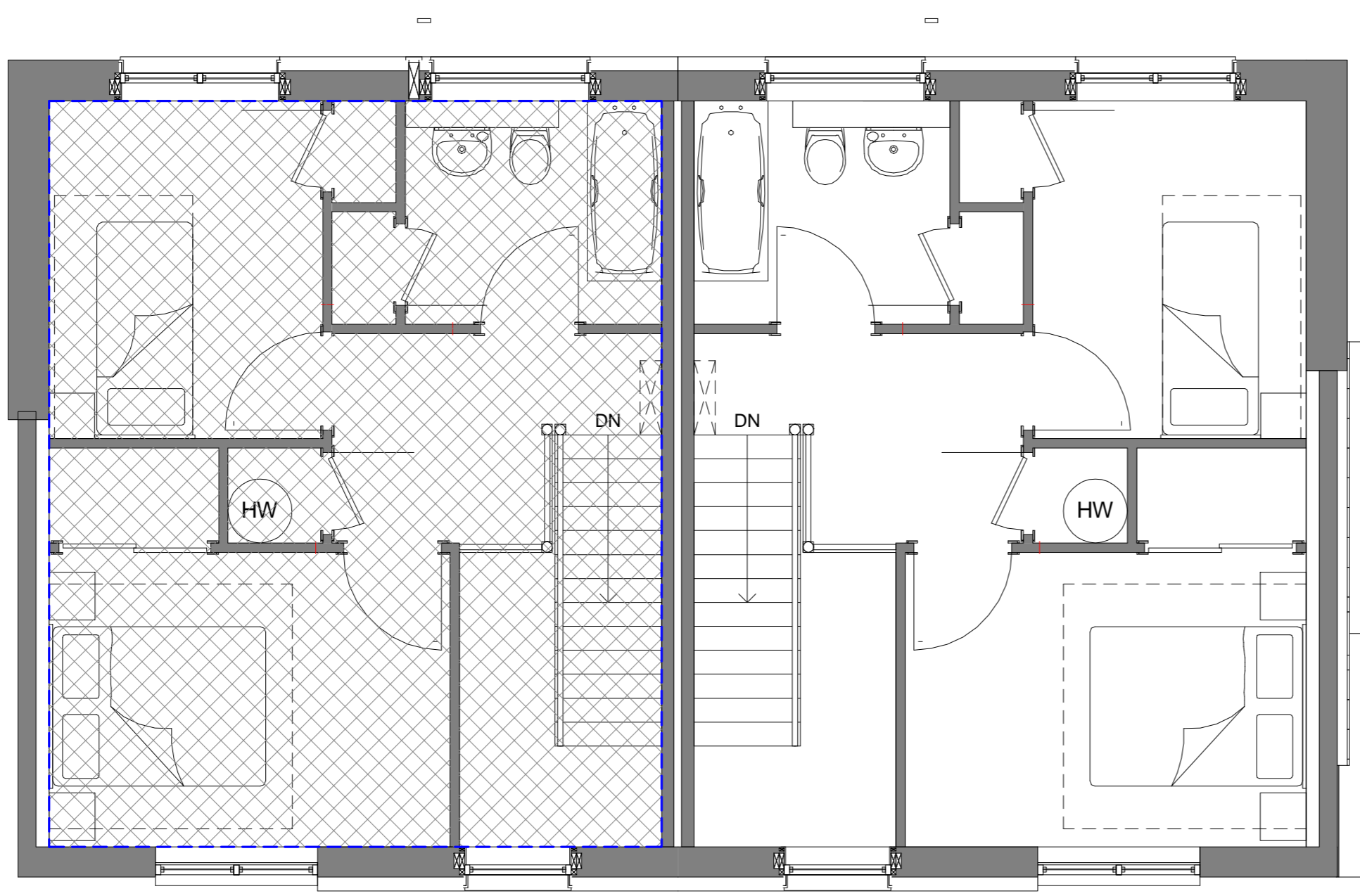


LOCATION PLAN 1:2000

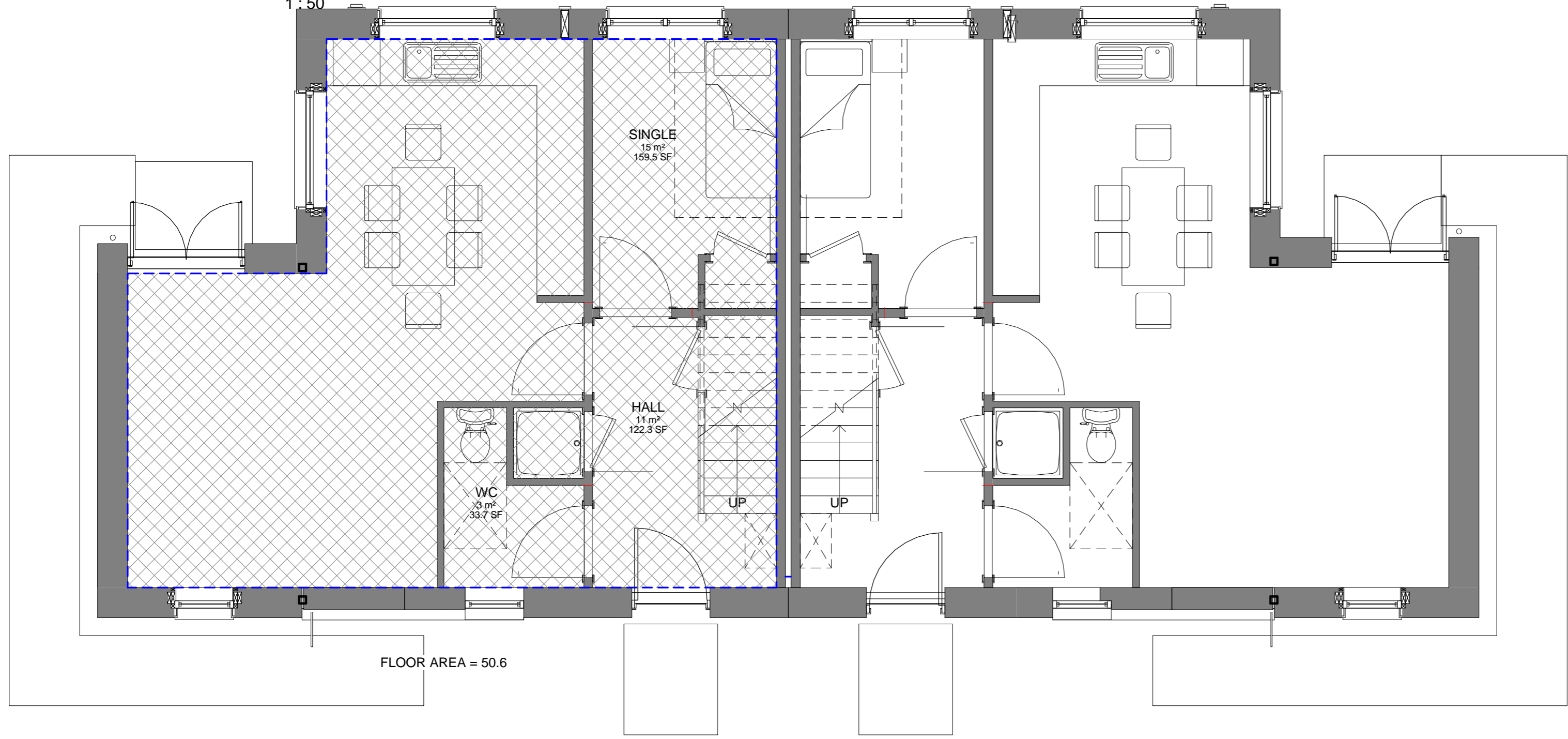
Client ROBERTSON HOMES LTD	COLIN ARMSTRONG ASSOCIATES Chartered Architects	Drawing Title LOCATION PLAN		
Project WESTERCRAIGS INVERNESS		Scale 1:500	Date AUG 2013	CAD File No.
		Job Number 1338	Drwg. No. P - 010	Revision



FLOOR AREA = 40.3

**PLANNING FIRST FLOOR**

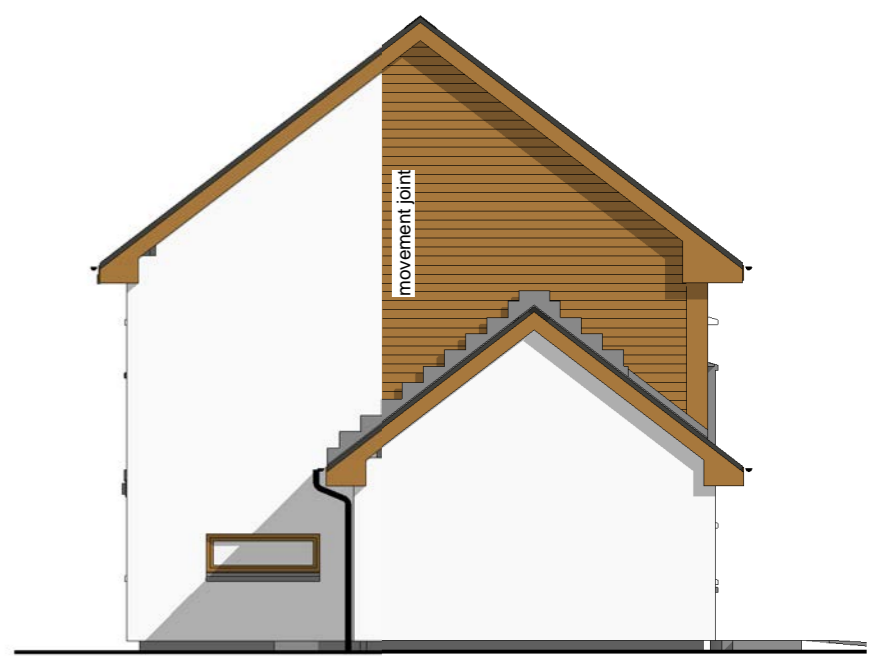
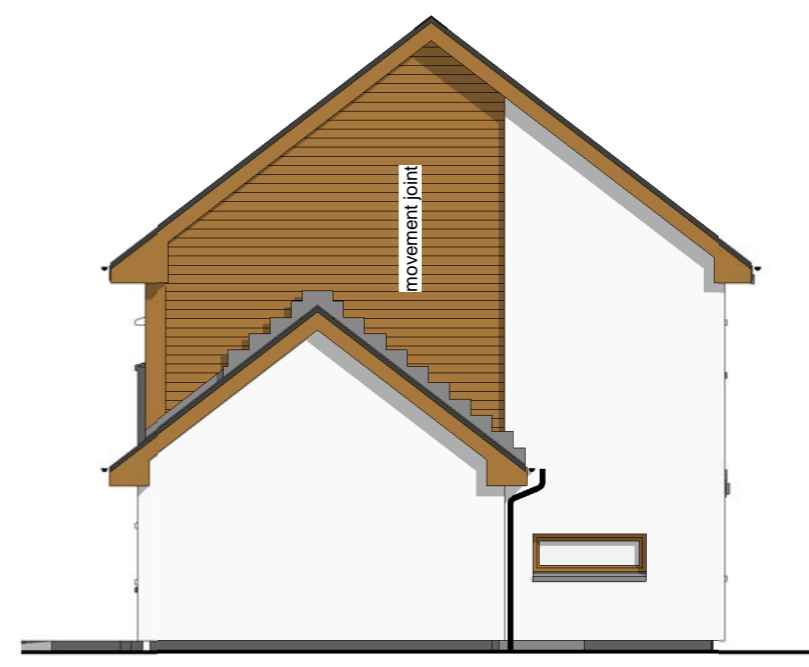
1 : 50



FLOOR AREA = 50.6

**PLANNING GROUND FLOOR.**

1 : 50



**TYPICAL SPACE STANDARDS**

		No of people						
		1	2	3	4	5	6	7
1 Storey	N	30	44.5	57	67	75.5	84	
	S	3	4	4	4.5	4.5	4.5	
2 Storey (semi or end)	N				78	91	98	108
	S				4.5	4.5	4.5	6.5
Intermediate terrace)	N				78	91	98	108
	S				4.5	4.5	4.5	6.5
Flats	N	30	46	59	72			
	S	2.5	3	3	3.5			

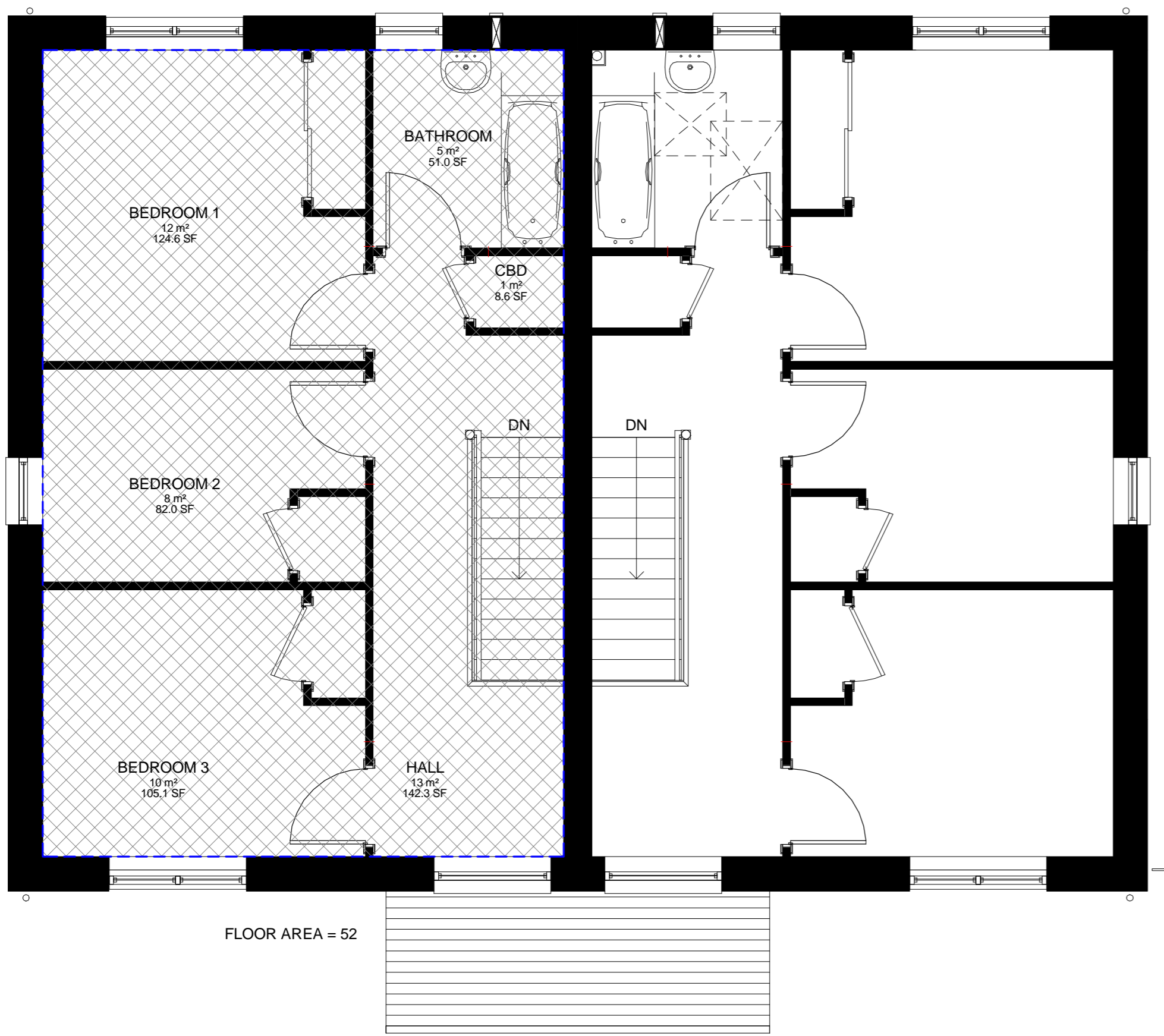
	Lounge	Lounge/Din	Kitchen	Kitchen/Din
1-person seating 3p		8.50	6.50	-
2-person seating 4p	11.00	15.00	6.50	10.50
3-person seating 5p	12.87	17.68	8.00	12.80
4-person seating 6p	14.81	22.23	8.00	15.42
5-person seating 7p	16.22	24.47	9.50	16.50
6-person seating 8p	17.63	25.88	9.50	16.50

Bedrooms	Wardrobe	Floor Area	Min Dimensions
1-person	600 x 600	7.80	2.25
2-person	600 x 1000	10.00	2.60

**COLIN ARMSTRONG ASSOCIATES**  
Chartered Architects

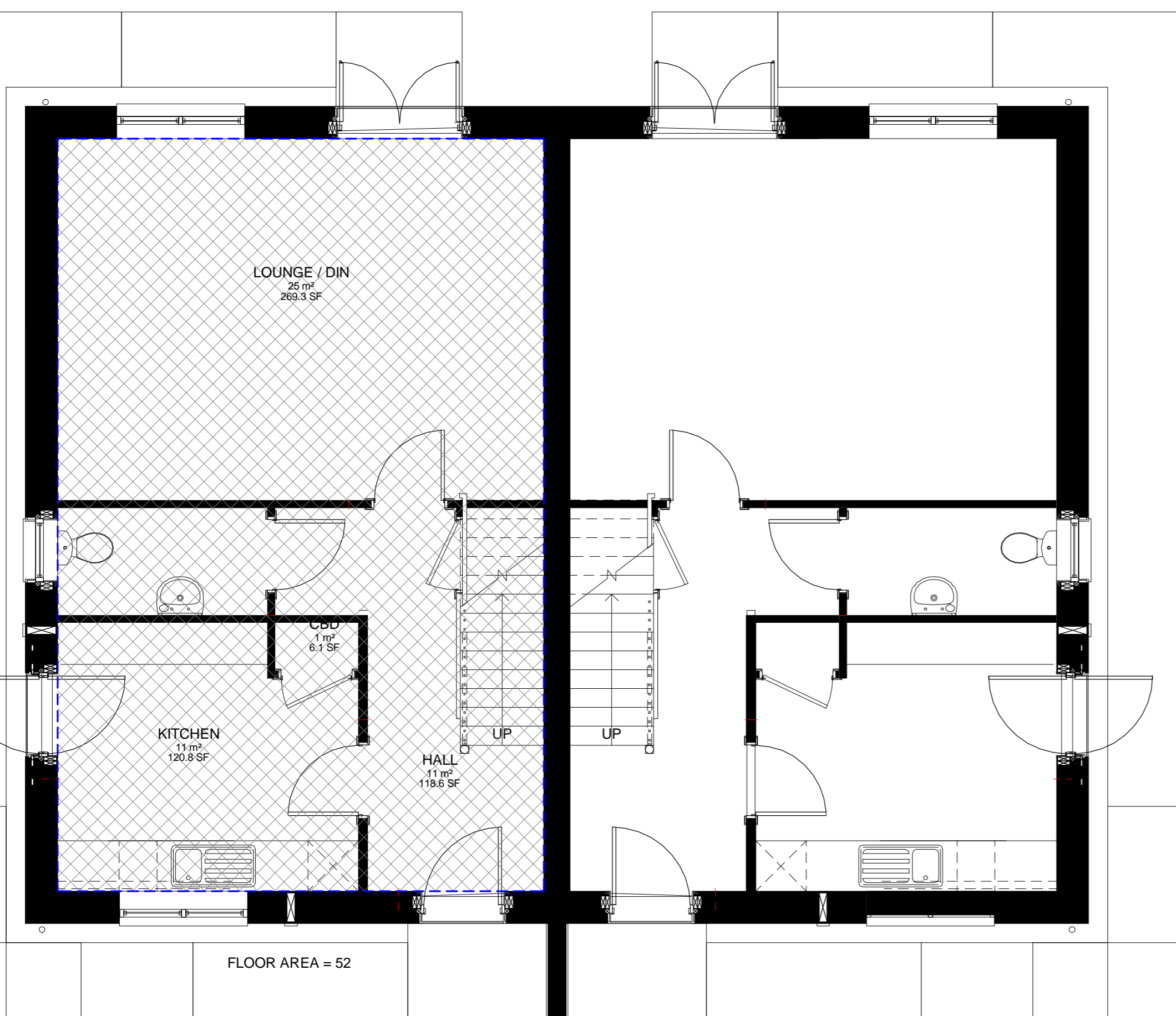
Client ROBERTSON HOMES LTD		
Project WESTER CRAIGS SITE 2B		
Drawing title 3B4P - GENERAL ARRANGEMENT		
Scale As indicated	Date SEP 2012	Revision A
Drwg No. P-RT1-100(A)	Job No. 1338	Drawn MPW

(REV A) 16 NOV-12 CORNER GLAZING REMOVED



**PLANNING FIRST FLOOR**

1 : 50



**PLANNING GROUND FLOOR.**

1 : 50

**TYPICAL SPACE STANDARDS**

		No of people						
		1	2	3	4	5	6	7
1 Storey	N	30	44.5	57	67	75.5	84	
	S	3	4	4	4.5	4.5	4.5	
2 Storey (semi or end)	N				78	91	98	108
	S				4.5	4.5	4.5	6.5
(Intermediate terrace)	N				78	91	98	108
	S				4.5	4.5	4.5	6.5
Flats	N	30	46	59	72			
	S	2.5	3	3	3.5			

	Lounge	Lounge/Din	Kitchen	Kitchen/Din
1-person seating 3p		8.50		6.50
2-person seating 4p	11.00	15.00	6.50	10.50
3-person seating 5p	12.87	17.68	8.00	12.80
4-person seating 6p	14.81	22.23	8.00	15.42
5-person seating 7p	16.22	24.47	9.50	16.50
6-person seating 8p	17.63	25.88	9.50	16.80

Bedrooms	Wardrobe	Floor Area	Min Dimensions
1-person	600 x 600	7.80	2.25
2-person	600 x 1000	10.00	2.60



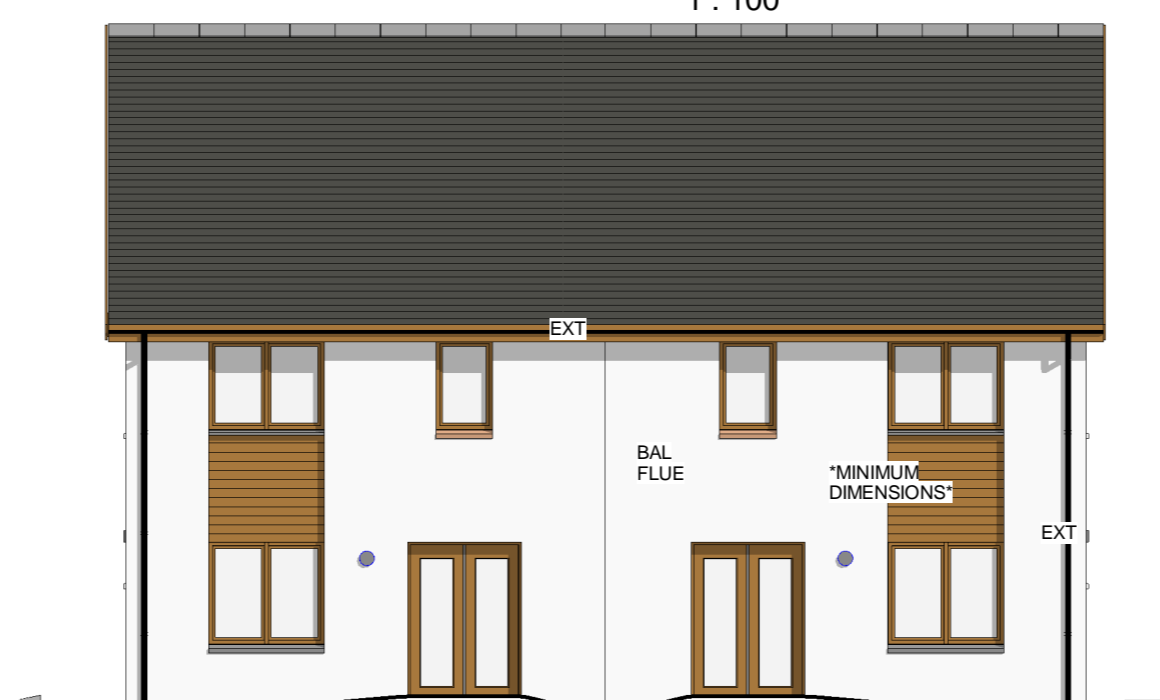
**SIDE**

1 : 100



**SIDE**

1 : 100



**REAR**

1 : 100



**FRONT**

1 : 100

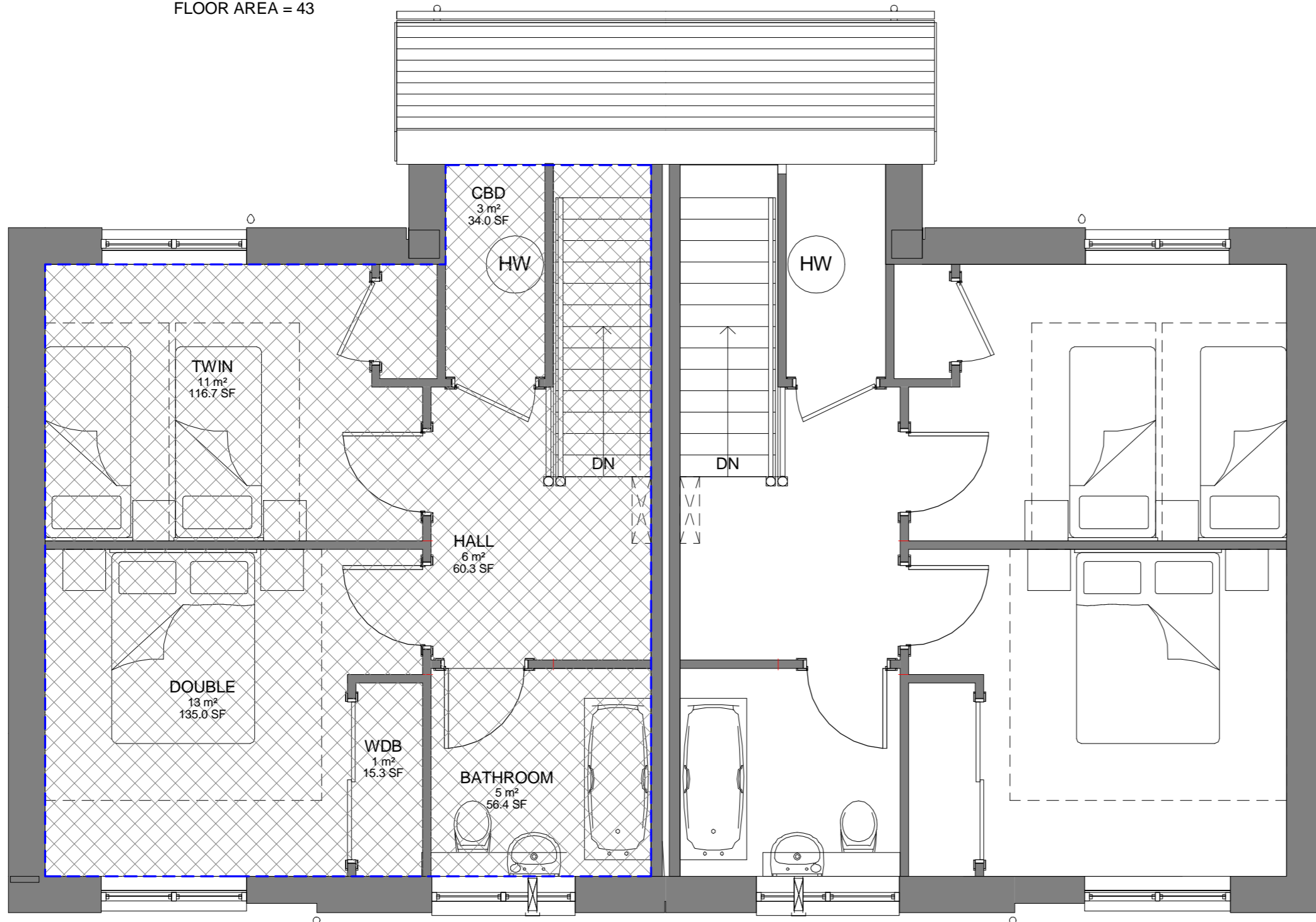
SCALES SHOWN ARE AT A1 SIZE FOR A3 SIZED DRAWING REDUCE NOTED SCALES BY 50%  
1:50 AT A1 = 1:100 AT A3  
1:100 AT A1 = 1:200 AT A3

**COLIN ARMSTRONG ASSOCIATES**  
Chartered Architects

Client Robertson Homes		
Project Proposed Housing Wester Craigs Inverness		
Drawing title 3B5P GENERAL ARRANGEMENT		
Scale As indicated	Date OCT 2012	Revision A
Drwg No. PRT2-100(A)	Job No. 1338	Drawn MP

(REV A) 16 NOV-12 CORNER GLAZING REMOVED  
- LOUNGE AND KITCHEN AREAS ALTERED TO MIN SPACE STANDARDS

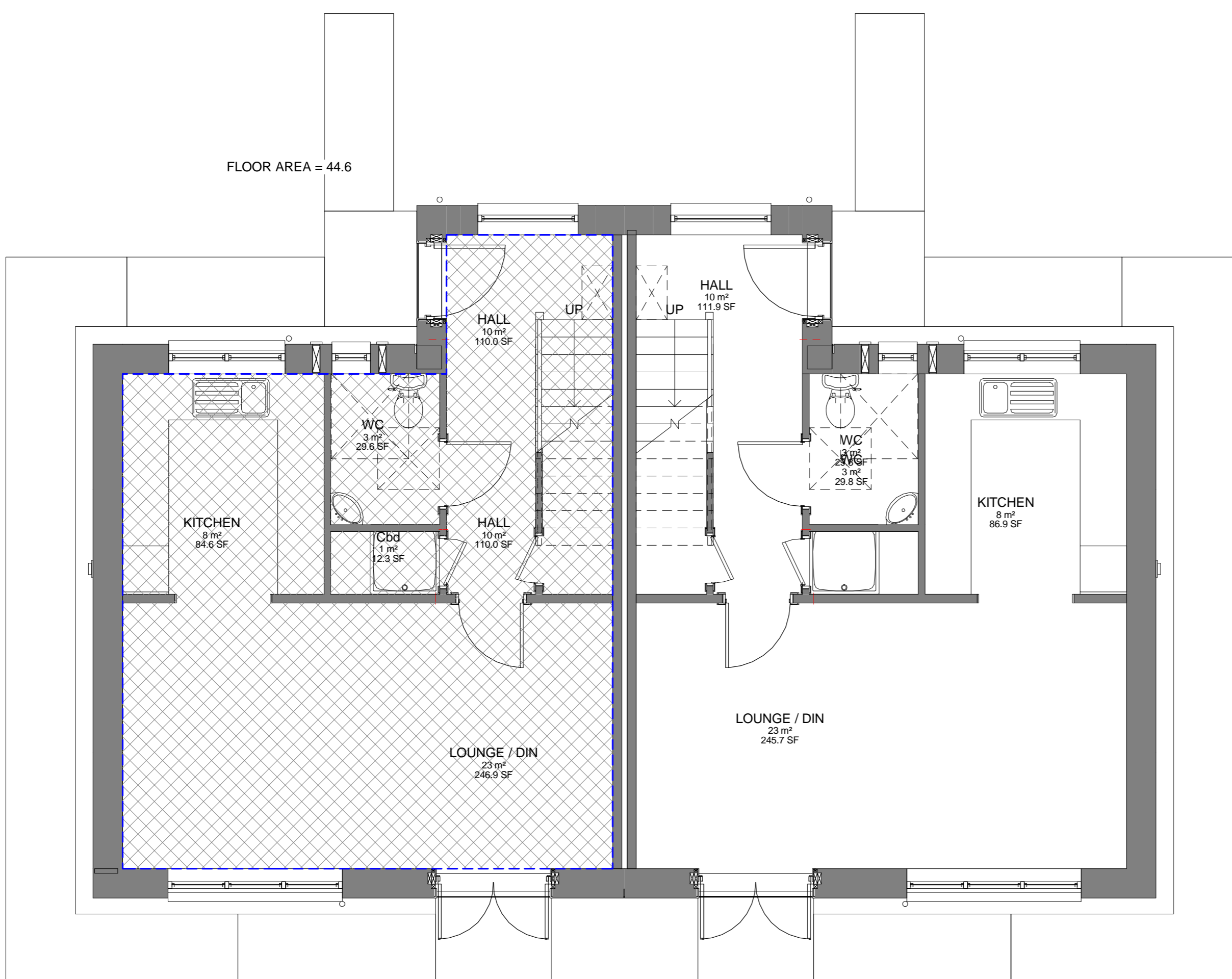
FLOOR AREA = 43



**PLANNING FIRST FLOOR**

1 : 50

FLOOR AREA = 44.6



**PLANNING GROUND FLOOR.**

1 : 50

**TYPICAL SPACE STANDARDS**

		No of people						
		1	2	3	4	5	6	7
1 Storey	N	30	44.5	57	67	75.5	84	
	S	3	4	4	4.5	4.5	4.5	
2 Storey (semi or end)	N				78	91	98	108
	S				4.5	4.5	4.5	6.3
(Intermediate terrace)	N				78	91	98	108
	S				4.5	4.5	4.5	6.3
Flats	N	30	46	59	72			
	S	2.5	3	3	3.5			

	Lounge	Lounge/Din	Kitchen	Kitchen/Din
1-person seating 3p	-	8.50	6.50	-
2-person seating 4p	11.00	15.00	6.50	10.50
3-person seating 3p	12.87	17.68	8.00	12.80
4-person seating 6p	14.81	22.23	8.00	15.42
5-person seating 7p	16.22	24.47	9.50	16.50
6-person seating 8p	17.63	25.88	9.50	16.50

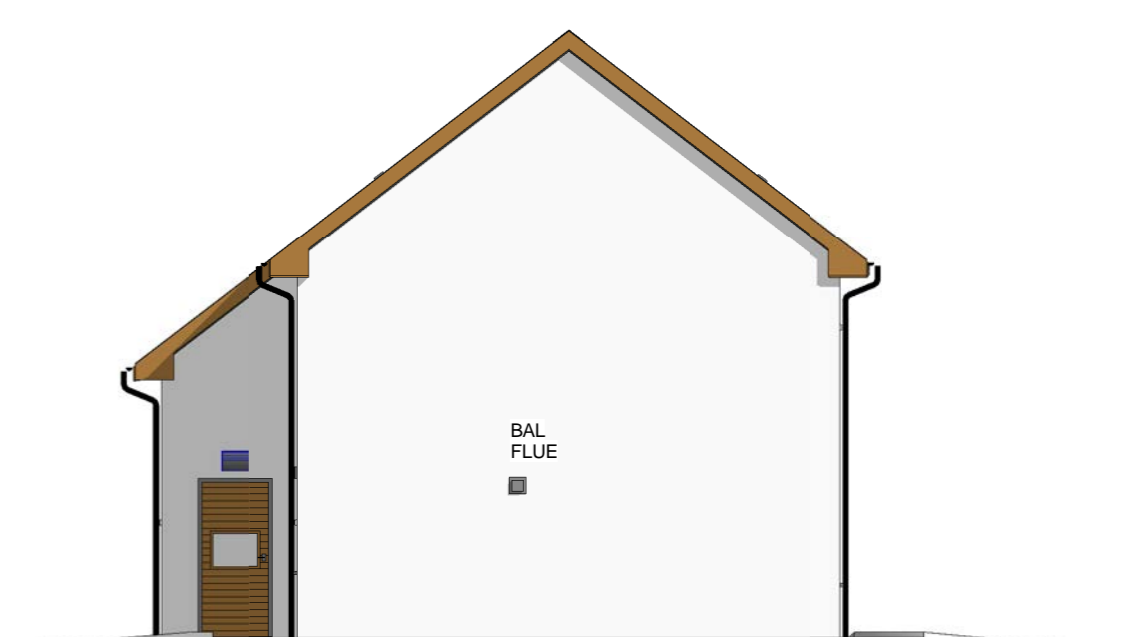
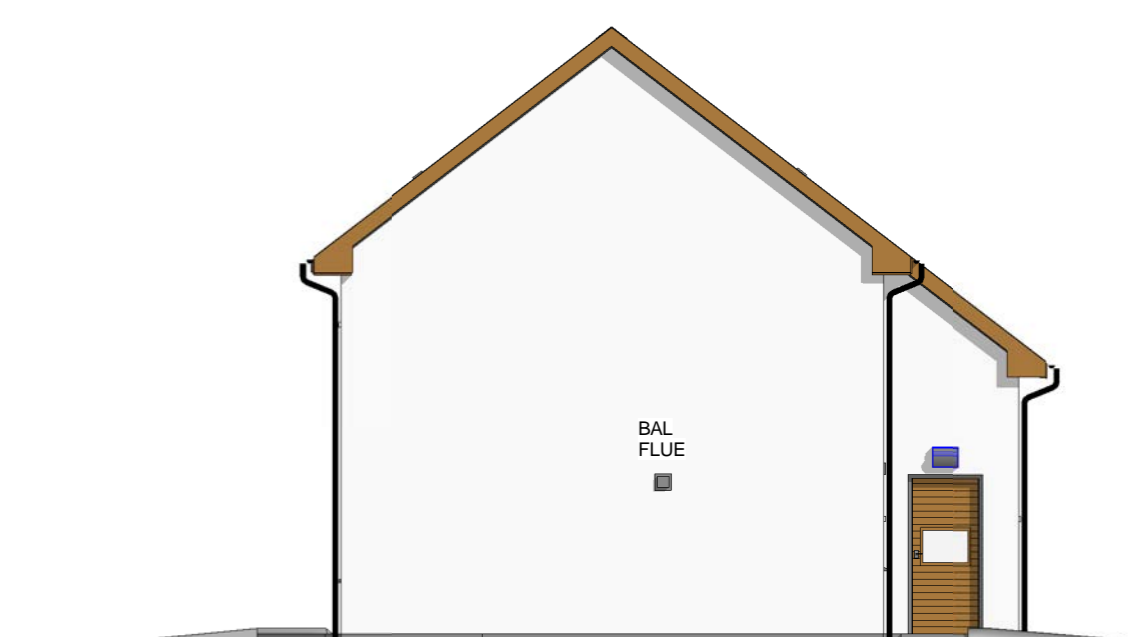
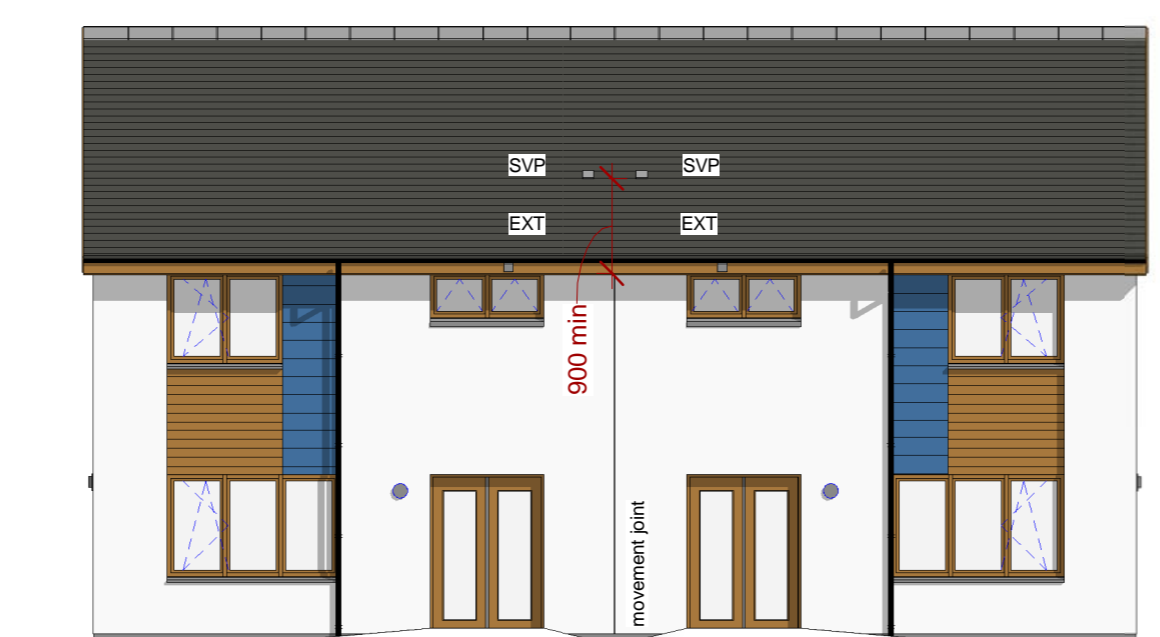
Bedrooms	Wardrobe	Floor Area	Min Dimensions
1-person	600 x 600	7.80	2.25
2-person	600 x 1000	10.00	2.60

SCALES SHOWN ARE AT A1 SIZE FOR A3 SIZED DRAWING REDUCE NOTED SCALES BY 50%  
 1:50 AT A1 = 1:100 AT A3  
 1:100 AT A1 = 1:200 AT A3

**COLIN ARMSTRONG ASSOCIATES**  
 Chartered Architects

Client ROBERTSON HOMES LTD		
Project WESTER CRAIGS SITE 2B		
Drawing title 2B-4P GENERAL ARRANGEMENT		
Scale As indicated	Date SEP 12	Revision A
Drwg No. P-RT3-100(A)	Job No. 1338	Drawn

(REV A) 16 NOV-12 CORNER GLAZING REMOVED  
 - LOUNGE AND KITCHEN AREAS ALTERED TO MIN SPACE STANDARDS



TYPICAL SPACE STANDARDS

	No of people	No of people						
		1	2	3	4	5	6	7
1 Storey	N	30	44.5	57	67	75.5	84	
	S	3	4	4	4.5	4.5	4.5	
2 Storey (semi or end)	N				78	91	98	108
	S				4.5	4.5	4.5	6.5
(Intermediate terrace)	N				78	91	98	108
	S				4.5	4.5	4.5	6.5
Flats	N	30	46	59	72			
	S	2.5	3	3	3.5			

	Lounge	Lounge/Din	Kitchen	Kitchen/Din
1-person seating 3p	-	8.50	6.50	-
2-person seating 4p	11.00	15.00	6.50	10.50
3-person seating 5p	12.87	17.68	8.00	12.80
4-person seating 6p	14.81	22.23	8.00	15.42
5-person seating 7p	16.22	24.47	9.50	16.50
6-person seating 8p	17.63	25.88	9.50	16.50

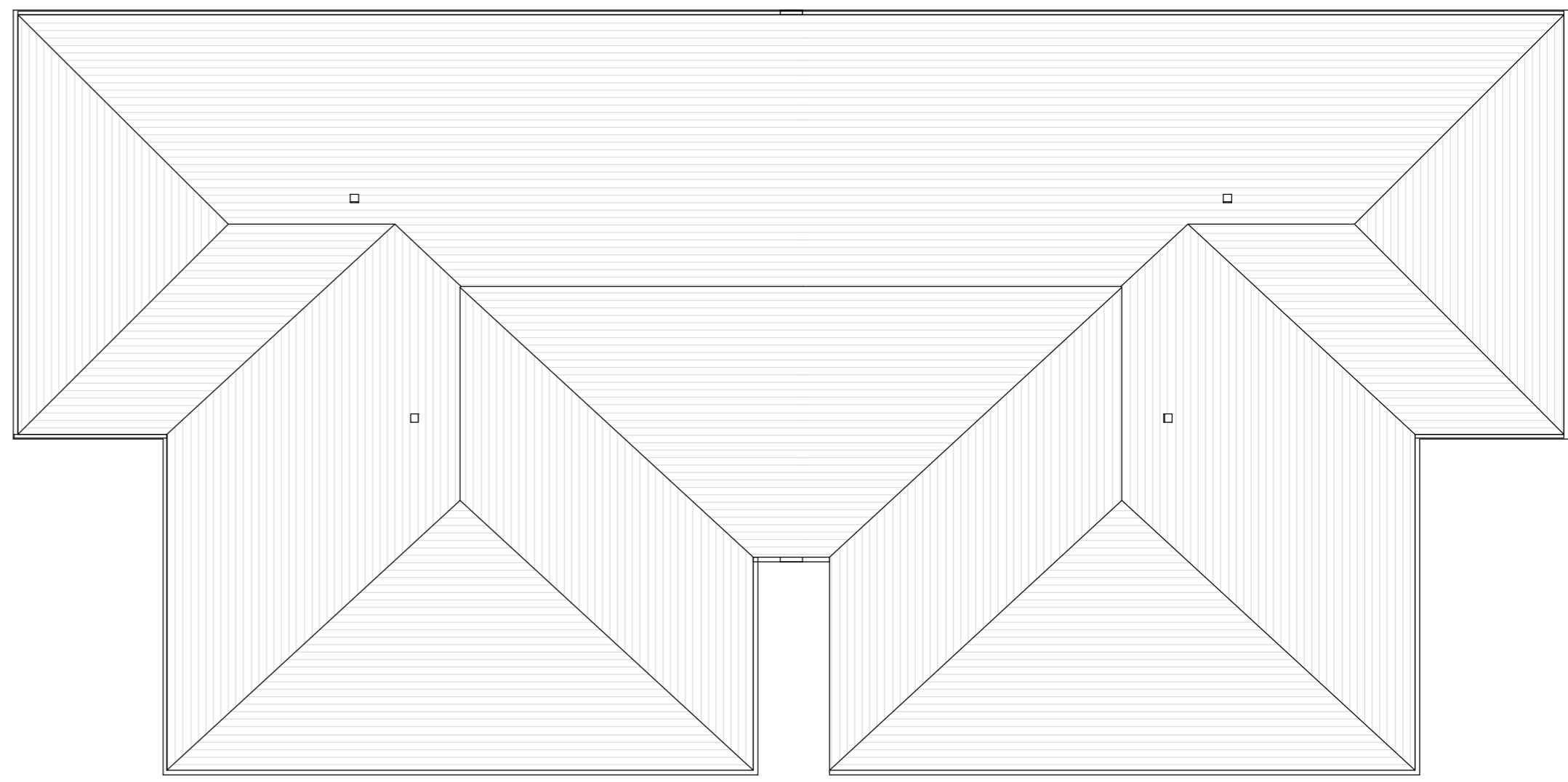
Bedrooms	Wardrobe	Floor Area	Min Dimensions
1-person	600 x 600	7.80	2.25
2-person	600 x 1000	10.00	2.60

TYPICAL SPACE STANDARDS

	No of people	No of people						
		1	2	3	4	5	6	7
1 Storey	N	30	44.5	57	67	75.5	84	
	S	3	4	4	4.5	4.5	4.5	
2 Storey (semi or end)	N				78	91	98	108
	S				4.5	4.5	4.5	6.5
(Intermediate terrace)	N				78	91	98	108
	S				4.5	4.5	4.5	6.5
Flats	N	30	46	59	72			
	S	2.5	3	3	3.5			

	Lounge	Lounge/Din	Kitchen	Kitchen/Din
1-person seating 3p	-	8.50	6.50	-
2-person seating 4p	11.00	15.00	6.50	10.50
3-person seating 5p	12.87	17.68	8.00	12.80
4-person seating 6p	14.81	22.23	8.00	15.42
5-person seating 7p	16.22	24.47	9.50	16.50
6-person seating 8p	17.63	25.88	9.50	16.50

Bedrooms	Wardrobe	Floor Area	Min Dimensions
1-person	600 x 600	7.80	2.25
2-person	600 x 1000	10.00	2.60



ROOF PLAN.

1 : 100



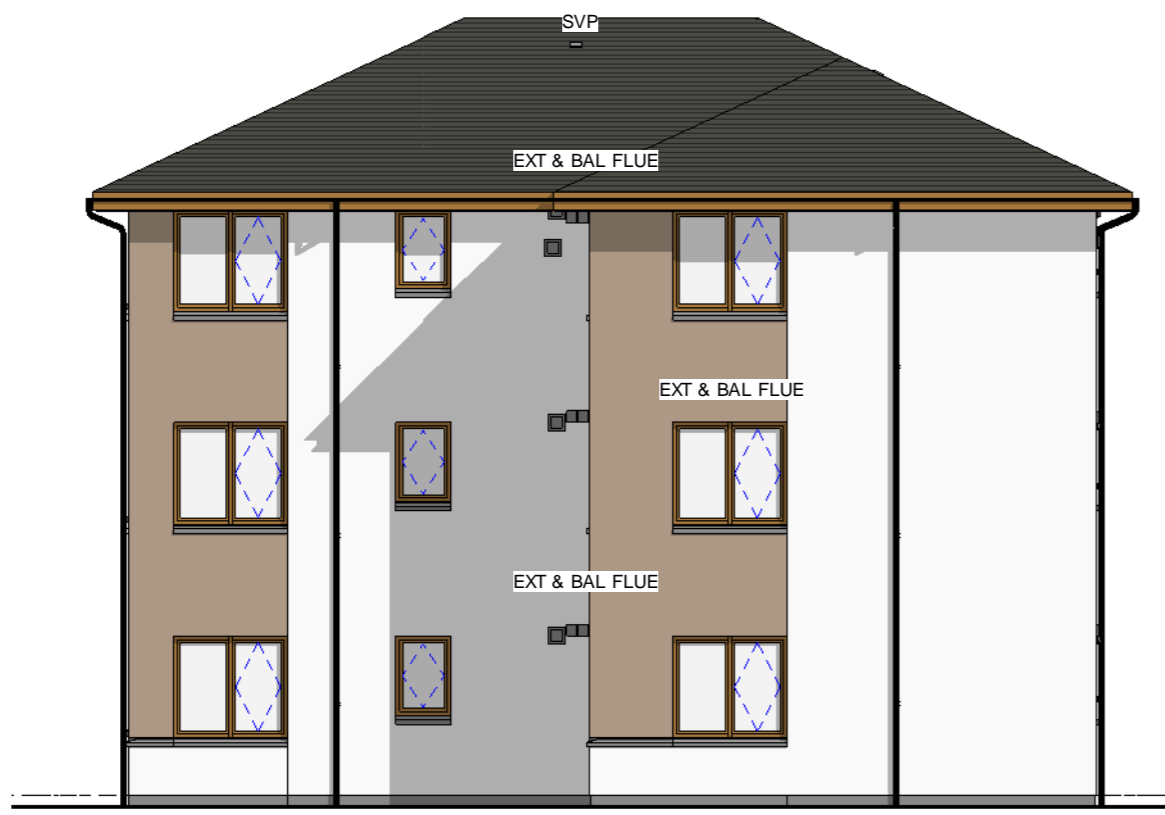
PLANNING FIRST FLOOR

1 : 50

2B3P FLOOR AREA = 66 SQ MTR



1B2P FLOOR AREA = 49 SQ MTR



SIDE 1

1 : 100



SIDE 3

1 : 100



SIDE 2

1 : 100



SIDE 4

1 : 100

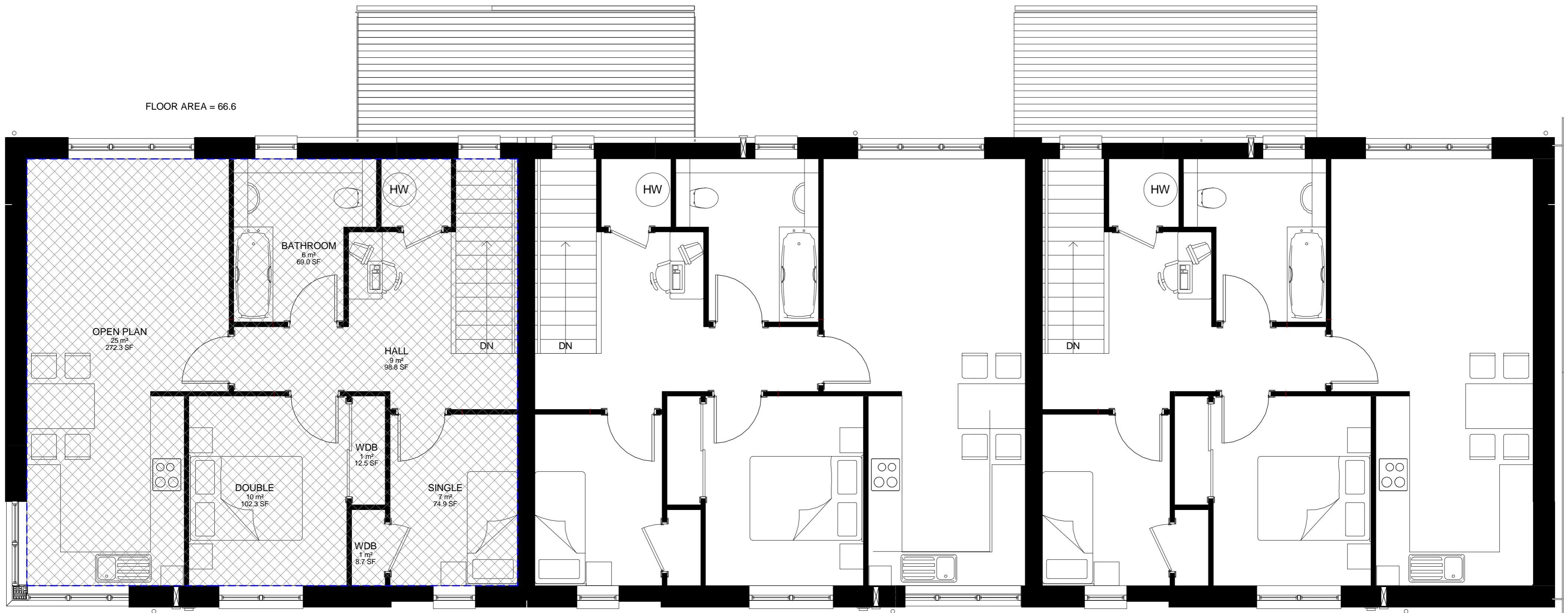
REV (E) 10 MAY-2013 - TIMBER CLADDING REMOVED WINDOWS ALTERED  
 REV (D) 20 MAR-2013 - CLIENT COMMENTS  
 REV (C) - 21 JAN 2013 GABLE ELEVATION AT BIN STORES ALTERED  
 REV (B) - 12 DEC TIMBER CLADDING AREAS REDUCED FOR BOUNDARY CONDITIONS  
 REV (A) - 24 OCT - 4P FLAT REDUCED TO 3P - AREAS ALTERED TO SPACE STANDARDS

Client ROBERTSON HOMES LTD		
Project WESTER CRAIGS SITE 2B		
Drawing title 3 STOREY BLOCK OF FLATS		
Scale As indicated	Date Sep 2012	Revision E
Dwg No. P-RT4-100(E)	Job No. 1338	Drawn MP

SCALES SHOWN ARE AT A1 SIZE  
 FOR A3 SIZED DRAWING REDUCE  
 NOTED SCALES BY 50%  
 1:50 AT A1 = 1:100 AT A3  
 1:100 AT A1 = 1:200 AT A3

COLIN ARMSTRONG ASSOCIATES  
 Chartered Architects

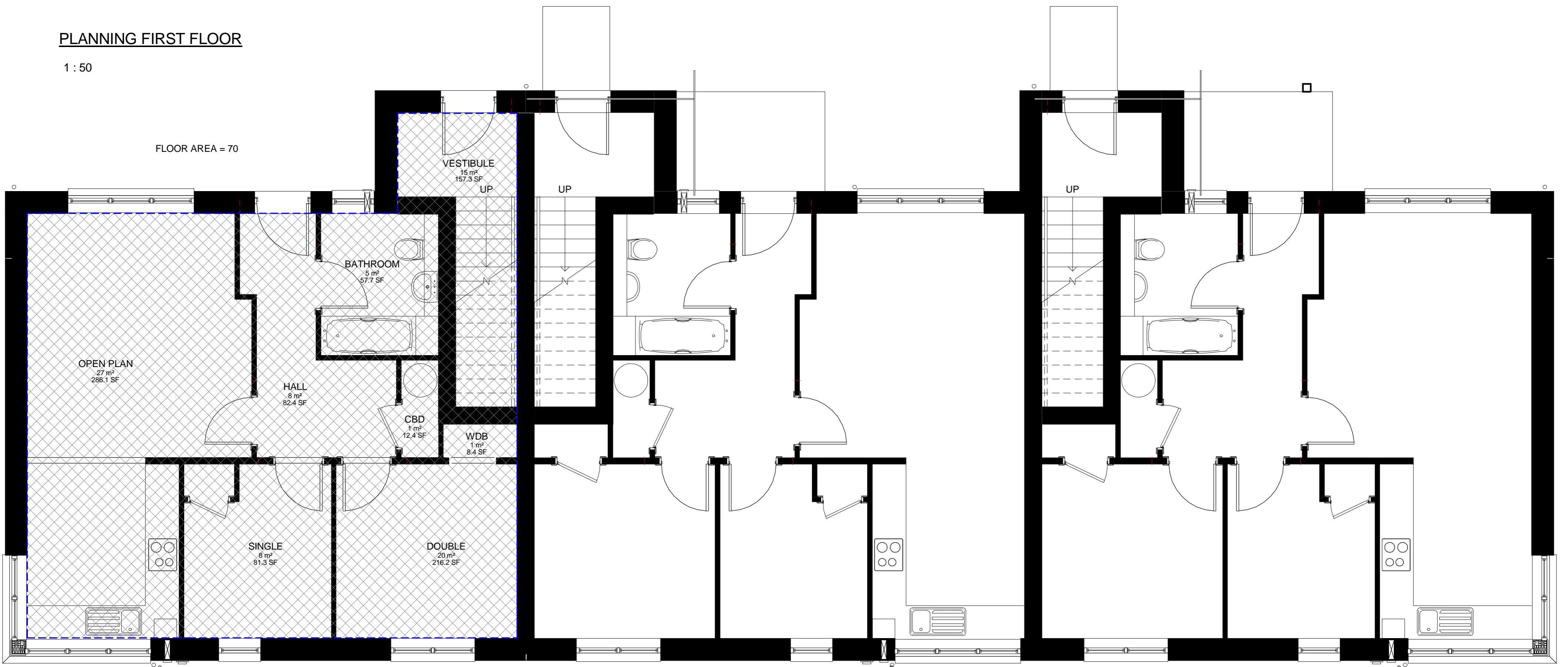
FLOOR AREA = 66.6



PLANNING FIRST FLOOR

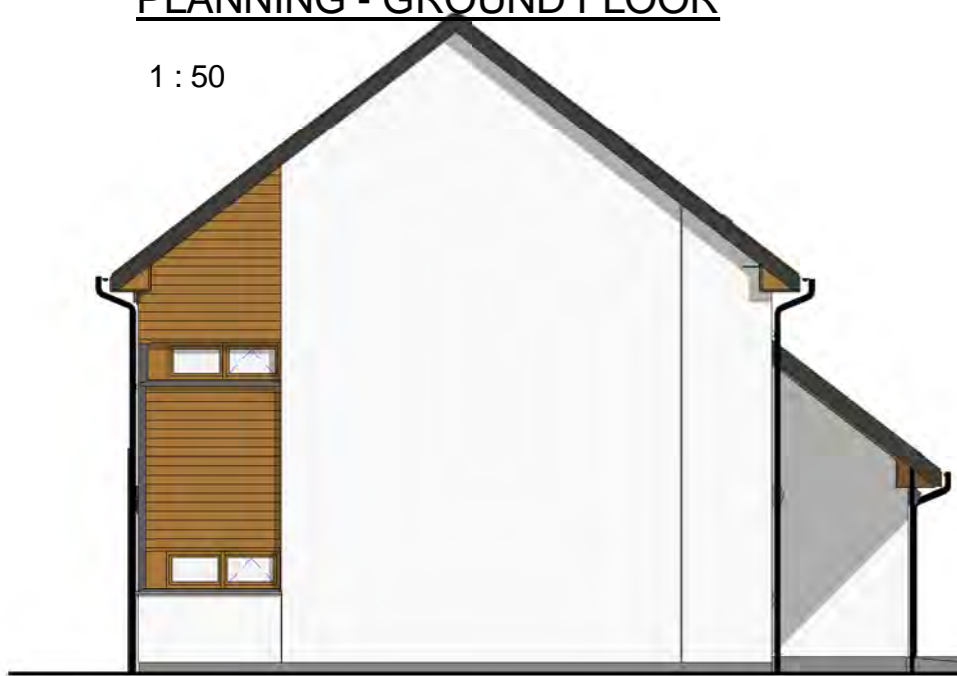
1 : 50

FLOOR AREA = 70



PLANNING - GROUND FLOOR

1 : 50



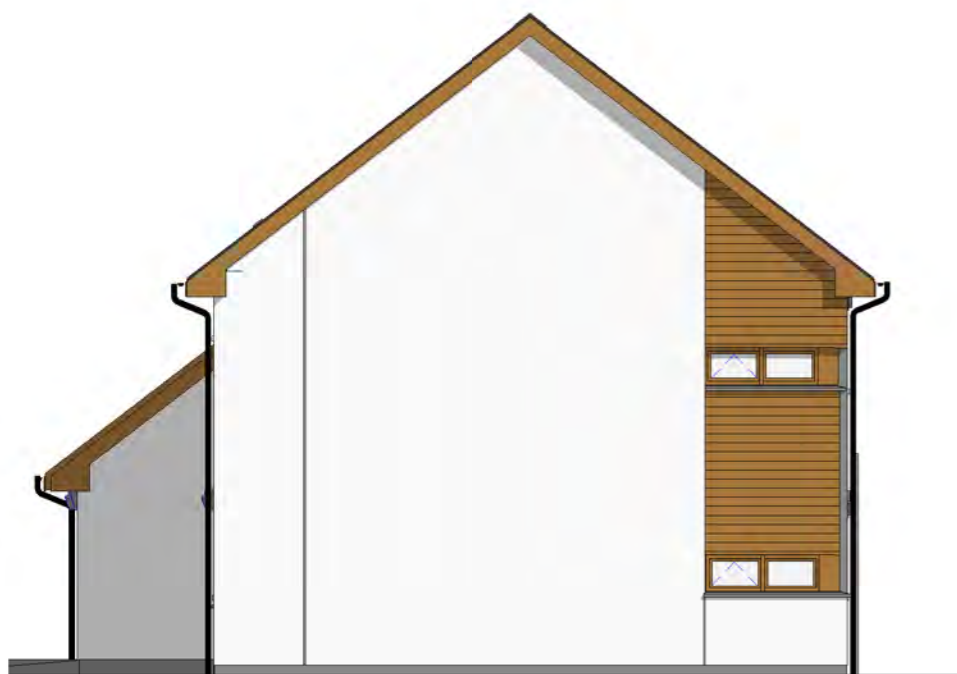
SIDE 1

1 : 100



SIDE 3

1 : 100



SIDE 2

1 : 100



SIDE 4

1 : 100

TYPICAL SPACE STANDARDS

	No of people						
	1	2	3	4	5	6	7
1 Storey	N	30	44.5	57	67	75.5	84
	S	3	4	4	4.5	4.5	4.5
2 Storey (semi or end) (intermediate terrace)	N	-	-	-	78	91	98
	S	-	-	-	4.5	4.5	4.5
Flats	N	30	46	59	72	84	98
	S	2.5	3	3	3.5	3.5	3.5

	Lounge	Lounge/Din	Kitchen	Kitchen/Din
1-person seating 2p	-	8.50	6.50	-
2-person seating 4p	11.00	15.00	6.50	10.50
3-person seating 5p	12.87	17.68	8.00	12.80
4-person seating 6p	14.81	22.23	8.00	15.42
5-person seating 7p	16.22	24.47	9.50	16.50
6-person seating 8p	17.63	25.88	9.50	16.50

Bedrooms	Wardrobe	Floor Area	Min Dimensions
1-person	600 x 600	7.80	2.25
2-person	600 x 1000	10.00	2.60

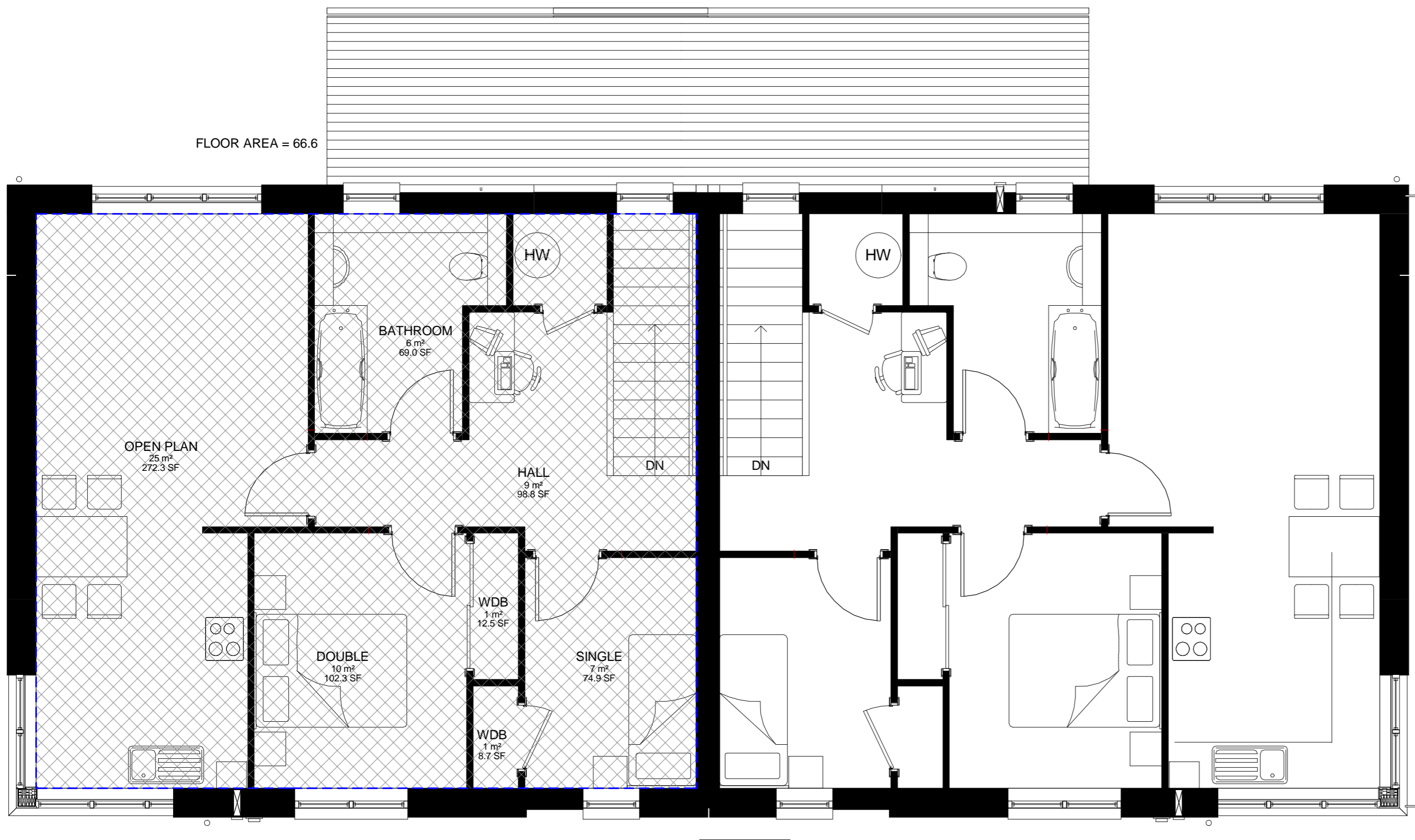
COLIN ARMSTRONG ASSOCIATES  
Chartered Architects

(REV 9) - 10.12.2012 - CORNER GLAZING ALTERED

Client ROBERTSON HOMES LTD		
Project WESTER CRAIGS SITE 2B		
Drawing title 2B3P COTTAGE FLAT - 3 UNIT BLOCK		
Scale As indicated	Date Sep 2012	Revision B
Drwg No. PRT5-3U-100(B)	Job No. 1338	Drawn MP



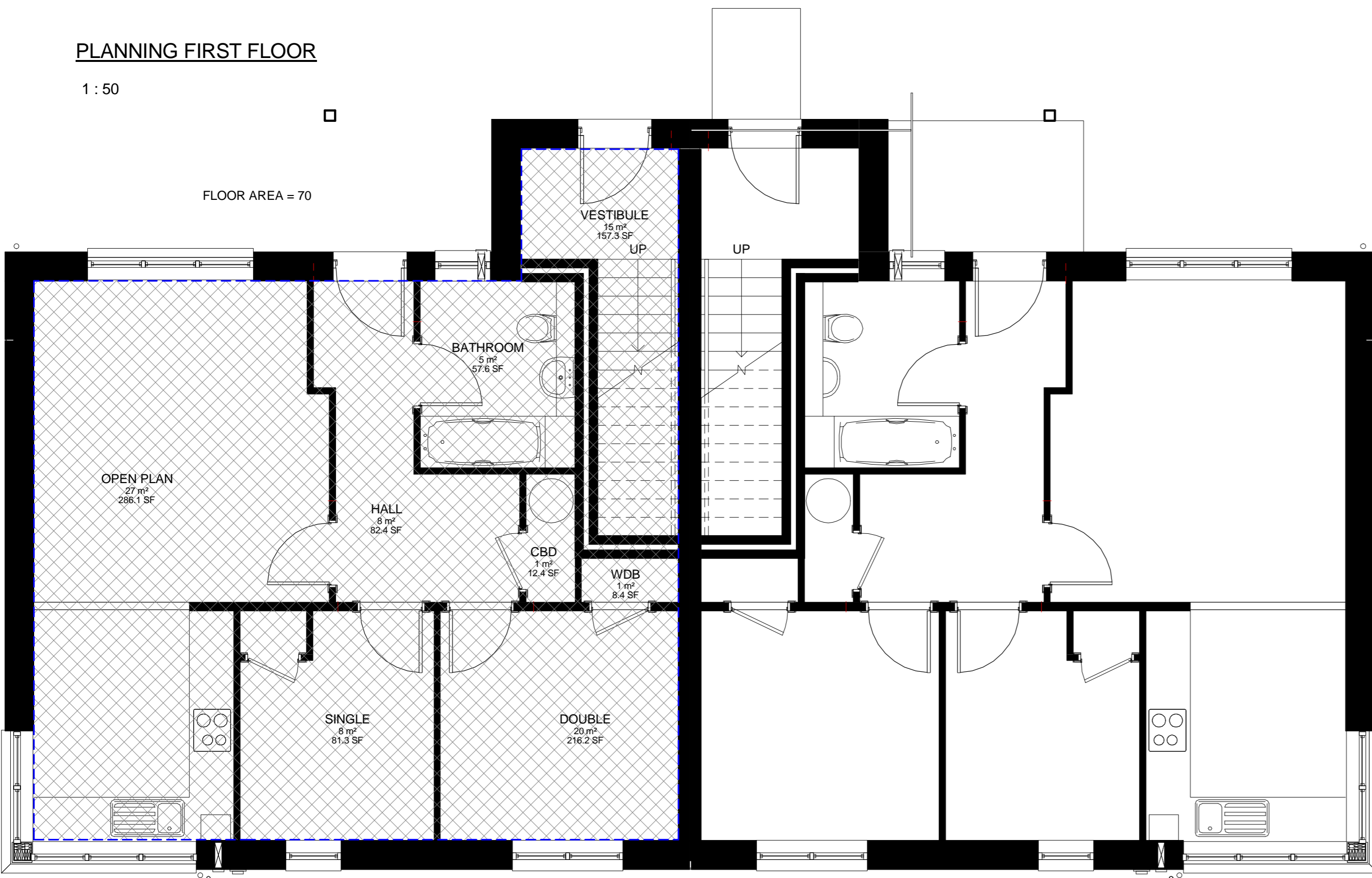
FLOOR AREA = 66.6



PLANNING FIRST FLOOR

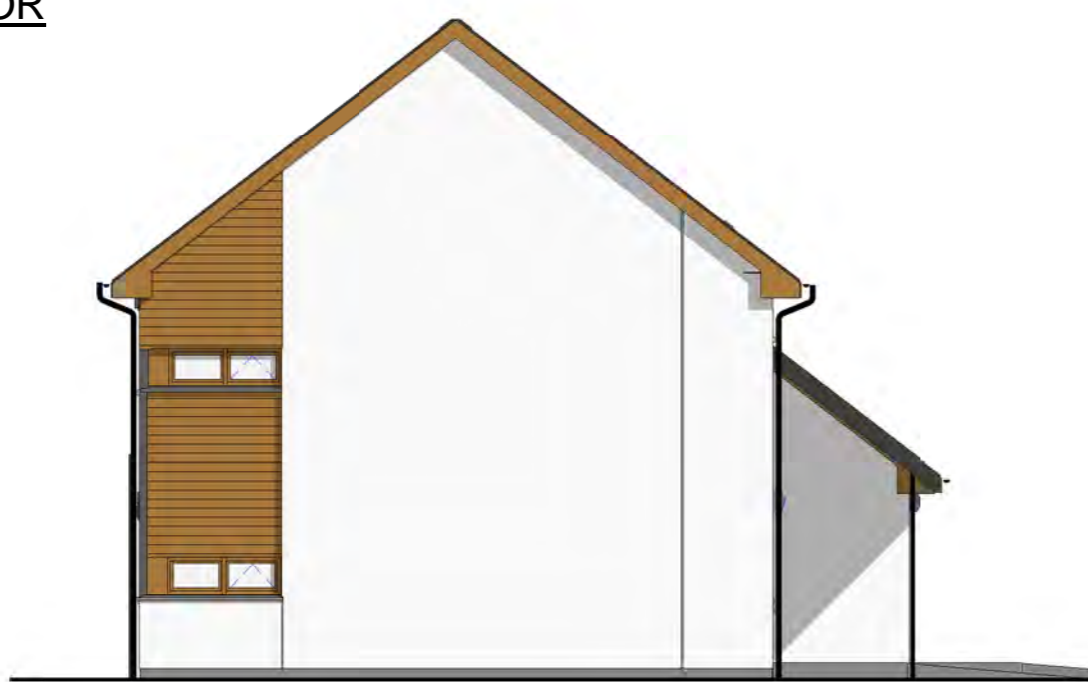
1 : 50

FLOOR AREA = 70



PLANNING - GROUND FLOOR

1 : 50



SIDE 1

1 : 100



SIDE 3

1 : 100



SIDE 2

1 : 100



SIDE 4

1 : 100

TYPICAL SPACE STANDARDS

		No of people						
		1	2	3	4	5	6	7
1 Storey	N	30	44.5	57	67	75.5	84	
	S	3	4	4	4.5	4.5	4.5	
2 Storey (semi or end)	N				78	91	98	108
	S				4.5	4.5	4.5	6.5
(Intermediate terrace)	N				78	91	98	108
	S				4.5	4.5	4.5	6.5
Flats	N	30	46	59	72			
	S	2.5	3	3	3.5			

	Lounge	Lounge/Din	Kitchen	Kitchen/Din
1-person seating 3p	-	8.50	6.50	
2-person seating 4p	11.00	15.00	6.50	10.50
3-person seating 5p	12.87	17.68	8.00	12.80
4-person seating 6p	14.81	22.23	8.00	15.42
5-person seating 7p	16.22	24.47	9.50	16.50
6-person seating 8p	17.63	25.88	9.50	16.50

Bedrooms	Wardrobe	Floor Area	Min Dimensions
1-person	600 x 600	7.80	2.25
2-person	600 x 1000	10.00	2.60

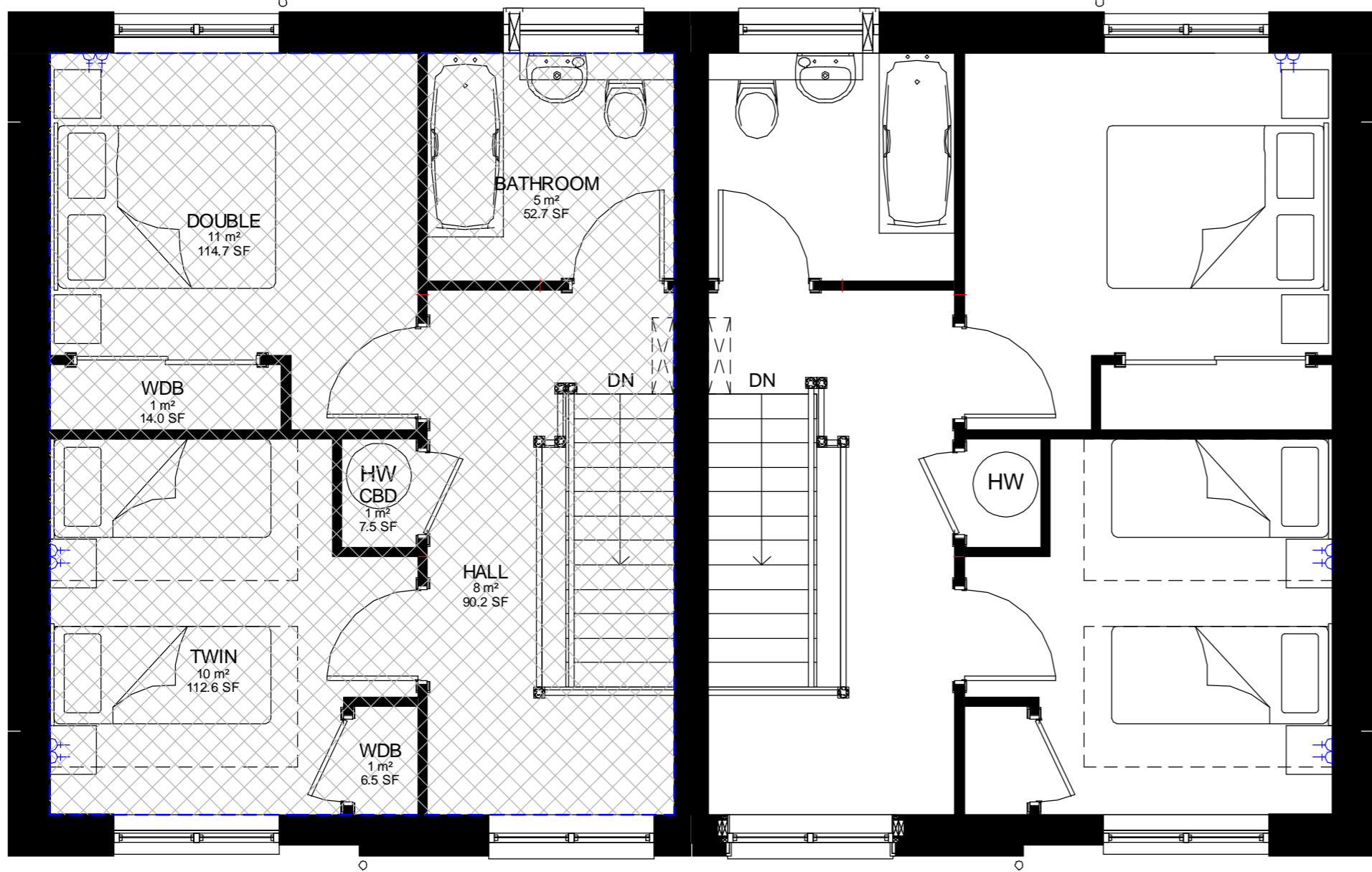
SCALES SHOWN ARE AT A1 SIZE FOR A3 SIZED DRAWING REDUCE NOTED SCALES BY 50%  
1:50 AT A1 = 1:100 AT A3  
1:100 AT A1 = 1:200 AT A3

COLIN ARMSTRONG ASSOCIATES  
Chartered Architects

Client ROBERTSON HOMES LTD		
Project WESTER CRAIGS SITE 2B		
Drawing title 2B3P COTTAGE FLAT - 2 UNIT BLOCK		
Scale As indicated	Date Sep 2012	Revision .
Drwg No. P-RT6-2U-100	Job No. 1338	Drawn MP



FLOOR AREA = 40.3



Copy of FIRST FLOOR.

1 : 50

**TYPICAL SPACE STANDARDS**

		No of people						
		1	2	3	4	5	6	7
1 Storey	N	30	44.5	57	67	75.5	84	
	S	3	4	4	4.5	4.5	4.5	
2 Storey (semi or end)	N				78	91	98	108
	S				4.5	4.5	4.5	6.5
(Intermediate terrace)	N				78	91	98	108
	S				4.5	4.5	4.5	6.5
Flats	N	30	46	59	72			
	S	2.5	3	3	3.5			

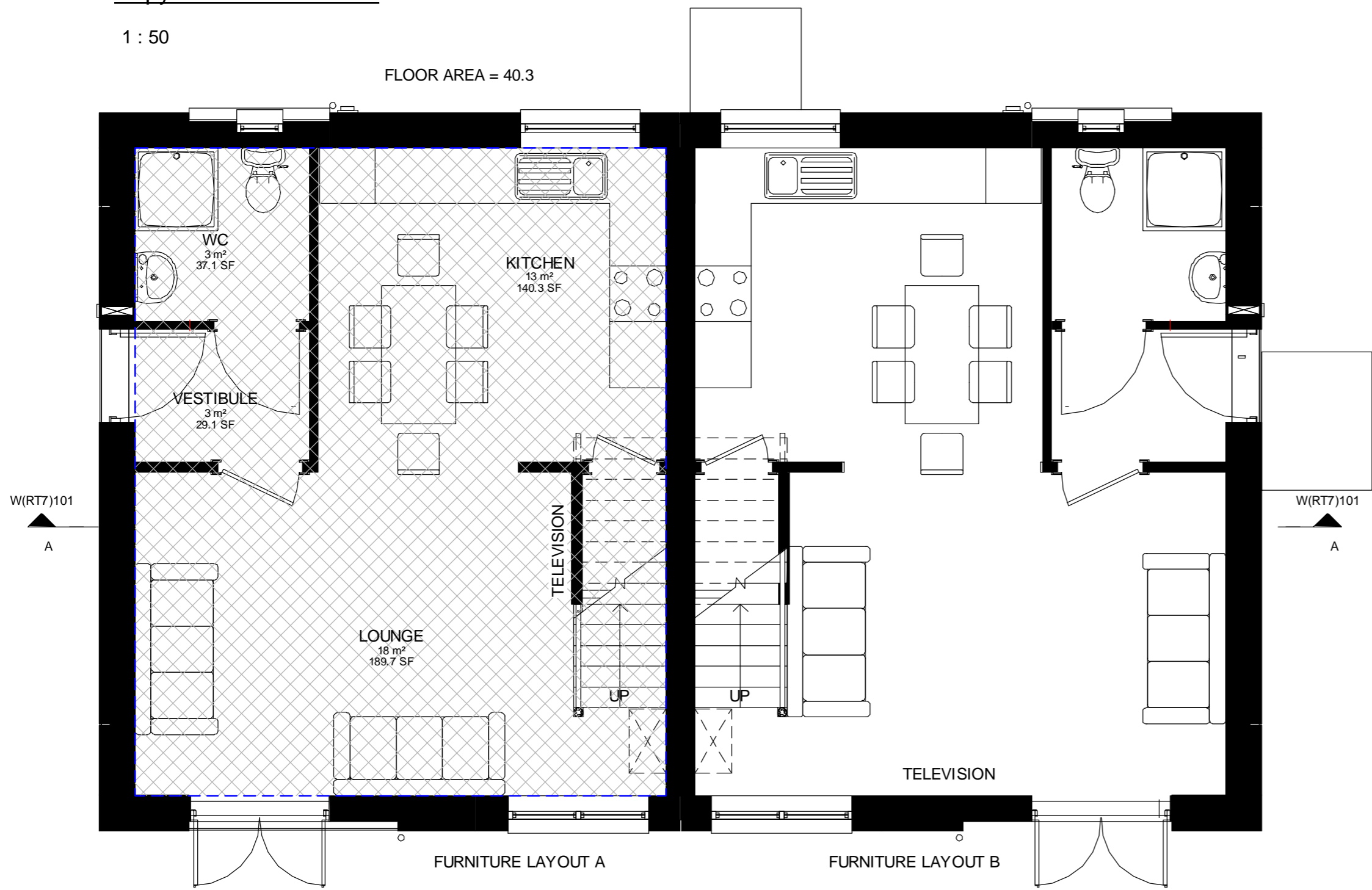
  

	Lounge	Lounge/Din	Kitchen	Kitchen/Din
1-person seating 3p		8.50	6.50	
2-person seating 4p	11.00	15.00	6.50	10.50
3-person seating 5p	12.87	17.68	8.00	12.80
4-person seating 6p	14.81	22.23	8.00	15.42
5-person seating 7p	16.22	24.47	9.50	16.90
6-person seating 8p	17.63	25.88	9.50	16.50

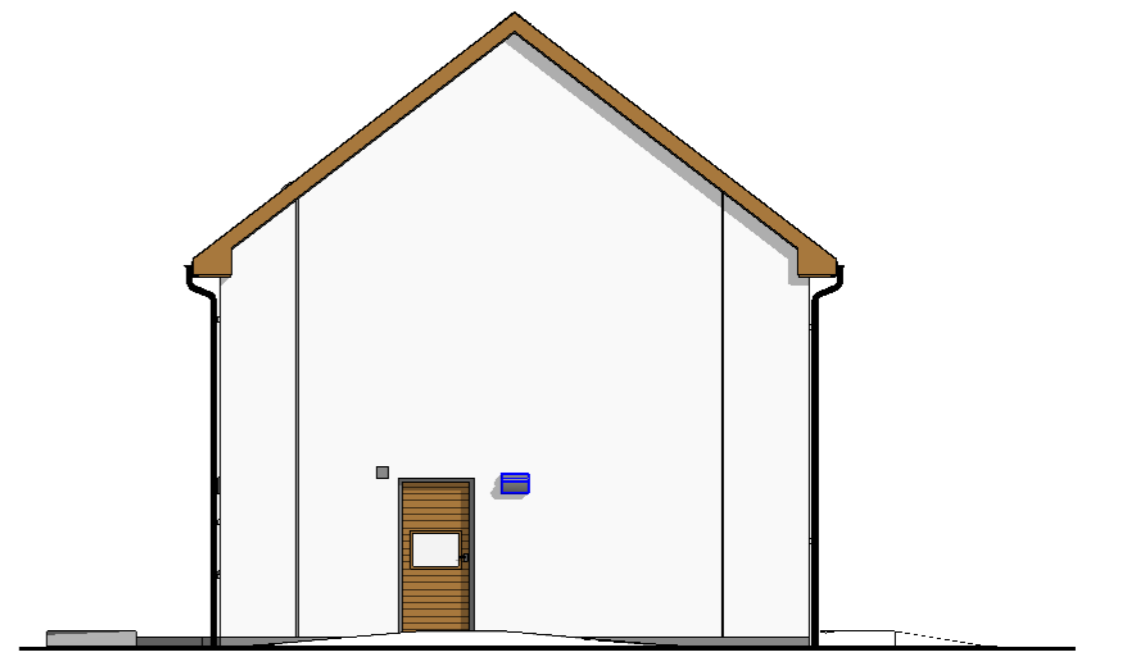
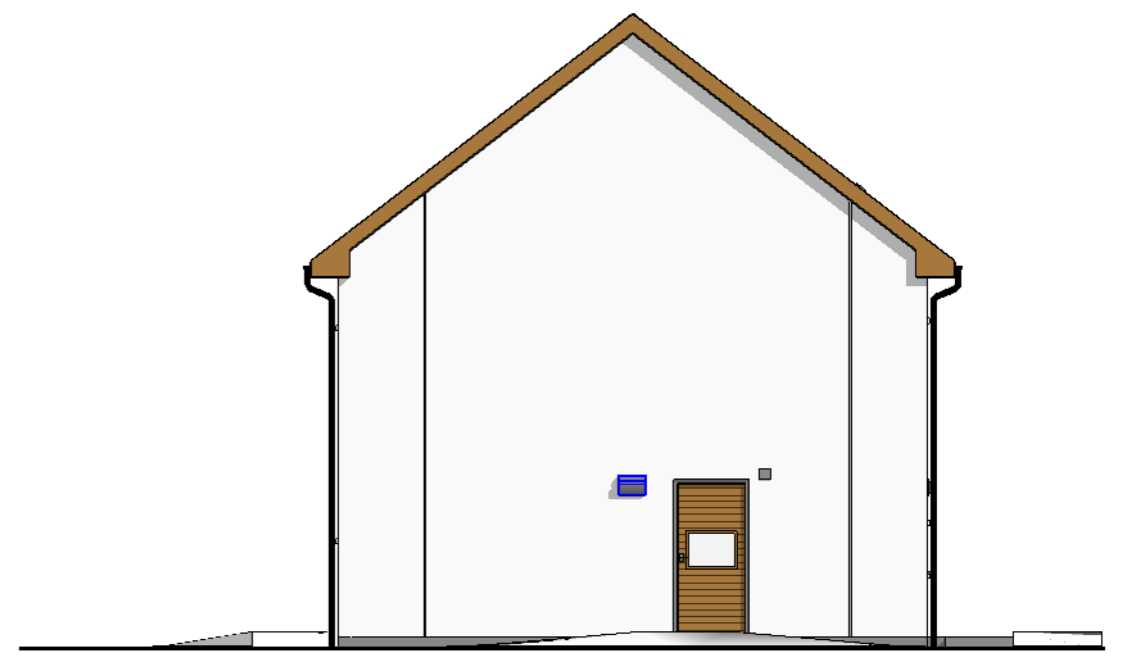
Bedrooms	Wardrobe	Floor Area	Min Dimensions
1-person	600 x 600	7.80	2.25
2-person	600 x 1000	10.00	2.60

FLOOR AREA = 40.3



Copy of GROUND FLOOR

1 : 50



SCALES SHOWN ARE AT A1 SIZE FOR A3 SIZED DRAWING REDUCE NOTED SCALES BY 50%  
 1:50 AT A1 = 1:100 AT A3  
 1:100 AT A1 = 1:200 AT A3

**COLIN ARMSTRONG ASSOCIATES**  
 Chartered Architects

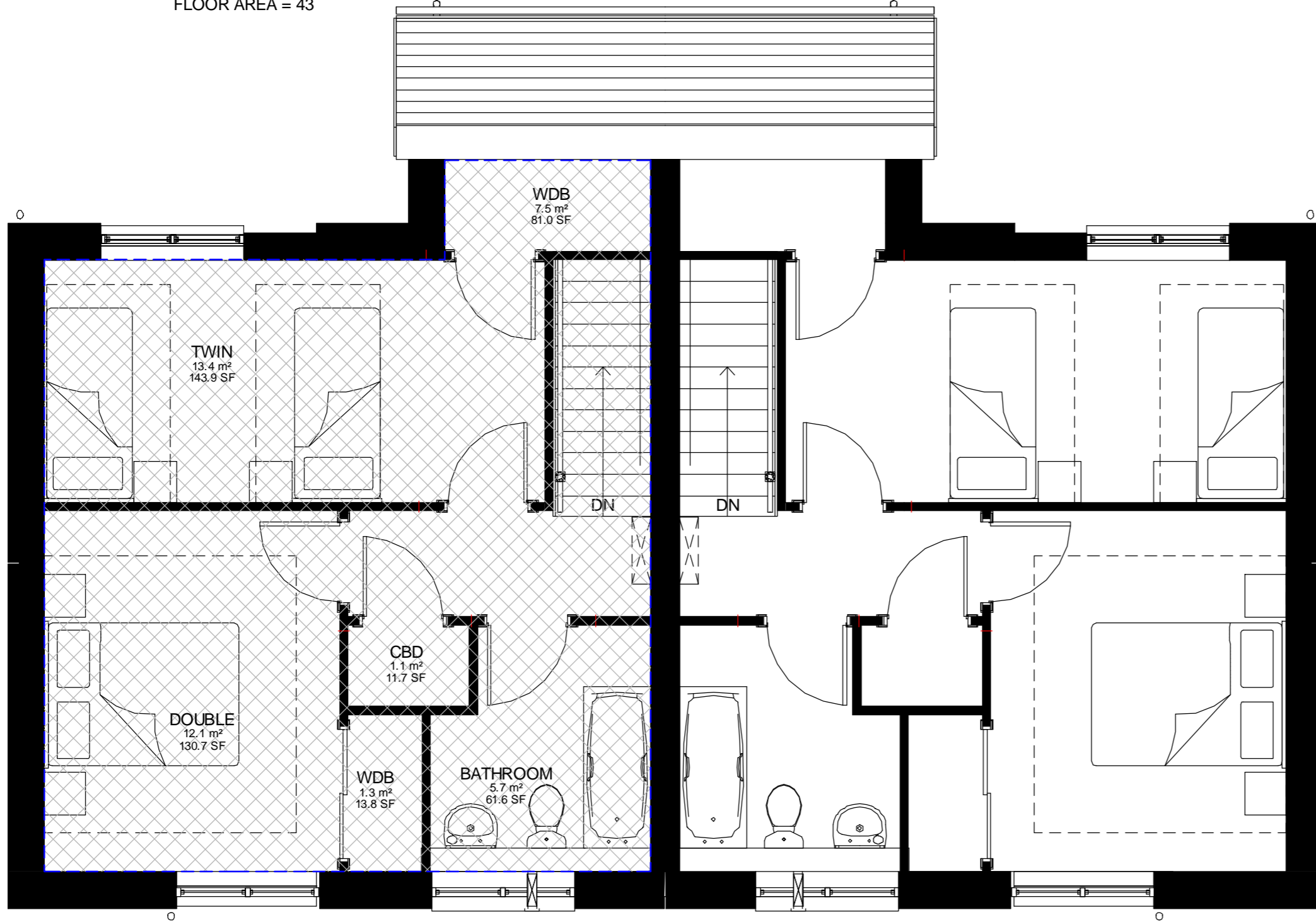
Client		
ROBERTSON HOMES LTD		
Project		
WESTER CRAIGS SITE 2B		
Drawing title		
GENERAL ARRANGEMENT 2B 4P		
Scale	Date	Revision
As indicated	SEP 2012	B
Drwg No.	Job No.	Drawn
P-RT7-100(B)	1338	MP

(REV B) 28-03-2013 LOUNGE AND KITCHEN WINDOWS ALTERED TO ALLOW SOUTH FACING LOUNGE / NORTH FACING KITCHEN  
 (REV A) 16 NOV-12 CORNER GLAZING REMOVED - LOUNGE AND KITCHEN AREAS ALTERED TO MIN SPACE STANDARDS





FLOOR AREA = 43

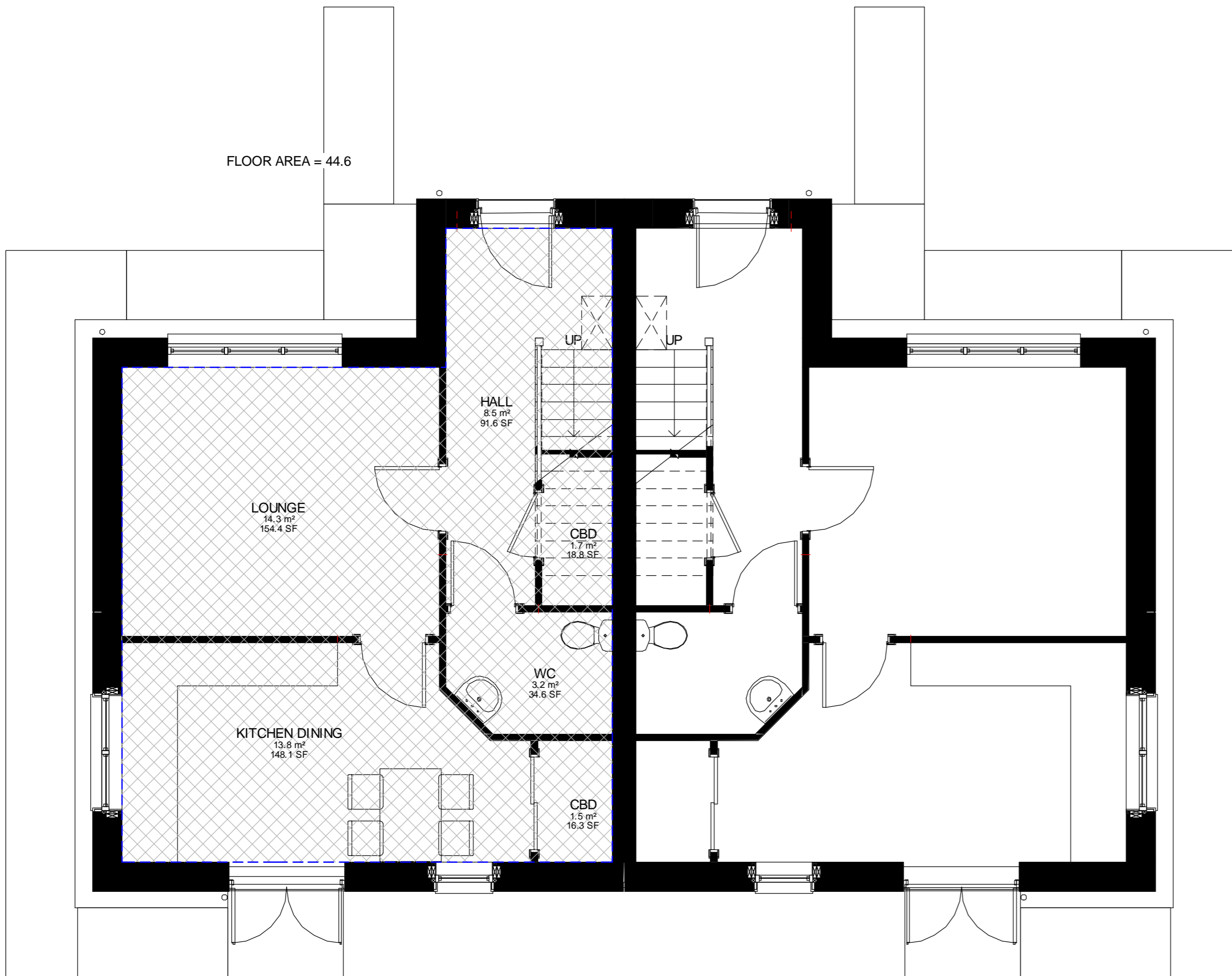


PLANNING FIRST FLOOR

1 : 50



FLOOR AREA = 44.6



PLANNING GROUND FLOOR.

1 : 50



Room	House/Flat size					
	2p	3p	4p	5p	6p	7p
Main bedroom	12	12	12	12	12	12
Other twin bedrooms	-	13	13	13	13	13
Single bedrooms	-	6.6	6.6	6.6	6.6	6.6
Dining/Kitchen	9	10	11	12	13	14
Kitchen	6.5	7.5	7.5	9	9	11
Living-room	12	13	14	15	16	17
Living/dining room	13	15	16	17.5	18.5	20
Bathroom	4.7	4.7	4.7	4.7	4.7	4.7

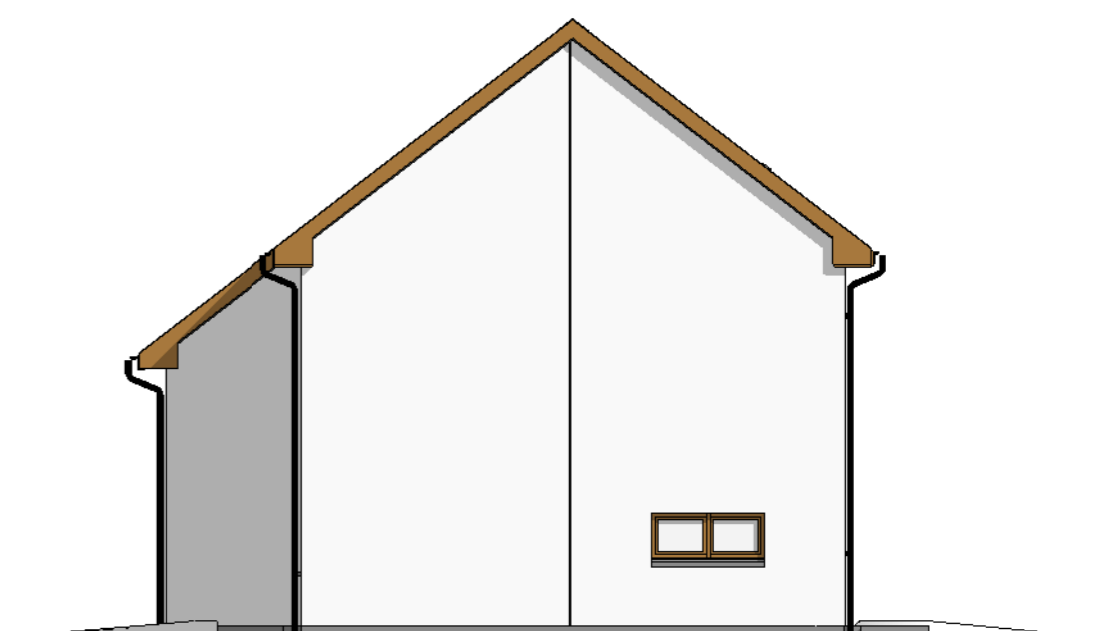
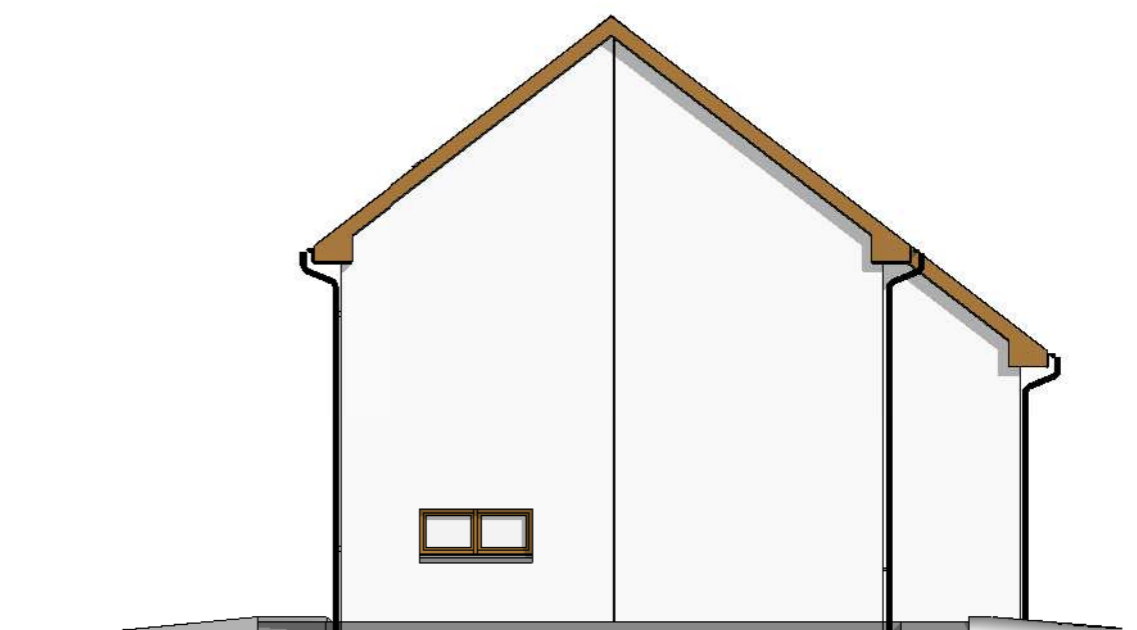
Single Storey	Two Storey	Flats
1 person - 33m <sup>2</sup>	4 person - 76.5m <sup>2</sup>	1 person - 32.5m <sup>2</sup>
2 person - 48.5m <sup>2</sup>	5 person - 86.5m <sup>2</sup>	2 person - 47.5m <sup>2</sup>
3 person - 61m <sup>2</sup>	6 person - 97m <sup>2</sup>	3 person - 60m <sup>2</sup>

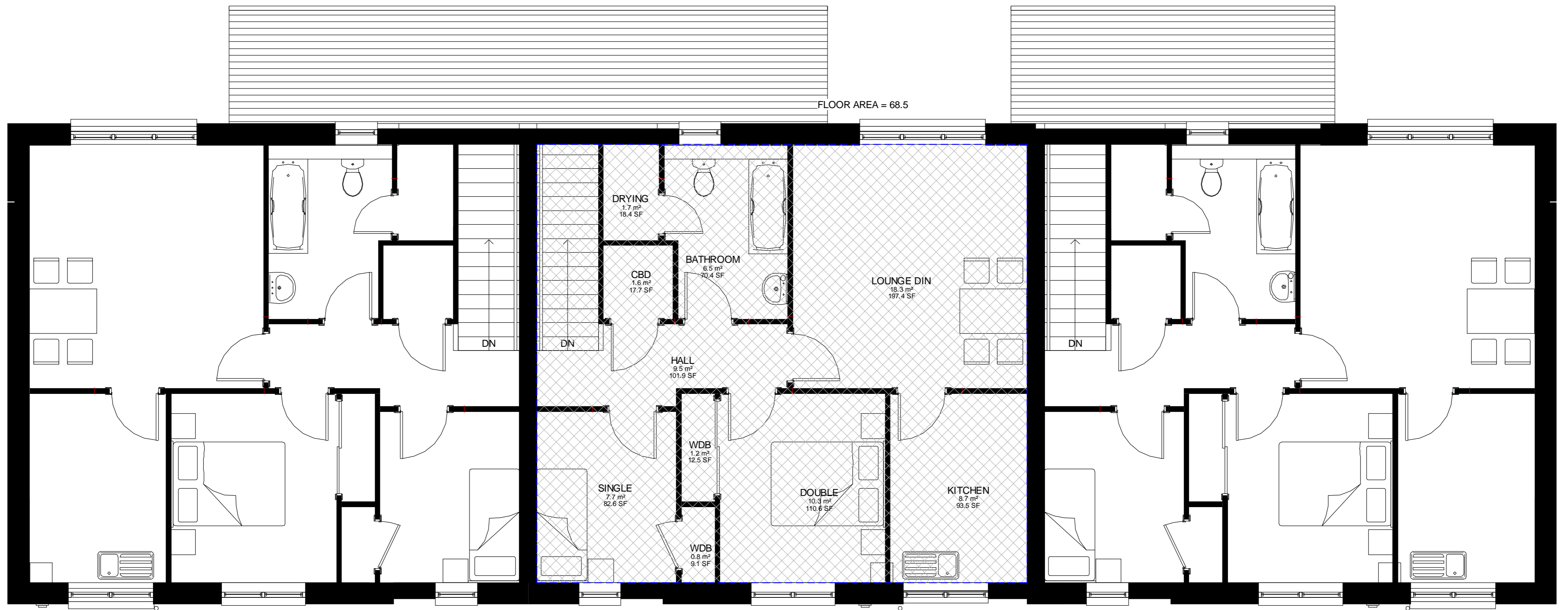
(REV A) 20 MAR 2013 - CLIENT COMMENTS

SCALES SHOWN ARE AT A1 SIZE FOR A3 SIZED DRAWING REDUCE NOTED SCALES BY 50%  
 1:50 AT A1 = 1:100 AT A3  
 1:100 AT A1 = 1:200 AT A3

COLIN ARMSTRONG ASSOCIATES  
 Chartered Architects

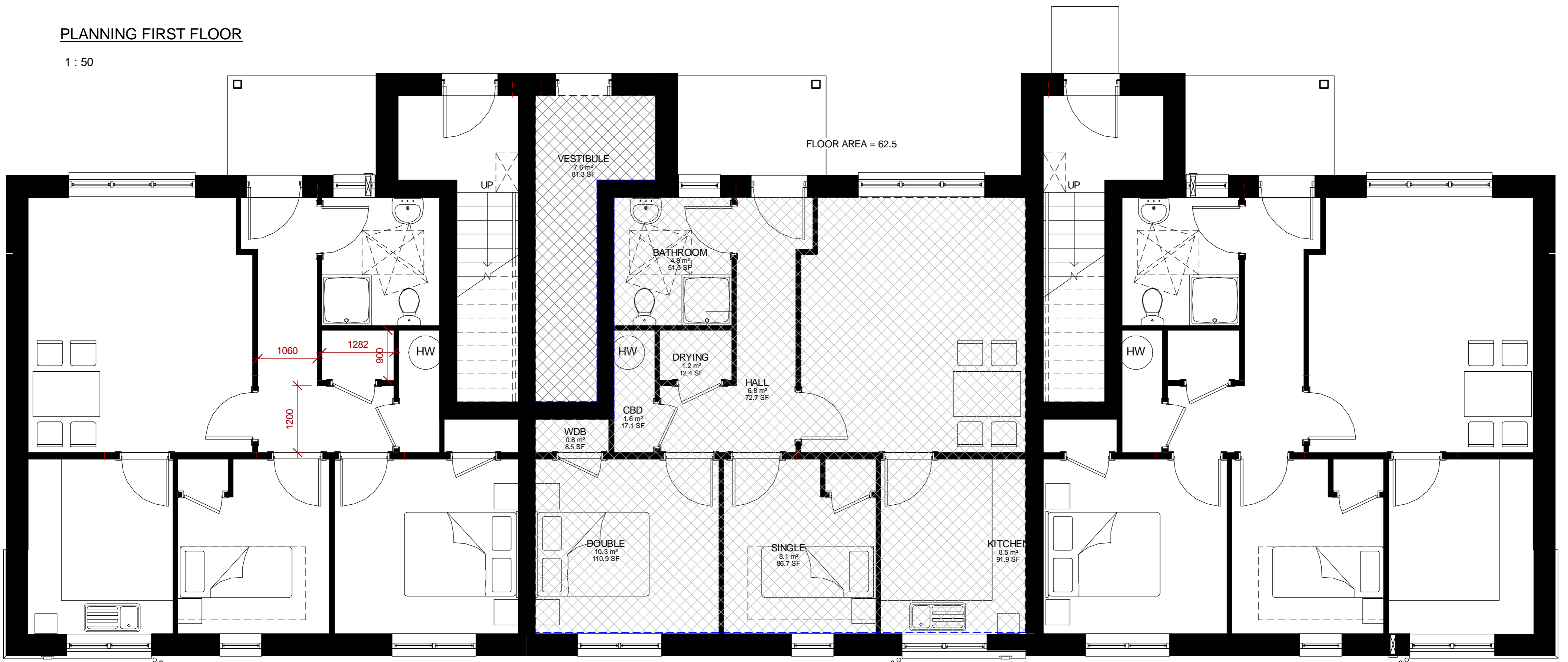
Client		
ROBERTSON HOMES LTD		
Project		
WESTER CRAIGS SITE 2B		
Drawing title		
2B-4P - TYPE RT8 (CALEDONIAN)		
Scale	Date	Revision
As indicated	JAN 2013	A
Drwg No.	Job No.	Drawn
P-RT8-100(A)	1338	.





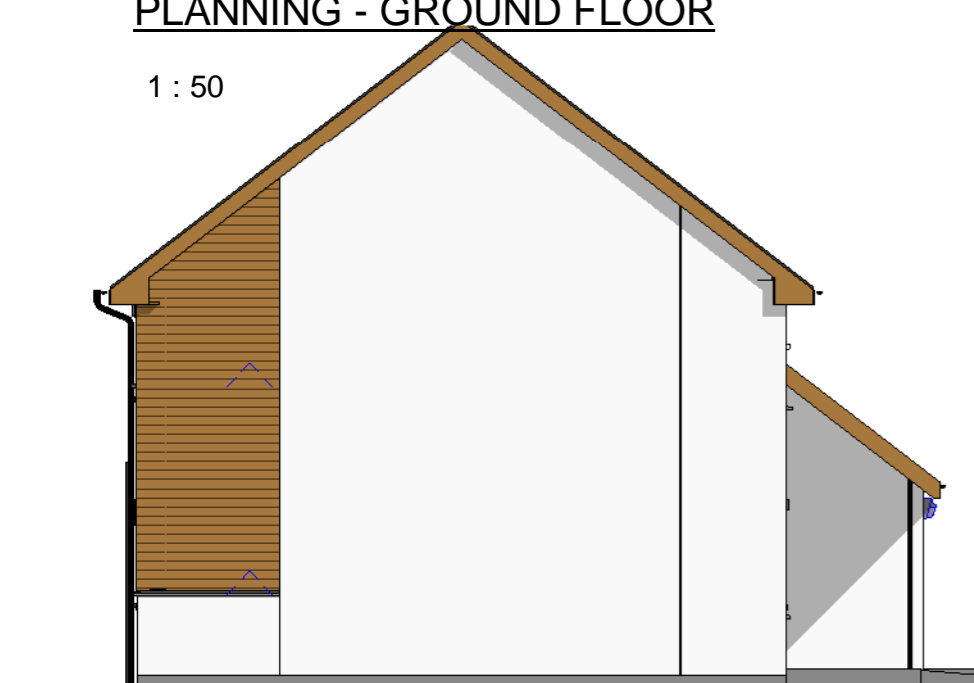
PLANNING FIRST FLOOR

1 : 50



PLANNING - GROUND FLOOR

1 : 50



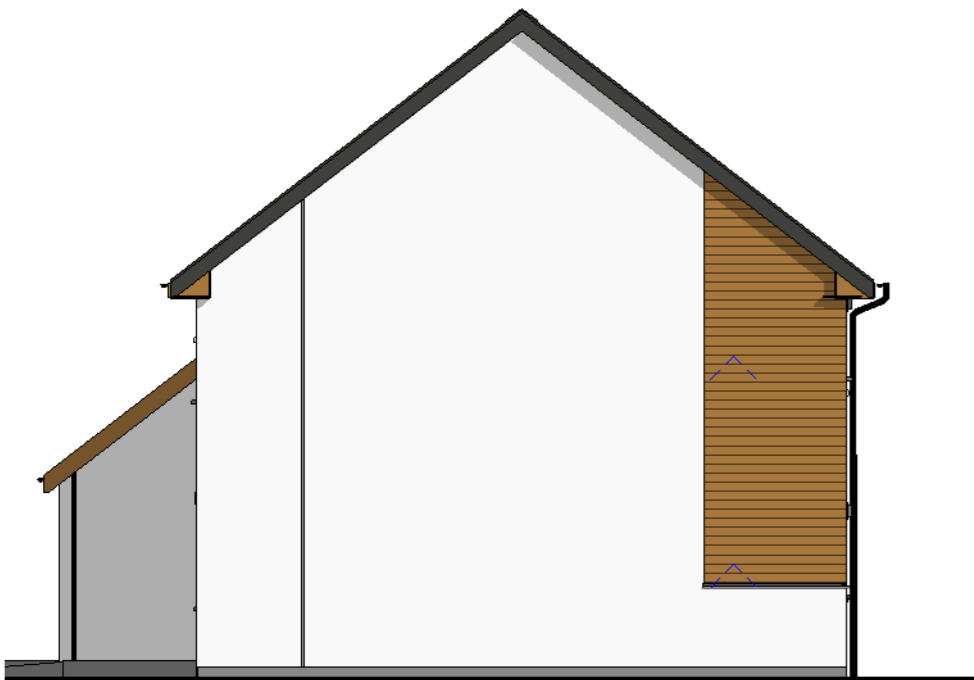
SIDE 1

1 : 100



SIDE 3

1 : 100



SIDE 2

1 : 100



SIDE 4

1 : 100

7. HOUSING DESIGN - SPACE STANDARDS

7.1 Recommended Floor Area

	Living Room	Lounge / Din	Kitchen	Kitchen / Din
1-person seating 3-p	12.00	13.00	6.50	8.00
2-person seating 4-p	12.00	15.00	6.50	9.00
3-person seating 5-p	13.00	18.00	8.00	13.00
4-person seating 6-p	15.00	22.00	8.00	15.00
5-person seating 7-p	16.50	24.50	9.50	16.50
6-person seating 8-p	18.00	26.00	9.50	16.50

7.2 Bedrooms

	Wardrobe	Floor Area	Min Dimensions
1-person	600 x 600	7.80	2.25
2-person	600 x 1,000	10.00	2.60

TABLE A - GENERAL NEEDS/OLDER AMBULANT FLOOR AREA STANDARDS

N = Net Space S = General Storage Space	Number of People (i.e. bed spaces) per dwelling						
	1	2	3	4	5	6	7
Houses	M²	M²	M²	M²	M²	M²	M²
1 Storey	N 30	44.5	57	67	79	87.5	87.5
S	3	4	4	4.5	4.5	4.5	4.5
2 Storey (semi or end)	N	58.5	71.0	81.5	94.5	102.5	117
S		4	4	4.5	4.5	4.5	6.5
(intermediate terrace)	N			81.5	94.5	102.5	117
S				4.5	4.5	4.5	6.5
Flats	N	30	46	59	72		
S	2.5	3	3	3.5			

(REV B) 20 MAR-2013 - CLIENT COMMENTS  
(REV A) 21 JAN-2013 - GIA CORRECTED

**COLIN ARMSTRONG ASSOCIATES**  
Chartered Architects

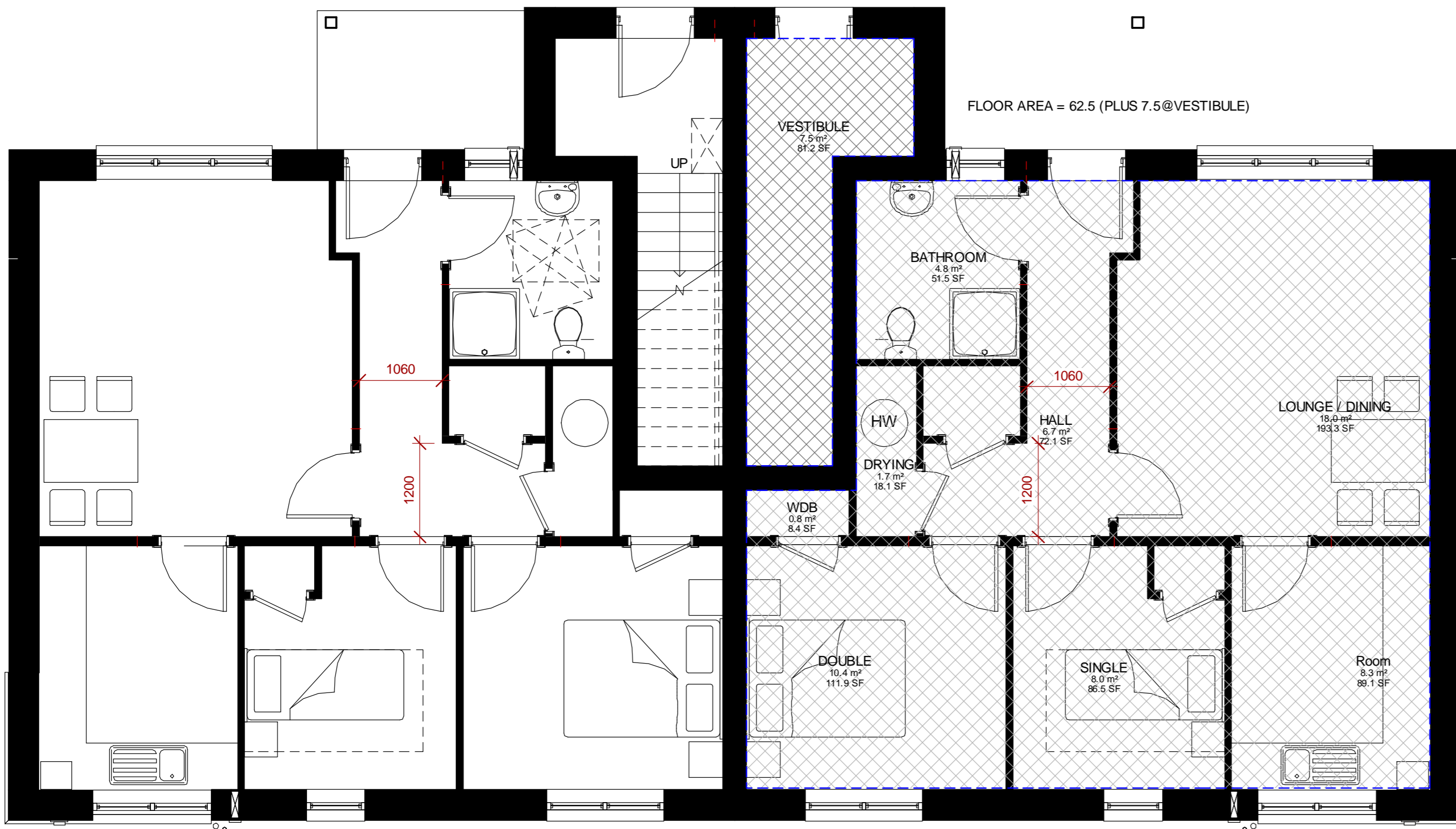
Client		
ROBERTSON HOMES LTD		
Project		
WESTER CRAIGS SITE 2B		
Drawing title		
2B3P COTTAGE FLAT - THC - 3 UNIT BLOCK		
Scale	Date	Rev
As indicated	JAN 2013	B
Drwg No.	Job No.	Drn
P-RT9-100(B)	1338	MP





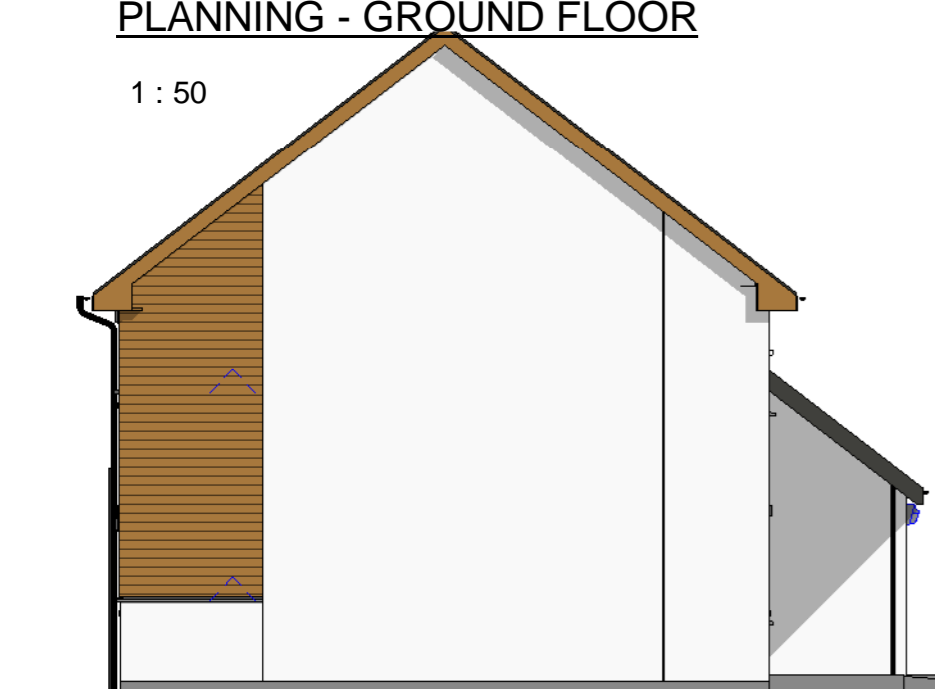
PLANNING FIRST FLOOR

1 : 50



PLANNING - GROUND FLOOR

1 : 50



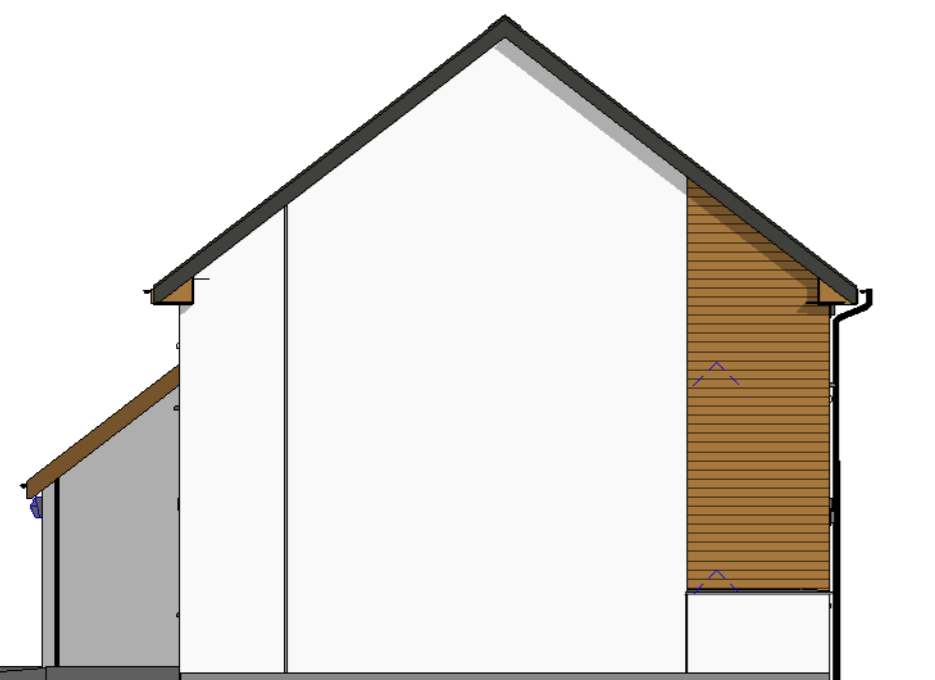
SIDE 1

1 : 100



SIDE 3

1 : 100



SIDE 2

1 : 100



SIDE 4

1 : 100

7. HOUSING DESIGN - SPACE STANDARDS

7.1 Recommended Floor Area

	Living Room	Lounge / Din	Kitchen	Kitchen / Din
1-person seating 3-p	12.00	13.00	6.50	8.00
2-person seating 4-p	12.00	15.00	6.50	9.00
3-person seating 5-p	13.00	18.00	8.00	13.00
4-person seating 6-p	15.00	22.00	8.00	15.00
5-person seating 7-p	16.50	24.50	9.50	16.50
6-person seating 8-p	18.00	26.00	9.50	16.50

7.2 Bedrooms

	Wardrobe	Floor Area	Min Dimensions
1-person	600 x 600	7.80	2.25
2-person	600 x 1.000	10.00	2.60

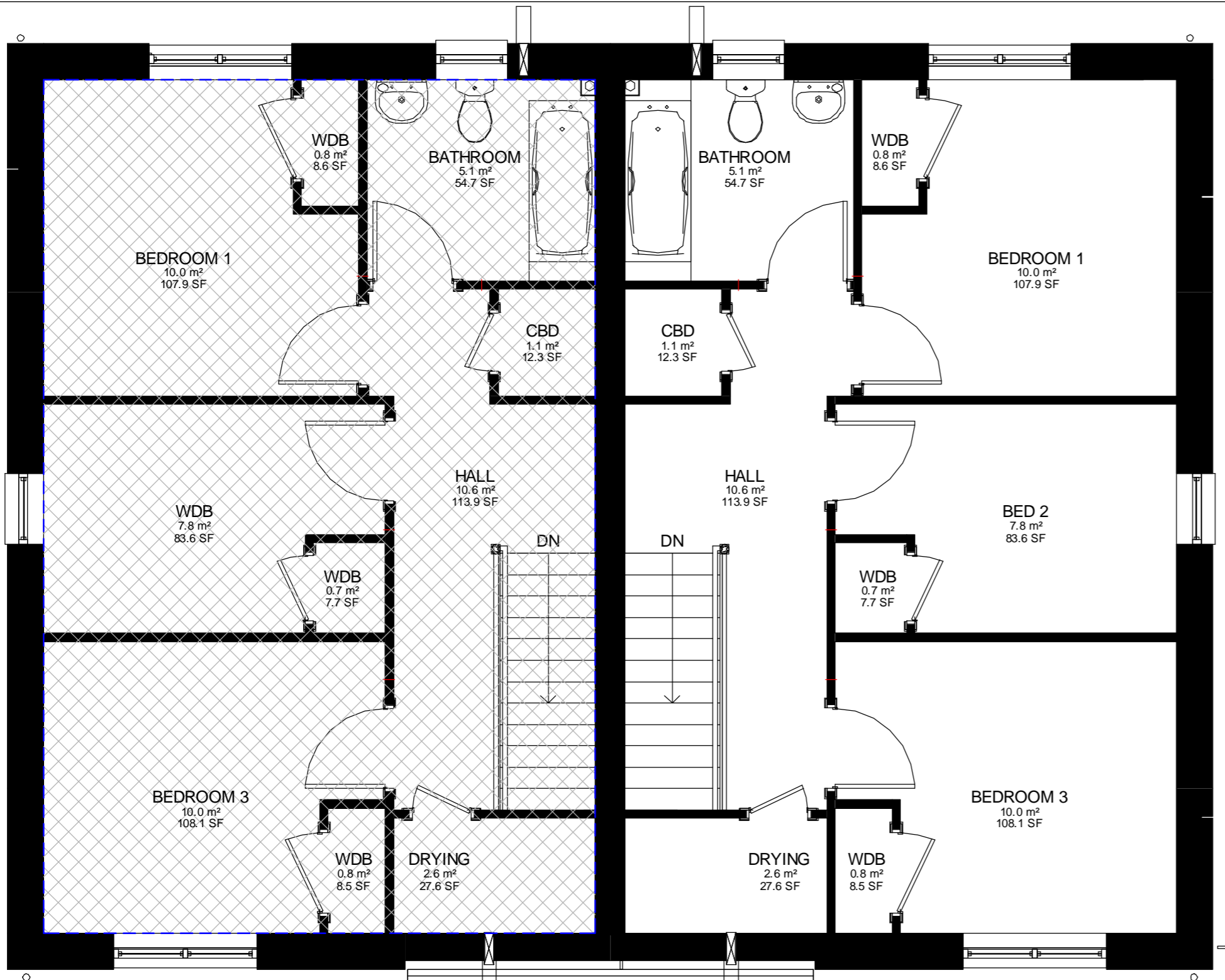
TABLE A - GENERAL NEEDS/OLDER AMBULANT FLOOR AREA STANDARDS

N = Net Space S = General Storage Space	Number of People (i.e. bed spaces) per dwelling						
	1	2	3	4	5	6	7
Houses	M <sup>2</sup>	M <sup>2</sup>	M <sup>2</sup>	M <sup>2</sup>	M <sup>2</sup>	M <sup>2</sup>	M <sup>2</sup>
1 Storey	N 30	44.5	57	67	79	87.5	87.5
S	3	4	4	4.5	4.5	4.5	4.5
2 Storey	N	58.5	71.0	81.5	94.5	102.5	117
(semi or end)	S	4	4	4.5	4.5	4.5	6.5
(intermediate terrace)	N			81.5	94.5	102.5	117
S				4.5	4.5	4.5	6.5
Flats	N	30	46	59	72		
S	2.5	3	3	3.5			

COLIN ARMSTRONG ASSOCIATES  
Chartered Architects

Client		
ROBERTSON HOMES LTD		
Project		
WESTER CRAIGS SITE 2B		
Drawing title		
2B3P COTTAGE FLAT - THC - 2 UNIT BLOCK		
Scale	Date	Rev
As indicated	JAN 2013	B
Drwg No.	Job No.	Drn
P-RT10(B)-100	1338	MP

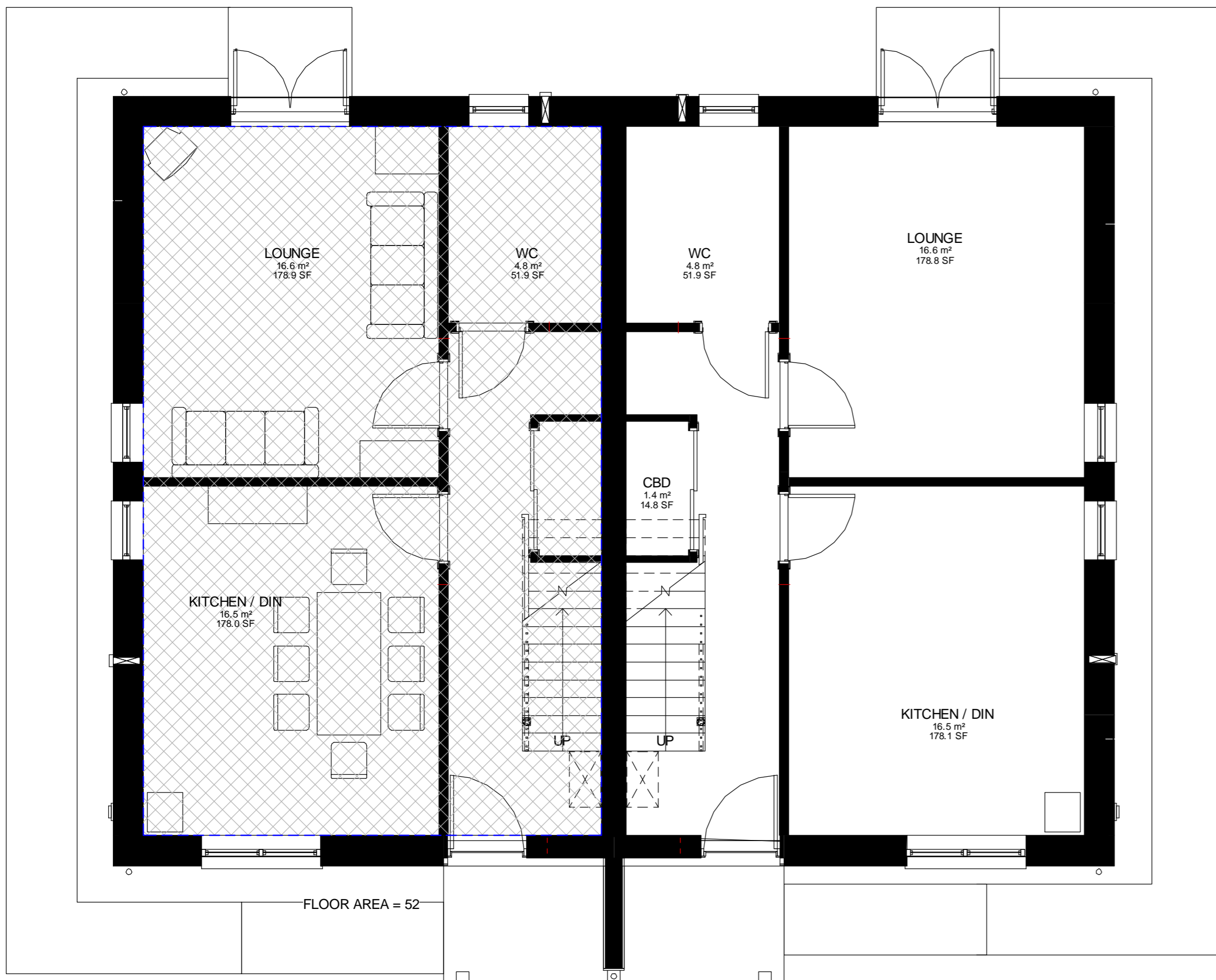




FLOOR AREA = 52

**PLANNING FIRST FLOOR**

1 : 50



FLOOR AREA = 52

**PLANNING GROUND FLOOR.**

1 : 50

**7. HOUSING DESIGN – SPACE STANDARDS**

**7.1 Recommended Floor Area**

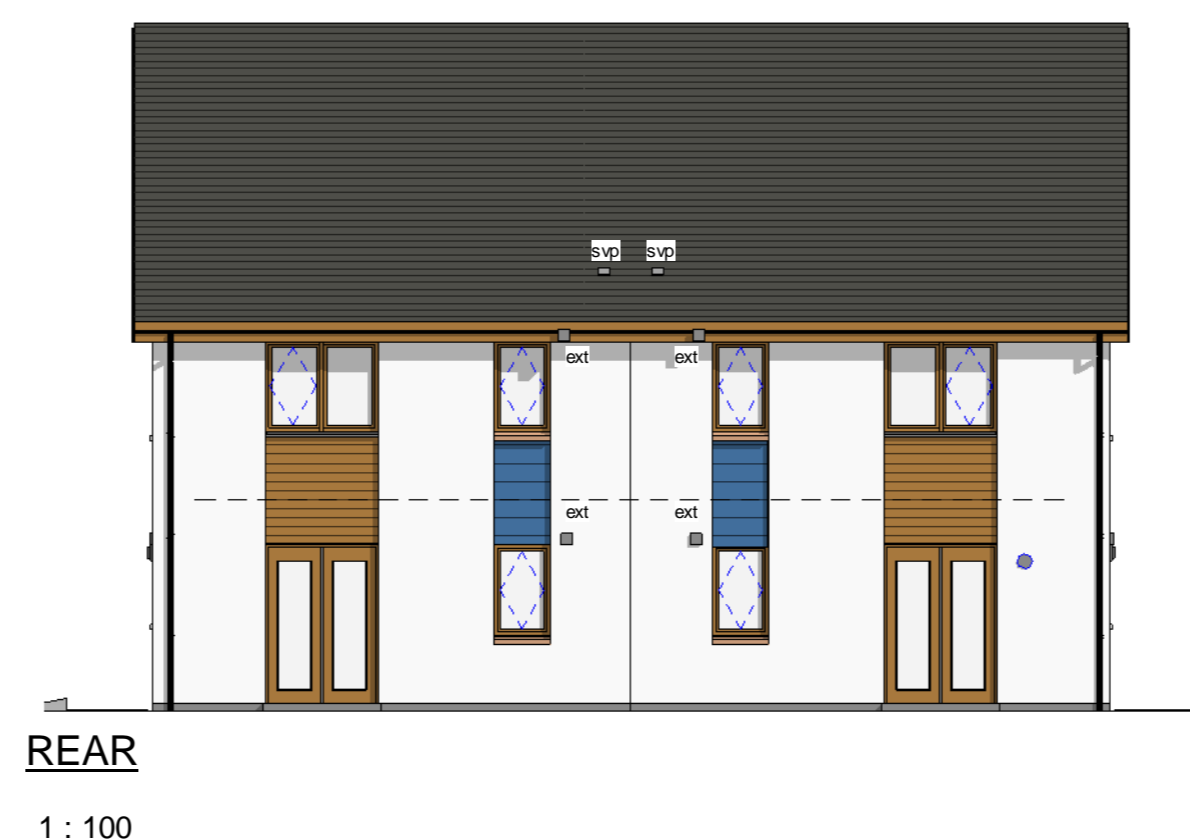
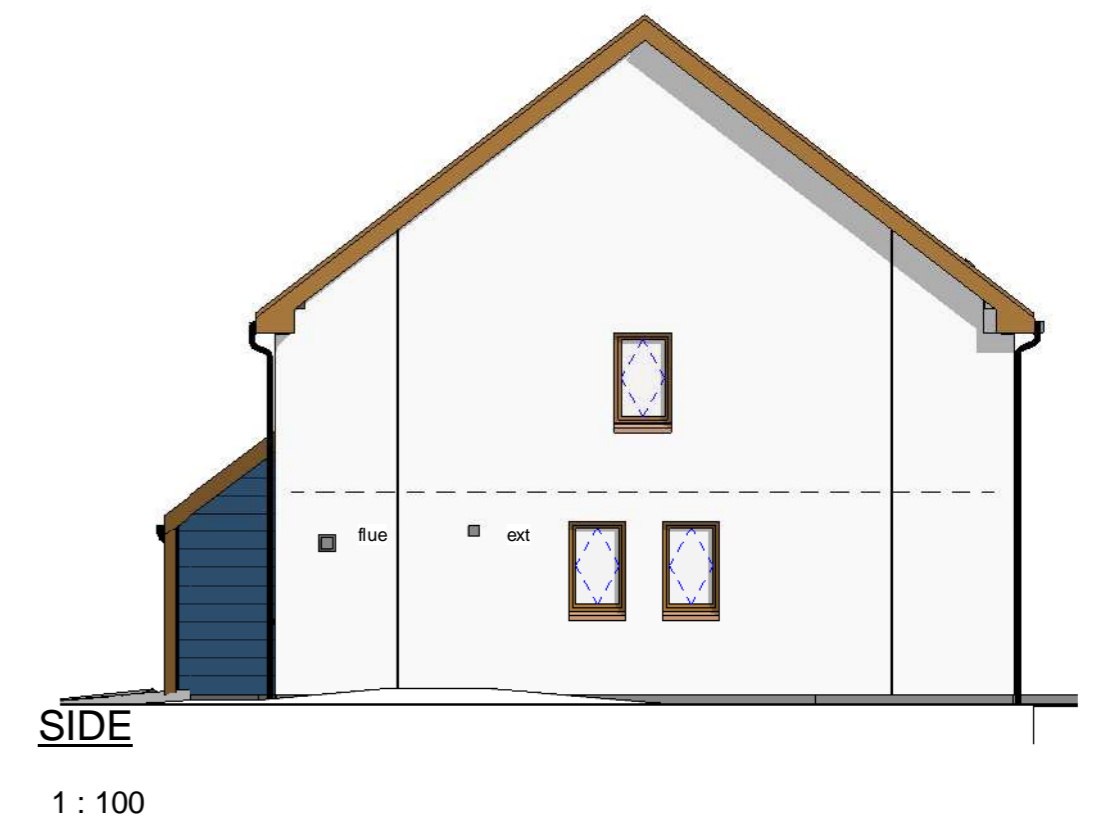
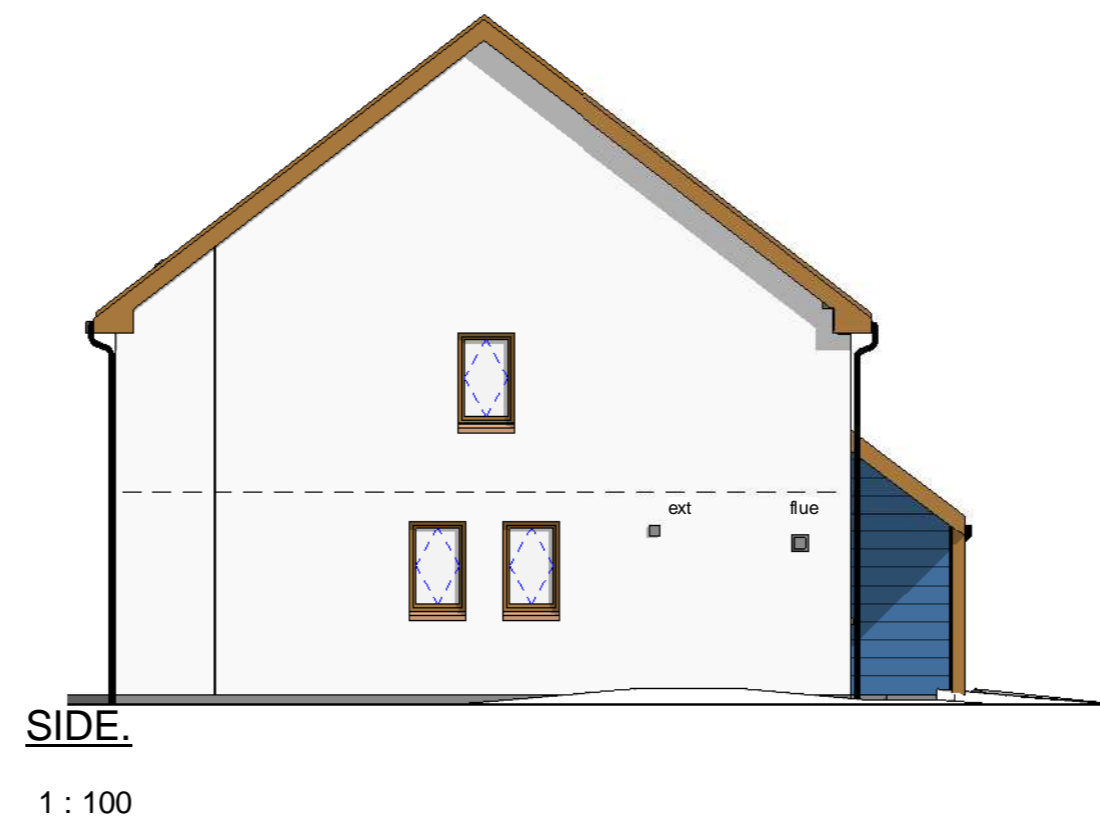
	Living Room	Lounge / Din	Kitchen	Kitchen / Din
1-person seating 3-p	12.00	13.00	6.50	8.00
2-person seating 4-p	12.00	15.00	6.50	9.00
3-person seating 5-p	13.00	18.00	8.00	13.00
4-person seating 6-p	15.00	22.00	8.00	15.00
5-person seating 7-p	16.50	24.50	9.50	16.50
6-person seating 8-p	18.00	26.00	9.50	16.50

**7.2 Bedrooms**

	Wardrobe	Floor Area	Min Dimensions
1-person	600 x 600	7.80	2.25
2-person	600 x 1.000	10.00	2.60

**TABLE A - GENERAL NEEDS/OLDER AMBULANT FLOOR AREA STANDARDS**

N = Net Space S = General Storage Space	Number of People (i.e. bed spaces) per dwelling						
	1	2	3	4	5	6	7
Houses	M <sup>2</sup>	M <sup>2</sup>	M <sup>2</sup>	M <sup>2</sup>	M <sup>2</sup>	M <sup>2</sup>	M <sup>2</sup>
1 Storey	N 30	44.5	57	67	79	87.5	
	S 3	4	4	4.5	4.5	4.5	
2 Storey (semi or end)	N 4	58.5	71.0	81.5	94.5	102.5	117
	S 4	4	4	4.5	4.5	4.5	6.5
(intermediate terrace)	N			81.5	94.5	102.5	117
	S			4.5	4.5	4.5	6.5
Flats	N 30	46	59	72			
	S 2.5	3	3	3.5			



**COLIN ARMSTRONG ASSOCIATES**  
Chartered Architects

Client Robertson Homes		
Project Proposed Housing Wester Craigs Inverness		
Drawing title 3B5P - NORTH ENTRANCE		
Scale As indicated	Date JAN 2013	Rev F
Drwg No. P-RT11-100(F)	Job No. 1338	Drn MP

REV(F) - 06.05.13  
LAYOUT ALTERED TO CLIENT COMMENTS

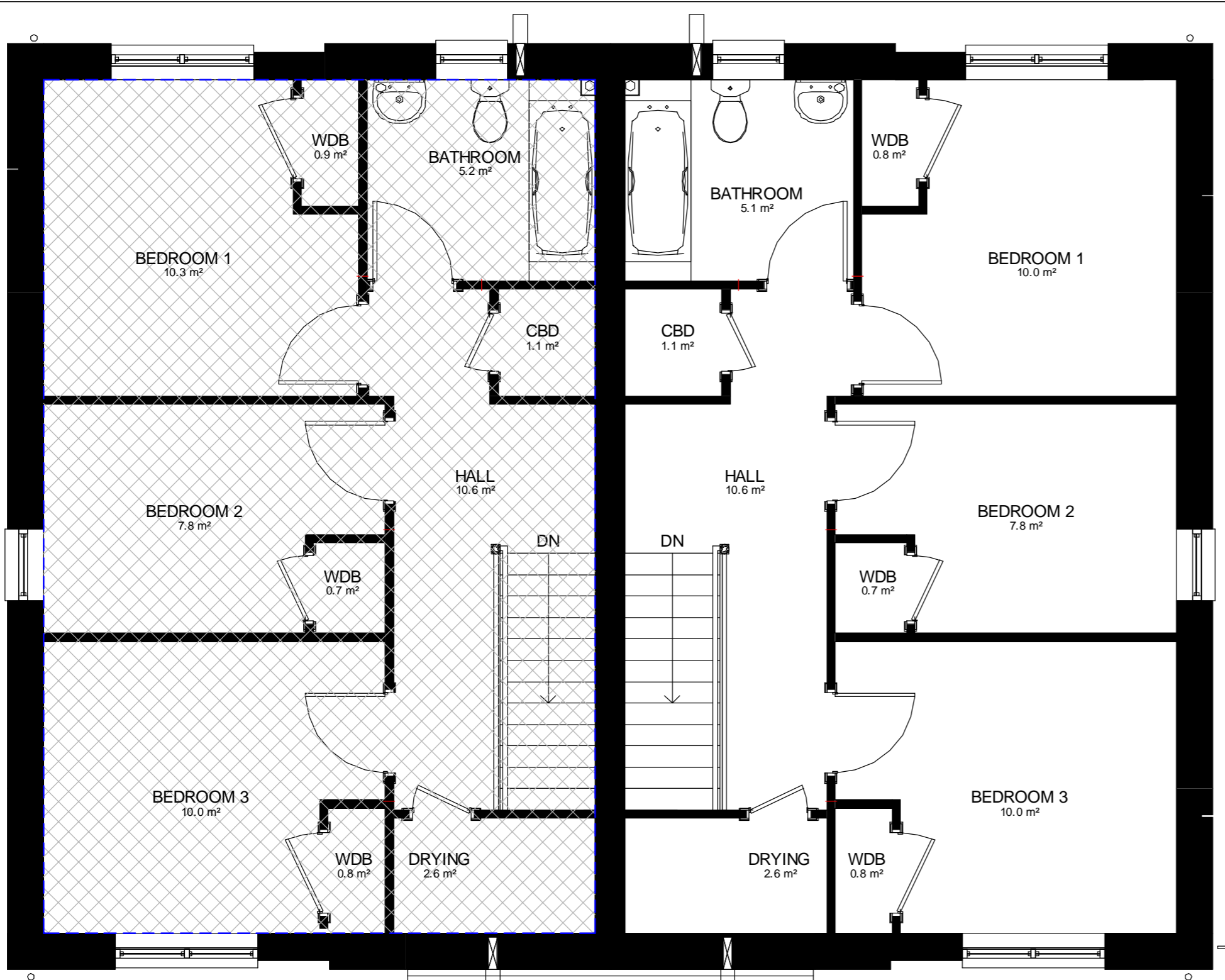
REV(D) - 20.03.13  
LAYOUT ALTERED TO CLIENT COMMENTS

REV(D) - 28.02.13  
LAYOUT ALTERED TO CLIENT COMMENTS

REV(C) - 27.02.13  
LAYOUT ALTERED TO CLIENT COMMENTS

REV(D) - 14.02.13  
LAYOUT ALTERED TO CLIENT COMMENTS

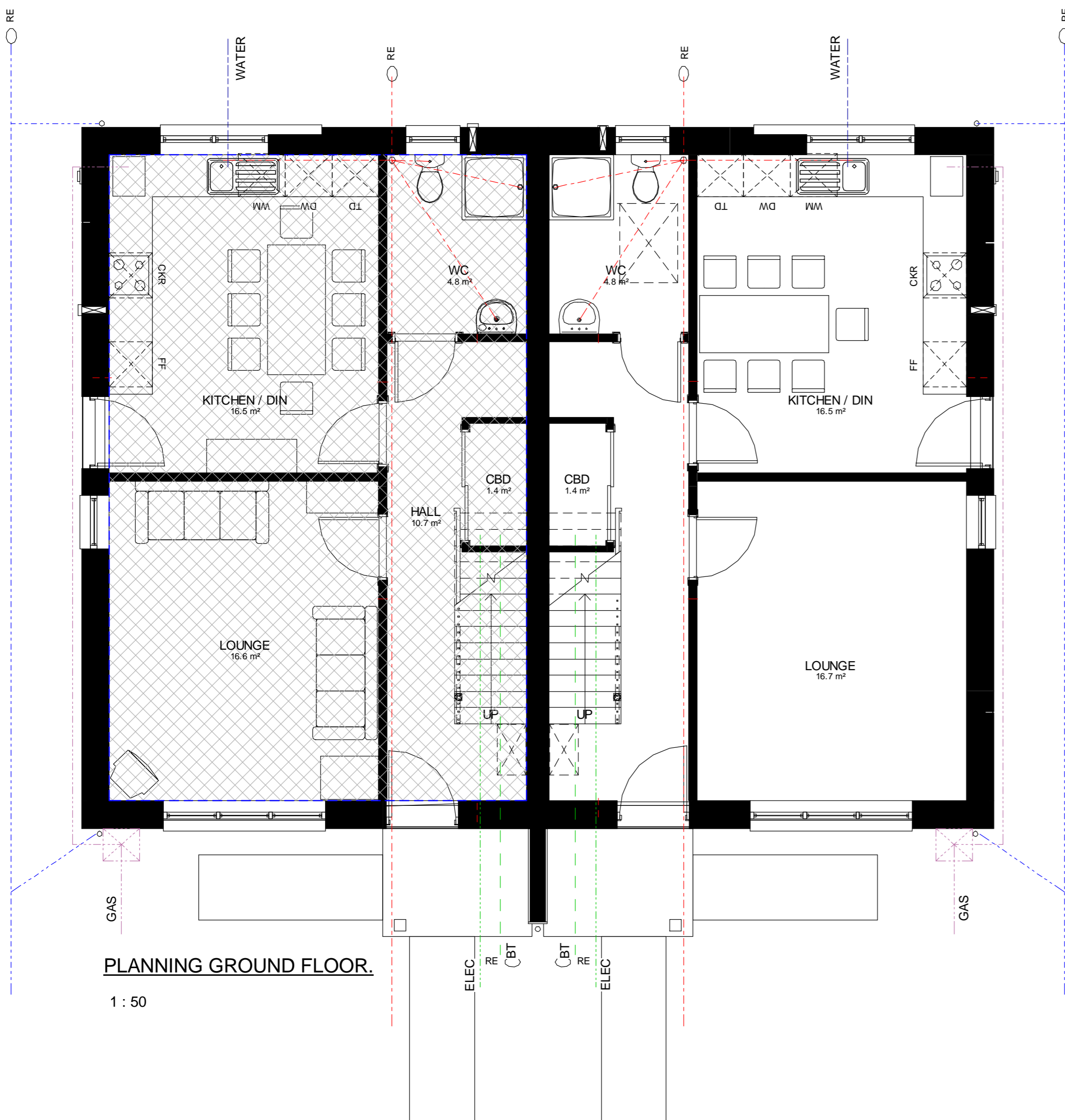
REV(A) -  
LAYOUT ALTERED TO ACCOMMODATE KITCHEN /  
DINING - REMOVAL OF LOUNGE/DINING



FLOOR AREA = 52


**PLANNING FIRST FLOOR**

1 : 50



**PLANNING GROUND FLOOR.**

1 : 50



**7. HOUSING DESIGN – SPACE STANDARDS**

**7.1 Recommended Floor Area**

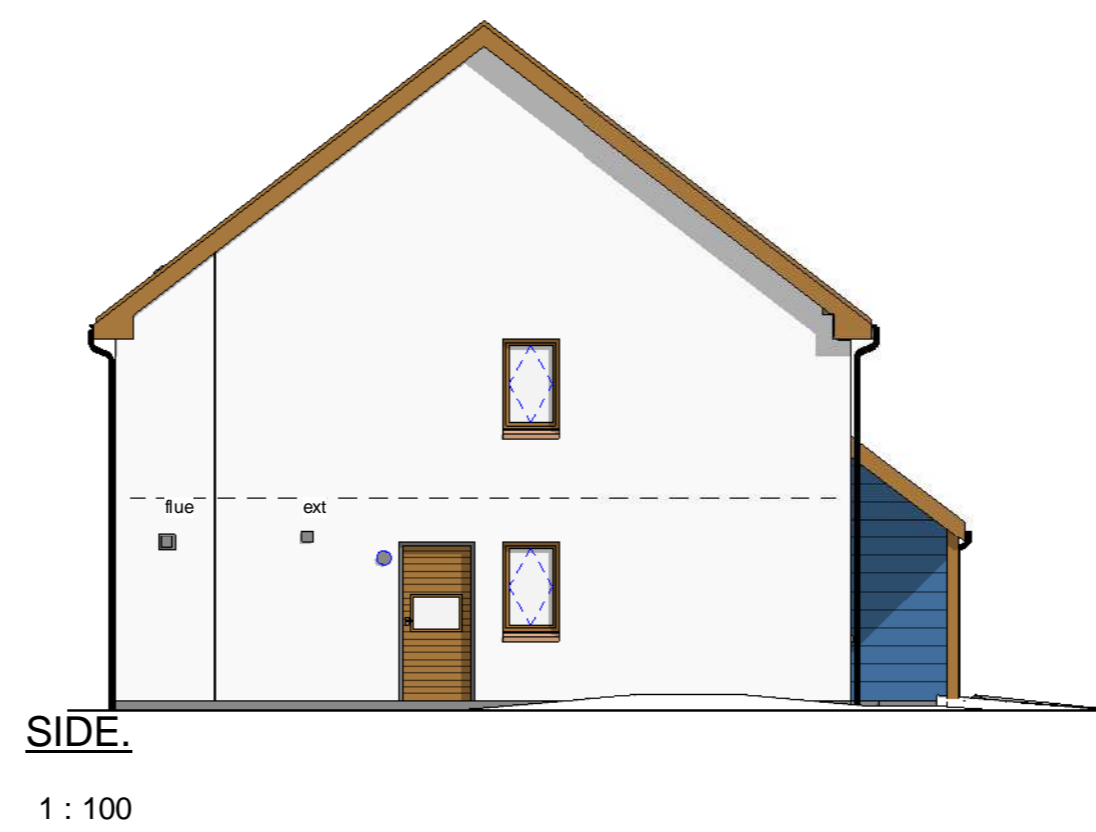
	Living Room	Lounge / Din	Kitchen	Kitchen / Din
1-person seating 3-p	12.00	13.00	6.50	8.00
2-person seating 4-p	12.00	15.00	6.50	9.00
3-person seating 5-p	13.00	18.00	8.00	13.00
4-person seating 6-p	15.00	22.00	8.00	15.00
5-person seating 7-p	16.50	24.50	9.50	16.50
6-person seating 8-p	18.00	26.00	9.50	16.50

**7.2 Bedrooms**

	Wardrobe	Floor Area	Min Dimensions
1-person	600 x 600	7.80	2.25
2-person	600 x 1.000	10.00	2.60

**TABLE A - GENERAL NEEDS/OLDER AMBULANT FLOOR AREA STANDARDS**

N = Net Space S = General Storage Space	Number of People (i.e. bed spaces) per dwelling						
	1	2	3	4	5	6	7
Houses	M <sup>2</sup>	M <sup>2</sup>	M <sup>2</sup>	M <sup>2</sup>	M <sup>2</sup>	M <sup>2</sup>	M <sup>2</sup>
1 Storey	N 30	44.5	57	67	79	87.5	
S	3	4	4	4.5	4.5	4.5	
2 Storey (semi or end)	N 58.5	71.0	81.5	94.5	102.5	117	
S	4	4	4.5	4.5	4.5	4.5	6.5
(intermediate terrace)	N			81.5	94.5	102.5	117
S				4.5	4.5	4.5	6.5
Flats	N 30	46	59	72			
S	2.5	3	3	3.5			



**SIDE.**

1 : 100



**SIDE**

1 : 100

**COLIN ARMSTRONG ASSOCIATES**  
Chartered Architects

Client Robertson Homes		
Project Proposed Housing Wester Craigs Inverness		
Drawing title 3B5P - SOUTH ENTRANCE		
Scale As indicated	Date JAN 2013	Rev E
Drwg No. P-RT12-100(E)	Job No. 1338	Drn MP

REV(E) - 06.05.13  
LAYOUT ALTERED TO CLIENT COMMENTS  
REV(D) - 20.03.13  
LAYOUT ALTERED TO CLIENT COMMENTS  
REV(C) - 28.02.13  
CORRECTION TO WINDOW  
REV(B) - 27.02.13  
LAYOUT ALTERED TO CLIENT COMMENTS



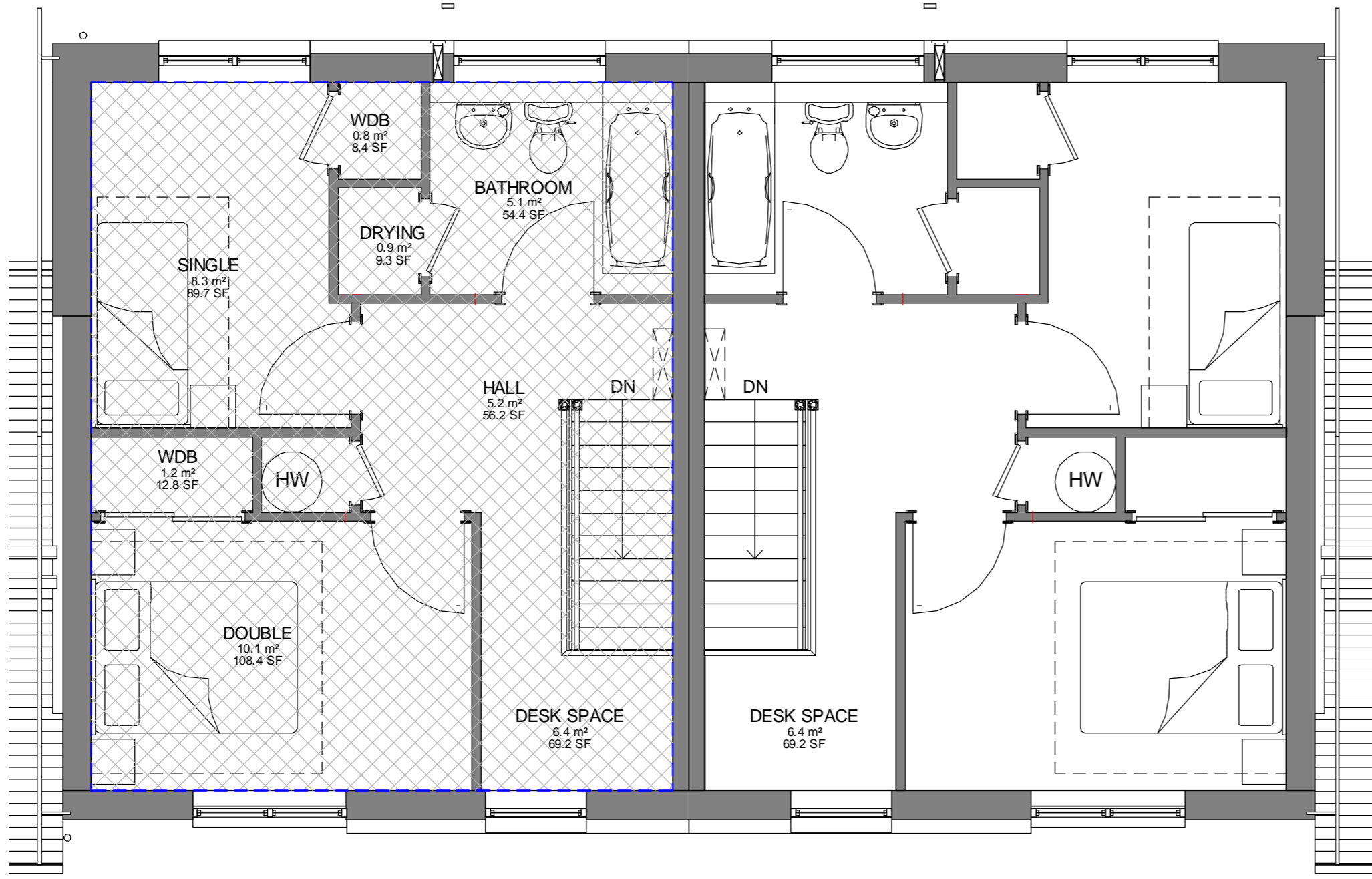
**REAR**

1 : 100



**FRONT**

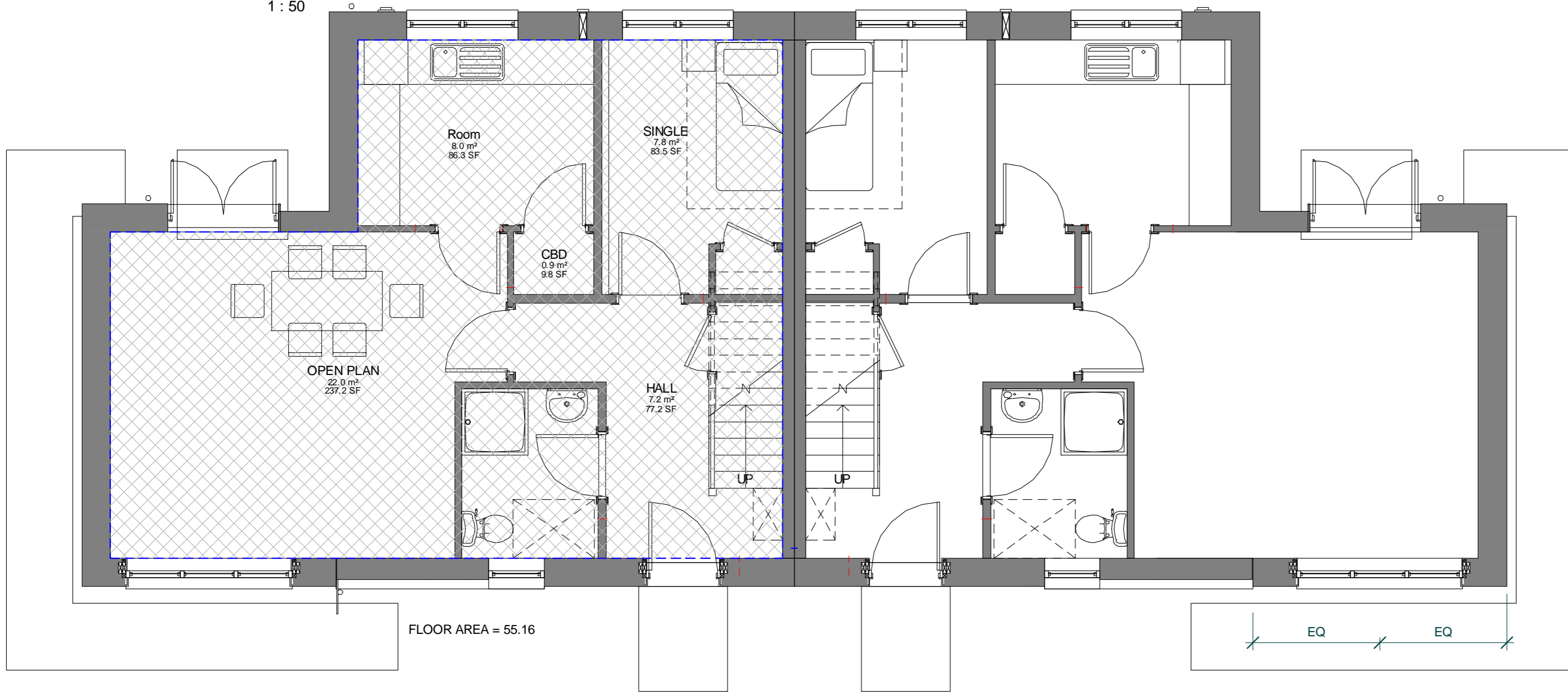
1 : 100



FLOOR AREA = 40.3

PLANNING FIRST FLOOR

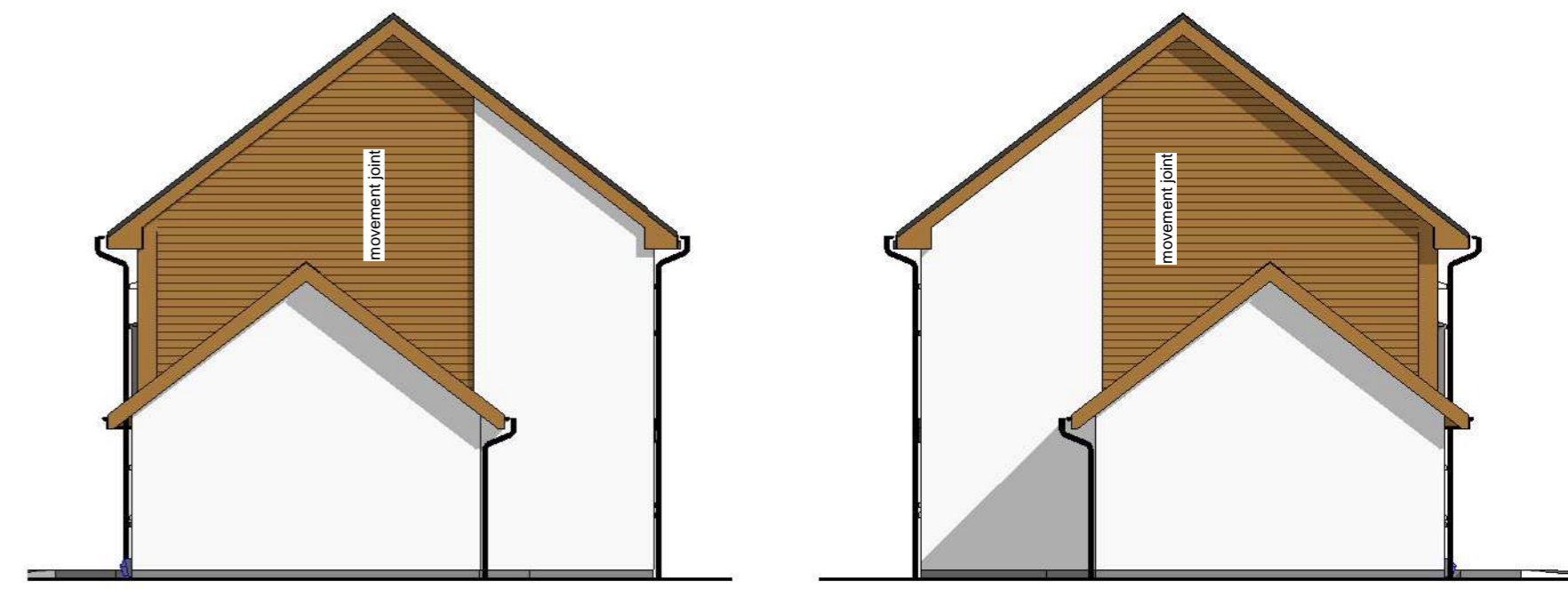
1 : 50



FLOOR AREA = 55.16

PLANNING GROUND FLOOR.

1 : 50



7. HOUSING DESIGN – SPACE STANDARDS

7.1 Recommended Floor Area

	Living Room	Lounge / Din	Kitchen	Kitchen / Din
1-person seating 3-p	12.00	13.00	6.50	8.00
2-person seating 4-p	12.00	15.00	6.50	9.00
3-person seating 5-p	13.00	18.00	8.00	13.00
4-person seating 6-p	15.00	22.00	8.00	15.00
5-person seating 7-p	16.50	24.50	9.50	16.50
6-person seating 8-p	18.00	26.00	9.50	16.50

7.2 Bedrooms

	Wardrobe	Floor Area	Min Dimensions
1-person	600 x 600	7.80	2.25
2-person	600 x 1.000	10.00	2.60

TABLE A - GENERAL NEEDS/OLDER AMBULANT FLOOR AREA STANDARDS

N = Net Space S = General Storage Space		Number of People (i.e. bed spaces) per dwelling						
		1	2	3	4	5	6	7
Houses								
1 Storey	N	30	44.5	57	67	79	87.5	
	S	3	4	4	4.5	4.5	4.5	
2 Storey (semi or end)	N		58.5	71.0	81.5	94.5	102.5	117
	S		4	4	4.5	4.5	4.5	6.5
(intermediate terrace)	N				81.5	94.5	102.5	117
	S				4.5	4.5	4.5	6.5
Flats	N	30	46	59	72			
	S	2.5	3	3	3.5			

COLIN ARMSTRONG ASSOCIATES  
Chartered Architects

Client		
ROBERTSON HOMES LTD		
Project		
WESTER CRAIGS SITE 2B		
Drawing title		
3B4P - GENERAL ARRANGEMENT (THC TYPE)		
Scale	Date	Rev
As indicated	JAN 2013	A
Dwg No.	Job No.	Drn
P-RT14-100(A)	1338	MP

REVISION - 20.03.13  
LAYOUT ALTERED TO CLIENT COMMENTS



Corran Lerwick  
Lerwick Crescent

**Site 4 Westercraigs  
Typical style of housing proposed**