











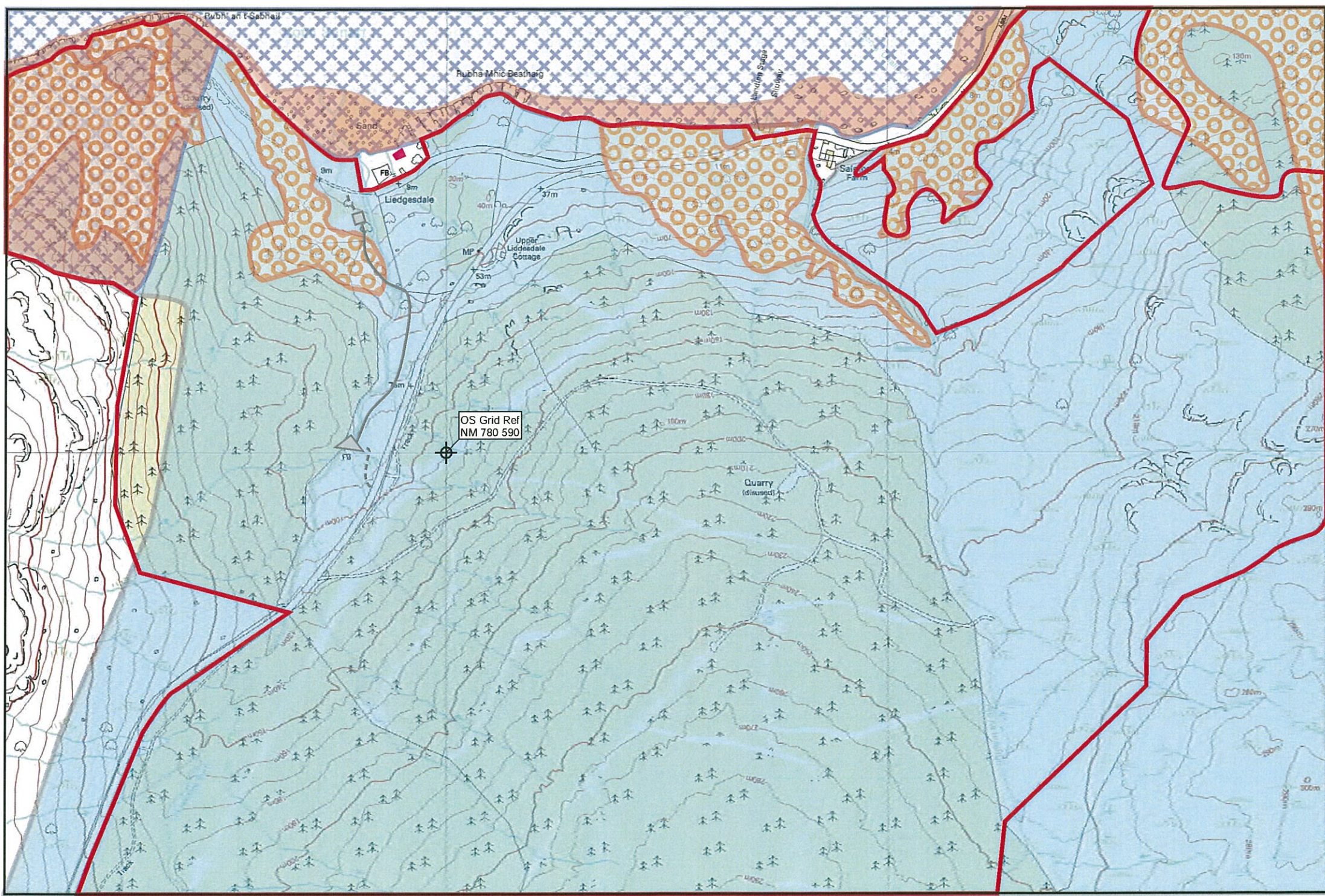
IF IN DOUBT - ASK

**Scheme Layout**

-  Intake
-  Powerhouse
-  Buried Pipeline
-  Permanent Access

**LEGEND**

-  Forest Plans
-  Woodland Grant Scheme Mk2
-  Ancient Woodland
-  Site of Special Scientific Interest
-  Special Area of Conservation
-  Scheduled Monument



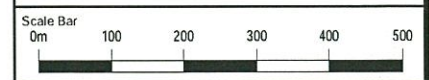
Map © Crown copyright. All rights reserved. Licence No. 100032221

3	Scheme layout updated	HD	TJA	14.03.13
2	Scheme separated. Dwg renumbered; Formerly P574-2 10202.	TJA	HD	13.09.12
1	Scheme layout added, Dwg renumbered; Formerly P574 10202.	NF	-	18/04/12
0	Original DWG Issue	NF	HD	05/04/11
	Description	Drawn	Chk'd	Date

Client  
**BROADLAND RENEWABLE ENERGY LTD**

Project Title  
**LAUDALE ESTATE HYDRO - LIDDESDALE**

Drawing Title  
**ENVIRONMENTAL DESIGNATIONS**



Unit 12, Riverside Park, Station Road  
Wimborne, Dorset, BH21 1QU, ENGLAND  
Tel: ++44 (0)1202 886622 Fax: ++44 (0)1202 886609  
Email: [info@hydroplan.co.uk](mailto:info@hydroplan.co.uk)

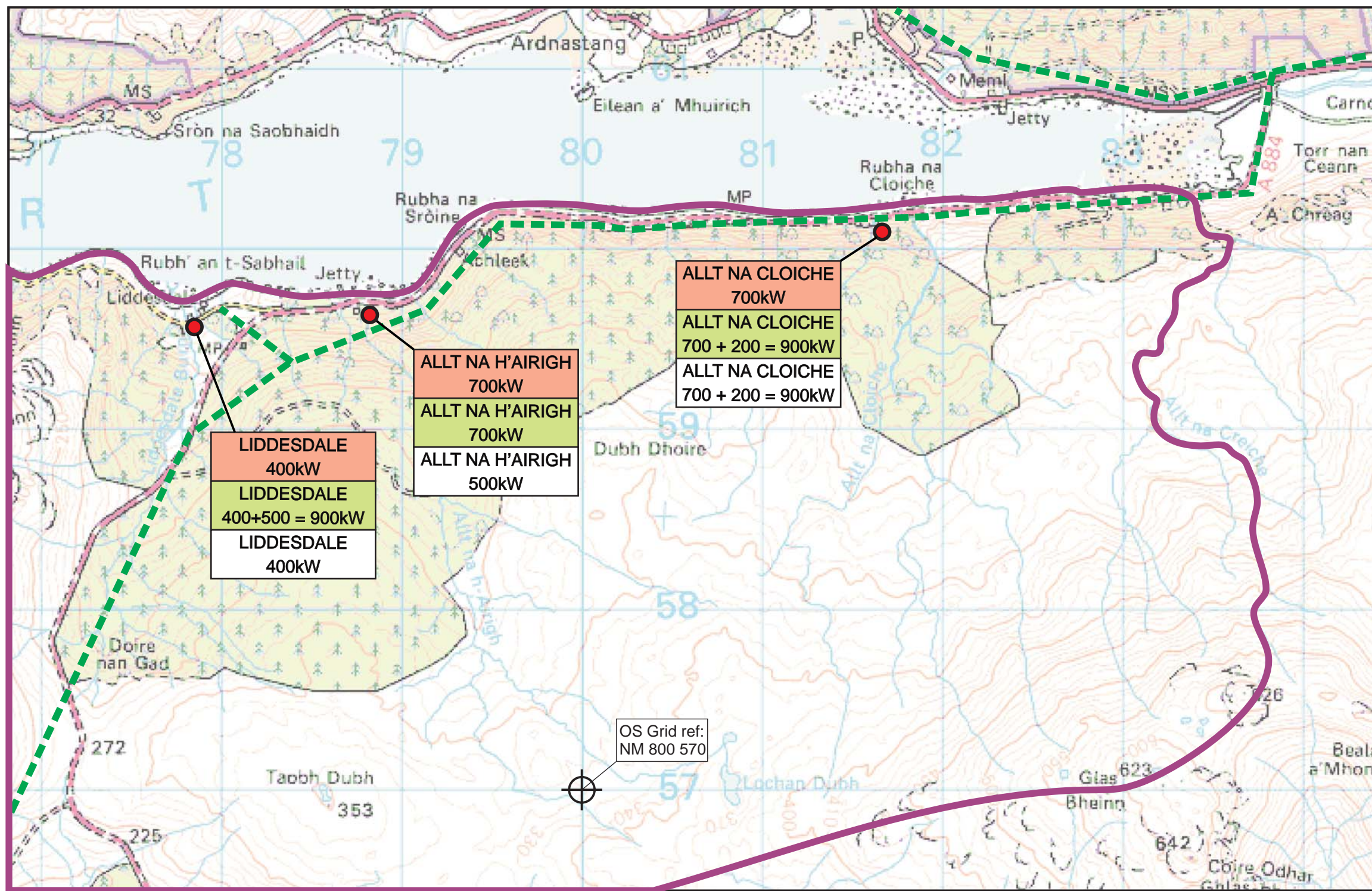
Copyright - this drawing is sent to you in confidence, and remains the property of Hydroplan UK. It must not be copied or disclosed to third parties without permission. © 2011

Prints from this drawing are uncontrolled unless otherwise indicated

Scale	1:10,000	Original Size	A3
Project No	P574-3	Drawing No	10302
		Issue	3

**Legend**

- PoC
- Original Application
- Amendments
- Current Requirement
- Existing 33kV overhead line
- Estate Boundary

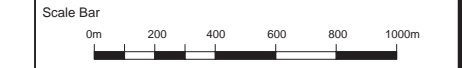


Iss	Description	Drawn	Chk'd	Date
7	Updated to current requirement + history	TJA	KPH	01.03.13
6	Estate Boundary Corrected, capacities revised	HD	KPH	02.04.12
5	Updated PoC, Powerhouse and capacity	BR	AJV	06.02.12
4	All na h'Airigh PoC removed	TJA	KPH	08.06.11
3	Connection Point IDs & Estate Boundary	TJA	KPH	31.03.11
2	All na Cloiche powerhouse relocated	TJA	KPH	01.03.11
1	Connection points added	TJA	KPH	17.11.10
0	Original DWG Issue	PW	TP	09.09.10

Client  
**BROADLAND RENEWABLE ENERGY LTD**

Project Title  
**LAUDALE ESTATE HYDRO**

Drawing Title  
**GRID CONNECTION**



**Hydroplan**  
Water & power engineering

Unit 12, Riverside Park, Station Road  
Wimborne, Dorset, BH21 1QU, ENGLAND  
Tel: ++44 (0)1202 886622 Fax: ++44 (0)1202 886609  
Email: engineering@hydroplan.co.uk

Copyright - this drawing is sent to you in confidence, and remains the property of Hydroplan UK. It must not be copied or disclosed to third parties without permission. © 2010

Prints from this drawing are uncontrolled unless otherwise indicated		
Scale 1:25,000	Original Size A3	
Project No P574	Drawing No 50000	Issue 7