

The Highland Council
ADULT & CHILDREN'S SERVICES COMMITTEE

15 January 2014

Agenda Item	7.
Report No	ACS/06/14

Performance Report – Children's Services
Report by Director of Health and Social Care

Summary

This report provides an update on the performance framework for Children's Services.

1. Background

- 1.1 Highland Council and NHS Highland have agreed a performance framework for children's services, as part of the lead agency arrangements. This performance report is presented to the Adult & Children's Services Committee, as well as to NHS Highland.
- 1.2 All of the performance measures in the framework have been allocated to *For Highlands Children 4* Improvement Groups. All meetings of the Committee are provided with new data, which is attached as **Appendix One**.
- 1.3 Commentary is provided on the following measures, where performance is not broadly on target or better, or is otherwise of note. An assurance report is also included at **Appendix Two**, providing specific information relating to child health services.

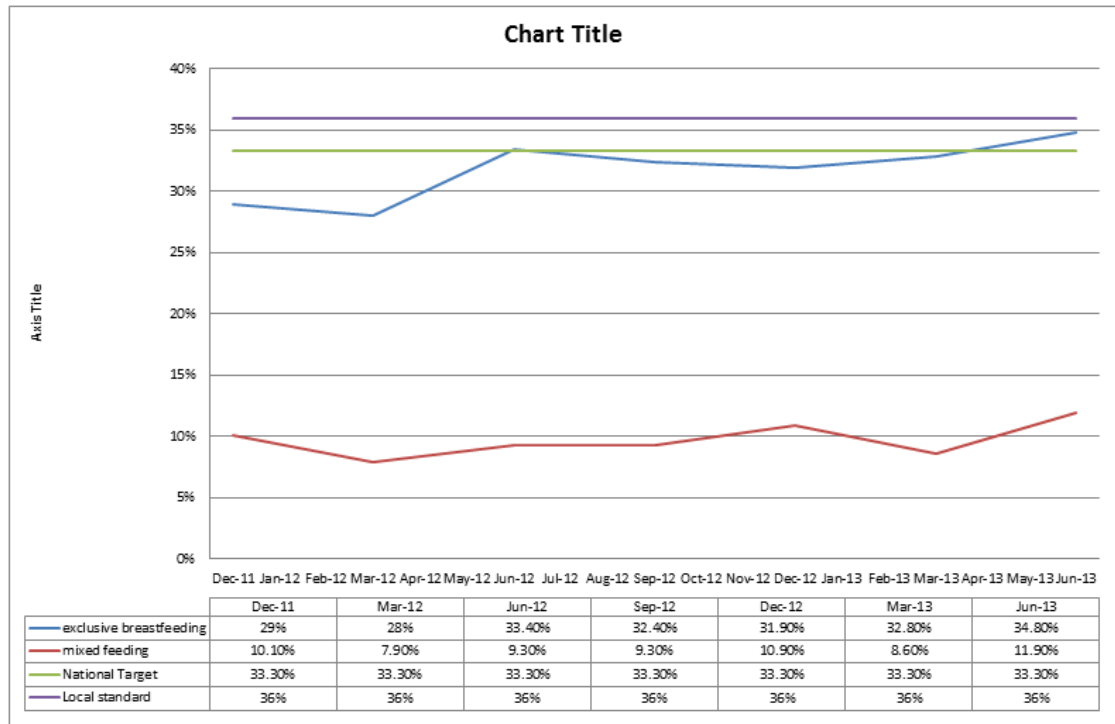
2 Performance Measures

- 2.1 3: By March 2013 no young people will wait longer than 26 weeks for access to Primary Mental Health Worker

In September and October 2013, all children were seen within the 26 week standard, and indeed all but one were seen within the forthcoming 18 week standard.

7: New-born babies exclusively breastfed at 6-8 weeks review to increase to 36%

Albeit performance remains below the 36% target, there has been a notable increase over the last quarter, to 34.8%. This is a consequence of the improvement work previously reported to Committee, as well as a higher return rate from some practices.



15: 95% of statutory health assessments to be done within 4 weeks of becoming Looked After

16: 95% of Initial LAC health assessments to be included in Childs Plans

There has been improvement in September and October, in the percentage of statutory health assessments of looked after children being completed within 4 weeks, but this is not fully being translated into Child's Plans.

An exception report is included at Appendix Two.

19: Reduction in the exclusion rate for Looked After Children

There has been a small increase in exclusion rates for looked after children over the last year, albeit this remains well below the 2010/11 level.

33: Develop activities and Interventions for young people who are at risk of becoming serious and/or repeat offenders

34: No increase in the number of offences by young people

Albeit the number of persistent young offenders, with 5 or more offences in a six month period, remains lower than it was two years ago, in October and November 2013 it was higher than it has been for some time. This follows a period when data has not been available from the Scottish Children's Reporters Administration (SCRA), making it difficult to confirm an underlying trend.

The number of offences by young people being reported, continues to be

lower than it was 12 months ago, but the rate of decrease has slowed considerably. It may be that this figure is beginning to level out.

3 Implications arising from Report

- 3.1 There are a range of resource implications with regard to these performance indicators, but in most cases, performance can be addressed within current resources.
- 3.2 There are no legal, equality or climate change implications.

Recommendation

Members are asked to consider and comment on this performance information.

Bill Alexander

Designation: Director of Health & Social Care

Date: 7 January 2014

Author: Bill Alexander, Director of Health and Social Care
George Maldonado, Performance Analyst

Achieving - Maintain and improve the high levels of individual achievement for all children and young people																									
19	Reduction in the exclusion rate for Looked After Children	reduction from baseline		84 per 1,000															98 per 1,000						
				30 of 359																		34 of 345			
22	Increase the percentage of young people reporting their learning environment as positive	increase from baseline level	Jun-13																	78.4% (Ed Scot) 87.5% (HLS)					
Nurtured - Improve the outcomes for children who cannot live with their own parents through delivery of the Action Plan for Looked after Children and the Corporate Parenting Strategy																									
25a	Proportion of children who are Looked After at home			26.8%	26.4%	26.1%	27.0%	25.9%	26.3%	27.3%	26.9%	26.8%	27.3%	26.9%	26.9%	26.4%	27.2%	29.1%	29.1%						
				136 of 507	131 of 497	130 of 498	130 of 482	125 of 482	129 of 490	132 of 483	130 of 484	127 of 473	127 of 466	127 of 472	126 of 468	120 of 455	125 of 459	134 of 461	140 of 481						
26a	Increase in the number of children who need to live away from the family home, but can be supported in kinship care	increase from baseline level	Mar-13	17.4%	19.1%	18.7%	19.3%	19.9%	20.8%	19.3%	18.8%	19.2%	18.5%	18.2%	18.2%	19.8%	19.0%	18.4%	19.1%						
				88 of 507	95 of 497	93 of 498	93 of 482	96 of 482	102 of 490	93 of 483	91 of 484	91 of 473	86 of 466	86 of 472	85 of 468	90 of 455	87 of 459	85 of 461	92 of 481						
26b	Increase in the number of children where permanence achieved via a Residence order			59	61	60	61	62	62	67	67	66	66	66	68	73	72	71	70						
27	Sustain the number of respite nights provided	maintain 2010/11 level of provision	Mar-13	1521	1882	2126	2496	2781	3228	3612	368	676	974	1312	1651	1922	2212	2525							
				target	target	target	target	target	target	target	target	target	target	target	target	target	target	target	target	target	target				
				1551	1809	2067	2326	2584	2843	3101	258	517	775	1034	1292	1551	1809	2067	2326						
28	Sustain the number of respite day hours provided	maintain 2010/11 level of provision	Mar-13	13549	16205	18743	20912	23432	26224	28953	2701	5236	7993	11556	14075	15943	18457	19564							
				target	target	target	target	target	target	target	target	target	target	target	target	target	target	target	target	target					
				13885	16199	18513	20827	23141	25455	27769	2314	4628	6942	9256	11570	13885	16199	18513	20827						

Respected and Responsible - Reduce fear of crime through positive community interaction with young people and by maintaining low levels of youth offending

33	Develop activities and Interventions for young people who are at risk of becoming serious and/or repeat offenders	no increase	Mar-13	7	5	6	5	7								10	11				
34	No increase in the number of offences by young people	no increase	Mar-13	273	307	359	405	465		528	46	86	133	193	224	264	299	330			
				target	target	target	target	target	target	target	target	target	target	target	target	target	target	target	target	target	target
				439	512	585	659	732	805	878	73	146	220	293	366	439	512	585	659		
				or less	or less	or less	or less	or less	or less	or less	or less	or less	or less	or less	or less	or less	or less	or less	or less	or less	or less

Exception Report: Looked After Children - Health Assessments

15: 95% of statutory health assessments to be done within 4 weeks of becoming Looked After
16: 95% of Initial LAC health assessments to be included in Childs Plans

1 Current Position

The Looked After Children (Scotland) Regulations 2009 set out a requirement for children to have an health assessment when they become Looked After. CEL 16 (2009) recommend that this assessment be carried out within 4 weeks of the child becoming Looked After. The health information should be available at the Childs Plan meeting which is required by regulation at 6 weeks after the child becomes looked after.

In Highland, we now have a performance monitoring pathway to support the achievement of these two targets This pathway:

- Drives up quality through ensuring the health assessment meets an agreed standard before it is accepted.
- Ensures staff development and support through formal feedback for each assessment and through supervision for all health visitors and school nurses with LAC on their case load.
- Supports achievement of deadlines for both targets through an escalation process

TABLE 1 – Performance Indicator 15: July 2011 – December 2012

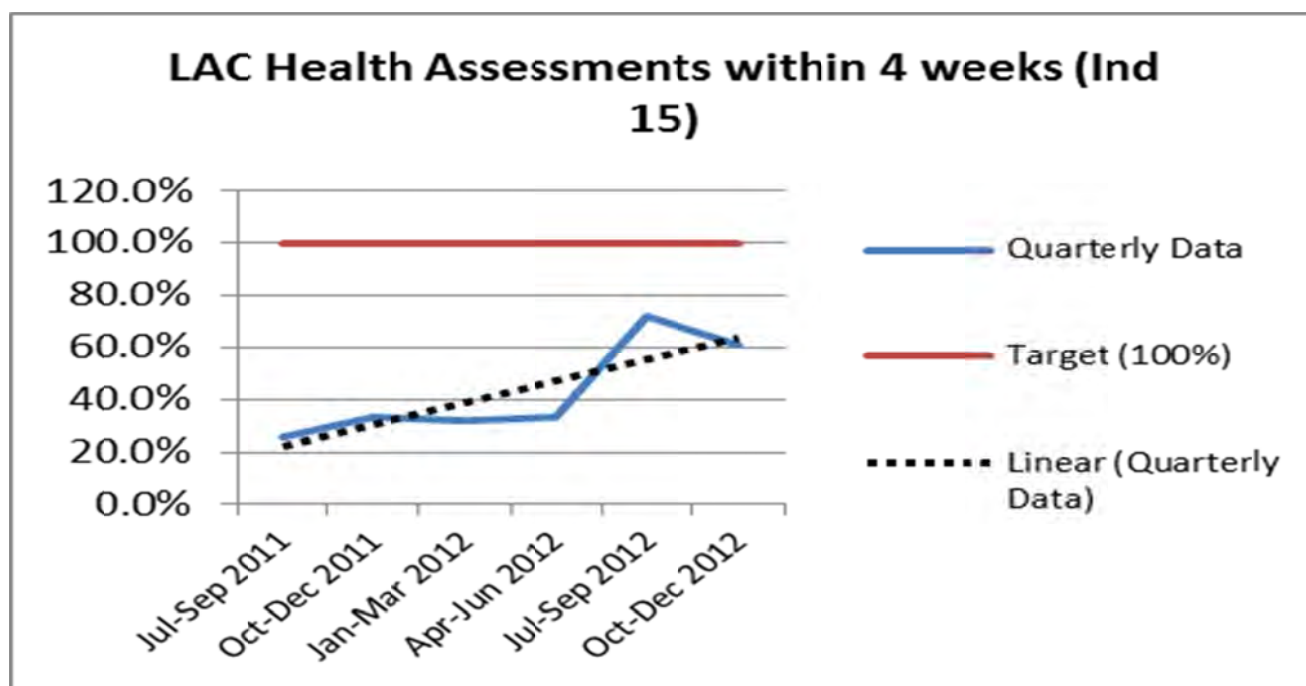
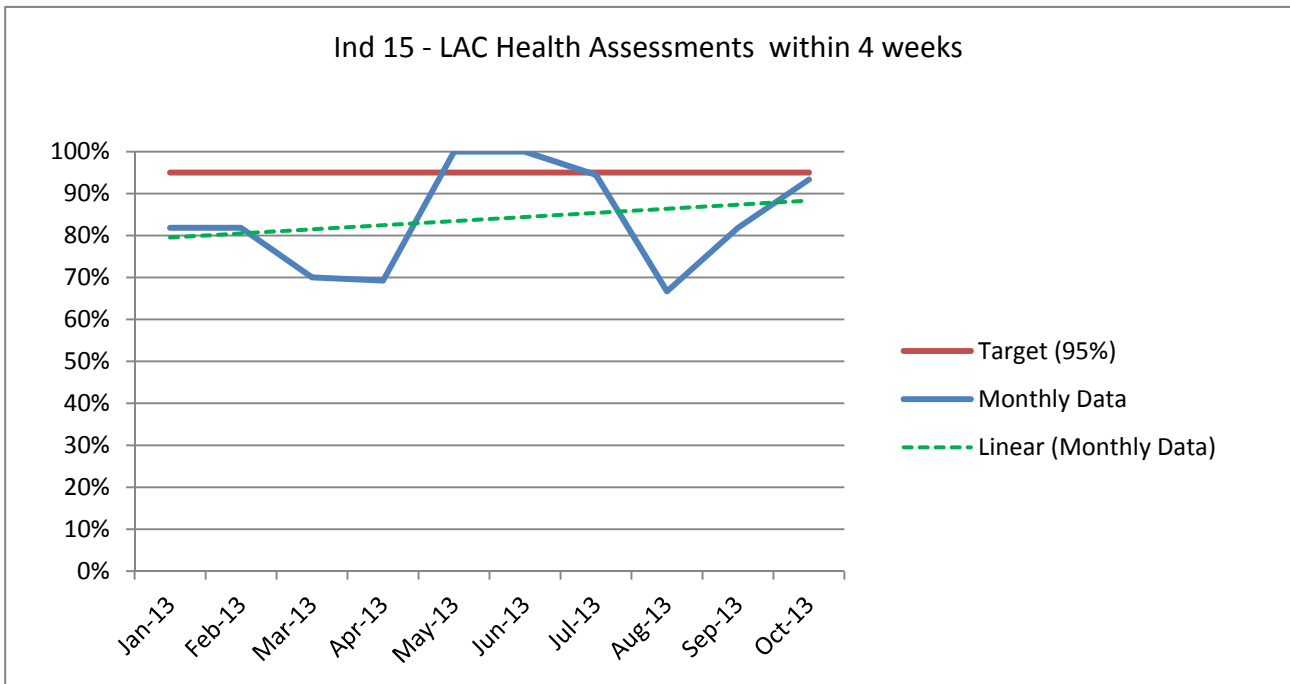


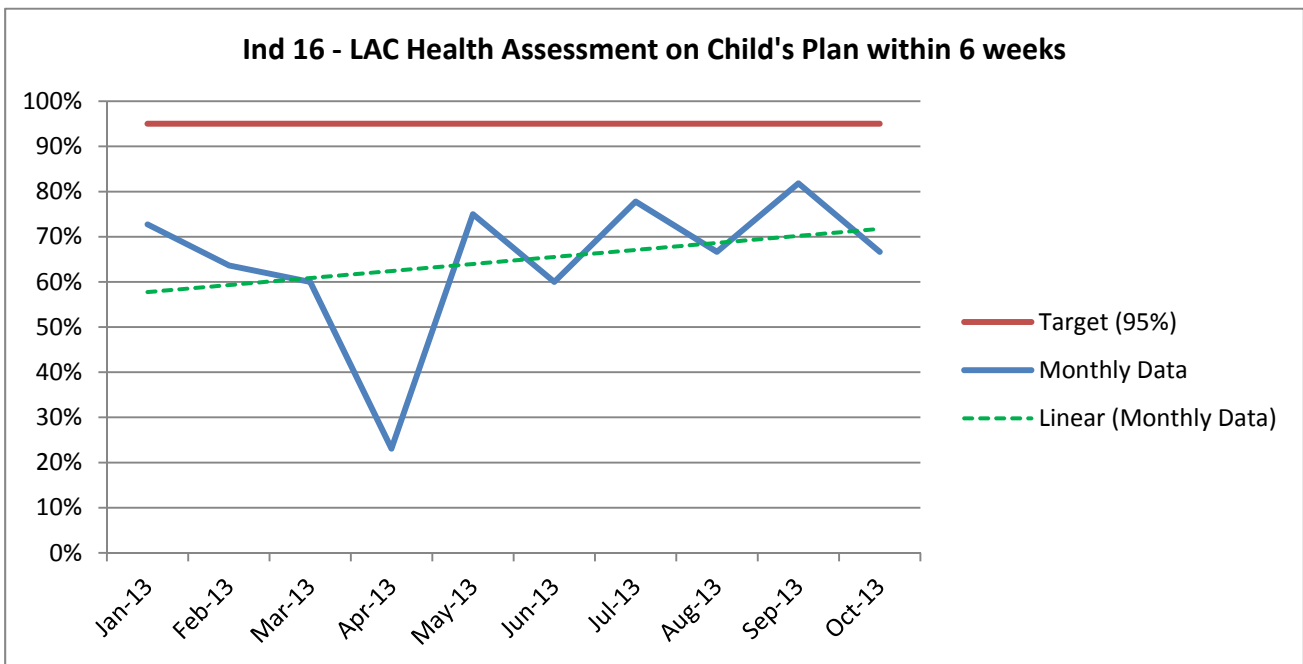
TABLE 2 – Performance Indicator 15: January 2013 – October 2013



It should be noted that

- a) In August, the number of children becoming Looked After was unusually small, therefore zero breaches were required in order to achieve the 95% target.
- b) Health assessments are undertaken by School Nurses and Health Visitors, who are the health partner to the Childs Plan. Staffing difficulties across Highland has meant that achieving deadlines within performance indicator 15 has been challenging.
- c) The additional support provided to the Public Health Nursing teams by the Lead Nurse for LAC across September and October has resulted in improvement in the performance.

TABLE 3 – Performance Indicator 16: January 2013 – October 2013



It should be noted that

- a) The notification and follow through process continues to be implemented
- b) The new format of the Childs Plan is not accessible on Care First – this makes quality assurance of Indicator 16 challenging

2. ACTION PLANS TO ADDRESS

In order to continue to improve performance the following actions will be taken:

- Continue with monthly reporting and escalation through to Area Managers and Head of Health.
- Recruitment to vacant school nursing and health visiting posts within the East Area teams is underway.
- Additional training, support and supervision being provided by the Lead Nurse for LAC, to newly appointed Health Visitors and School Nurses to carry out assessments.
- Access to the Childs Plan on Team E drives, in order that quality assurance of Performance Indicator 16.

3 EXPECTED IMPACT OF ACTIONS

- Increased confidence and competence of newly qualified health staff to undertake health assessments.
- Continued improvement towards the 95% target.
- Improvement in the quality of decision making for the child as the Childs Plan contains contribution from the initial health assessment of need.

Jane Park
Lead Nurse LAC
January 2014