



Scottish Fire and Rescue Service Performance Report - Highland Quarterly Performance Report 1 July - 30 September 2013



Introduction

Welcome to the second report of the quarterly Performance Reports for 2013/14. This report provides summaries of our fire safety activities, statistical and benchmarking information for the Highland area, and extracts of incidents that occurred between 1 July and 30 September 2013.

1. Community Safety Activity

Community Engagement - Activities

We promote fire safety and engage with the community through a number of different initiatives, which include working with partner agencies in promoting road safety, addressing anti-social behaviour, and providing fire and road safety advice to the community in general.

We undertook a variety of community engagement activities during this quarter, which included:

Safe Highlander - Wick

We supported the delivery of Safe Highlander in Wick during this quarter with approximately 400 primary school children from schools throughout the area attending. This is a multi agency event attended by representatives from Red Cross, Police Scotland, SSPCA, Drug & Alcohol, Internet Safety as well as the Fire and Rescue Service. It is an educational activity based on a partnership approach, aiming to tackle challenging issues of community safety and crime prevention. Children following the event become more aware of personal safety, potentially avoid becoming victims of crime, understand how to react to emergency situations and encourage good citizenship. Scottish Fire and Rescue Service staff advise and educate pupils to recognise fire hazards in the home and understand what to do in the event of a smoke alarm going off at home and the importance of working smoke alarms and fire action plans.



Driving Ambition

During this quarter, four Driving Ambition events took place. These highly effective and informative road safety courses were held in Tain, Golspie, Thurso and Lochaber. The events were attended by pupils from Tain, Golspie, Thurso, Lochaber High, Mallaig High, Kinlochleven Academy and Ardnamurchan High, resulting in over 350 pupils attending.

The Multi Agency Young Driver Road Safety Education Intervention is aimed at pre and young drivers. This half day event aims to provide 5th & 6th year pupils, who have started driving or who are about to commence driving lessons, with informative and practical information. The agencies/individuals involved with the creation and organisation of the event are Highland Council, Police Scotland, Scottish Fire & Rescue Service, British Red Cross, driving instructors and mechanics. The Scottish Fire and Rescue Service inform and educate pupils on the role of the Fire & Rescue Service at road traffic accidents, how to stay safe at the scene, and basic life saving skills involving airway and bleeding management.

2. Community Safety Activity

Legislative Fire Safety

Within the Highland area, Fire Safety Enforcement Officers (FSEO) are maintaining a focused approach on performing legislative fire safety audits on the premises categorised as mandatory premises. This activity targets the highest risk premises for auditing throughout the reporting year.

As such the FSEO have performed 139 audits in Very High and High risk premises which equates to 204% of the target to date and 102 % of the annual target. Now that this important area has been addressed the FSEO will now focus on other premises within the mandatory category.

In addition to these planned audits, FSEOs have performed post fire audits on relevant premises where fire has occurred. To date, within the Highland area a total of 11 Post Fire Audits have been completed and the officers will continue to deliver these important audits which contribute to enhancing the safety of people in the event of fire.

The table below provides a summary of the legislative fire safety activity across the Highland area over the first two quarters of the year.

Target Area	No. of Targeted Premises for 2013/14	Target to 30/09/2013	Completed to 30/09/2013	% Completed to 30/09/2013	% Annual Target Completed	Enforcement Notices	Prohibition Notices
Care Homes	99	50	36	73%	36%	2	-
Hospitals	17	9	-	0%	0%	-	-
Registered HMOs	117	59	32	55%	27%	-	-
High or Very High Risk Premises Previously Audited	136	68	139	204%	102%	11	1
School Care Accommodation	6	3	-	0%	0%	-	-
Hospices	1	1	-	0%	0%	-	-
Follow On and Other Audits	152	76	20	26%	13%	2	1
TOTALS	528	264	227	86%	43%	15	2

3. Key Performance Indicators

We have developed a small set of Key Performance Indicators (KPIs) to report performance to the Strategic Leadership Team and Fire Board. We have concentrated on measures that we consider will be of particular importance to stakeholders.

Key: ● Good/Acceptable ● Room for Improvement ● Below Standard

● KPI-01 & KPI-02 Accidental Dwelling Fires and Fire Casualties

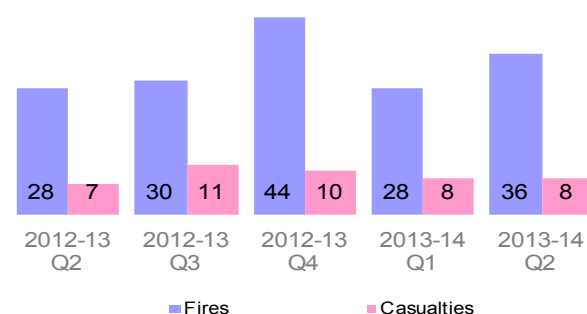
The number of accidental dwelling fires in the second quarter of this year has seen an increase of eight when compared to the same quarter last year, with a total of 36.

The number of casualties has increased by one in this quarter, compared to the same period last year, from seven to eight.

As the number of accidental dwelling fires in this quarter has increased by 29% when compared to the same period in 2012/13, and the number of casualties has also increased, we therefore classify this KPI as red.

Detailed analysis of each incident determines appropriate recommendations and actions to reduce and/or mitigate future events.

Accidental Dwelling Fires - Highland
From 2012-13 Q2 to 2013-14 Q2



3. Key Performance Indicators cont.../



KPI-03

Malicious (Deliberately Started) Fires

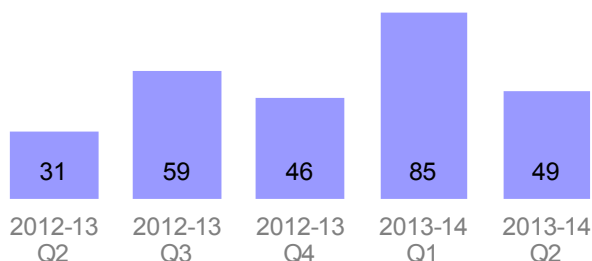
The number of malicious fires, which includes those deliberately started, in the current reporting period has increased from 31 in the second quarter of 2012/13 to 49 in the same quarter in 2013/14.

There were 25 deliberately started grass or heath fires this quarter compared to 4 in the same period in 2012/13, which represents a 625% increase in this type of incident.

There is a slight reduction in the number of primary fires resulting from deliberately started fires in this quarter, with a total of 8, when compared to the same period in the previous year, when 9 deliberately started primary fires were recorded.

During this quarter there were two derelict fires as well as fire involving a derelict boat.

Malicious Fires - Highland
From 2012-13 Q2 to 2013-14 Q2



As the number of malicious fires has increased compared to the number in the same period in 2012/13, we classify this KPI as red. The Scottish Fire and Rescue Service and Police Scotland routinely share information, supporting joint investigations to identify possible causes.



KPI-04

Fire Prevention Activities - Home Fire Safety Visits

At the end of the second quarter of this year a total of 1,859 home fire safety visits have been conducted. This is 145 less than the target which was set. However, in comparison to quarter 1, there has been a significant increase in the number of home fire safety visits undertaken increasing to 93% from 75%.

	HFSV Targets for 2013/14	Target to 30/09/2013	HFSVs Completed to 30/09/2013	% Completed to 30/09/2013	% Annual Target Completed
Total	4,008	2,004	1,859	93%	46%

The target for the number of home fire safety visits to be conducted by the end of quarter 2 was 2004. As the total number of home fire safety visits conducted this quarter is within the tolerable margin of 10%, we classify this KPI as green.



KPI-05

False Alarms as a Proportion of Incidents

We are committed to reducing the impact of unwanted fire alarm actuations (FAAs) over time, as attending unwanted calls is resource intensive and does little to reduce the risk of fire in the communities we serve.

We identify premises which have two or more FAAs in a four-week period, or three or more in a six-month period. District staff use this information to inform them where a direct visit to discuss call reduction methods would be of most benefit.

FAAs vs Other Attendances - Highland	2012-13 Q2	2012-13 Q3	2012-13 Q4	2013-14 Q1	2013-14 Q2	Trend
Equipment-Related False Alarms	348	336	332	330	361	
Other Incidents	455	570	714	678	567	
Proportion of FAAs to Other Incidents	43%	37%	32%	33%	39%	
Highlands and Islands Area Average	47%	47%	31%	36%	49%	

Equipment related false alarms accounted for 39% of all incidents attended in the Highland area in the second quarter of this year. However, this is 10% less than the Highlands and Islands area average. The number of equipment related false alarm incidents attended is higher than in the same period last year; 361 this quarter against 348 in the second quarter of 2012/13.

As the number of equipment related false alarms increased on the total for the same period last year by 3% we classify this KPI as amber as it is within the tolerable margin of 10%.

3. Key Performance Indicators



KPI-06

Proportion of Station Hours Available

We use a Retained Availability system for staff who work on the Retained Duty System (RDS) to record when station staff are off-call, and how this affects the availability of the station's fire appliances.

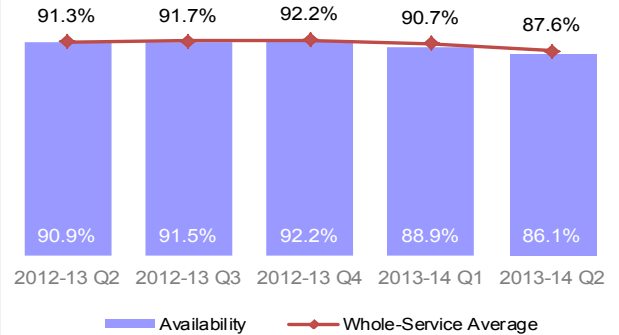
The chart shows that the availability of stations in the Highland area this quarter decreased to 87.6% in comparison to 90.7% in the previous quarter.

As availability is lower than the average, we classify this KPI as red.

The Service works closely with employers and Fire and Rescue Service RDS staff to support an improvement in availability. However we recognise the challenges staff face of combining primary employment and RDS operational cover across the communities in the Highland area.

Station Availability by Quarter - Highland

From 2012-13 Q2 To 2013-14 Q2



KPI-07

Injury Accidents

We aim to reduce the number of accidents that result in injury, and in particular the number of more serious injuries which must be reported to the Health & Safety Executive under the Reporting of Incidents Diseases and Dangerous Occurrence Regulations 1995 (RIDDOR). From 6th April 2012, the Fire Service must report any incident which results in an absence from work of 7 days or more.

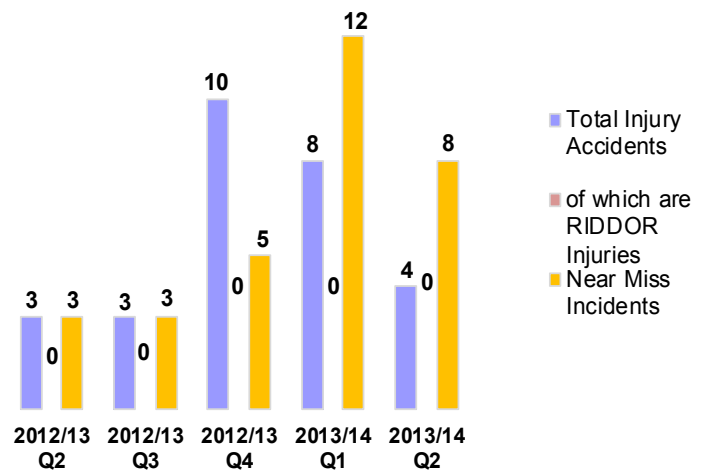
We actively encourage the reporting of near misses as identification of sources of potential harm before injury occurs to allow proactive action to be taken.

The graph shows the number of injury accidents and the number of those which were RIDDOR injuries within the Service, and compares the figures for this quarter against the same period in 2012/13.

As the overall number of injury accidents for quarter 2 of 2013/14 is higher than that in quarter 2 of 2012/13, we classify this KPI as red.

We are pleased to report that again, as in the previous four quarters, there has been no RIDDOR reportable accidents.

Injury Accidents and RIDDOR Injuries



4. Area Statistics

The following statistical breakdown allows all stakeholders and the public to further scrutinise the Service's performance.

Workforce Statistics

The table below provides information on the current workforce within the Highland area as at 30th September 2013.

It details the breakdown of gender within each type of staffing and role within the Highland area.

	Workforce	Actual in post	Male	Female
CAITHNESS, SUTHERLAND, ROSS & CROMARTY				
RETAINED Station Manager A	0	0	0	0
Watch Manager B	27	26	26	0
Crew Manager	57	53	46	7
Firefighter	264	209	193	16
SUB TOTAL	348	288	265	23
CRU Watch Manager A	3	3	3	0
Crew Manager	6	4	4	0
Firefighter	21	17	16	1
SUB TOTAL	30	24	23	1
CFS Watch Manager A	0	0	0	0
Crew Manager	0	1	1	0
Firefighter	0	8	8	0
SUB TOTAL	0	9	9	0

Table: 1 Gender of Workforce within Caithness, Sutherland and Ross & Cromarty area

	Workforce	Actual in post	Male	Female
INVERNESS & NAIRN, BADENOCH & STRATHSPEY				
RETAINED Station Manager A	0	0	0	0
Watch Manager B	10	10	10	0
Crew Manager	22	19	19	0
Firefighter	104	90	80	10
SUB TOTAL	136	119	109	10
CRU Watch Manager A	3	3	3	0
Crew Manager	6	2	2	0
Firefighter	21	22	19	3
SUB TOTAL	30	27	24	3
CFS Watch Manager A	0	0	0	0
Crew Manager	0	0	0	0
Firefighter	0	0	0	0
SUB TOTAL	0	0	0	0

Table: 2 Gender of Workforce within Inverness & Nairn and Badenoch & Strathspey area

	Workforce	Actual in post	Male	Female
LOCHABER, SKYE & LOCHALSH				
RETAINED Station Manager A	0	0	0	0
Watch Manager B	15	14	13	1
Crew Manager	32	29	26	3
Firefighter	149	118	106	12
SUB TOTAL	196	161	145	16
CRU Watch Manager A	3	2	2	0
Crew Manager	6	2	2	0
Firefighter	21	14	13	1
SUB TOTAL	30	18	17	1
CFS Watch Manager A	0	0	0	0
Crew Manager	0	1	1	0
Firefighter	0	5	5	0
SUB TOTAL	0	6	6	0
TOTAL FOR HIGHLAND	770	652	598	54

Table: 3 Gender of Workforce within Lochaber and Skye & Lochalsh area

4. Area Statistics

Incident Statistics

The top chart shows the number of incidents attended in the second quarter of this year by category of incident.

The second chart relates to the proportion of incidents attended in the Highlands (in yellow) to the average for the former HIFRS as a whole (in white). If a yellow bar extends beyond the red marker in the middle of the chart the proportion is greater than the average; if to the left of the red marker it is below average.


The number of primary fires has increased compared to the same quarter the previous year with 101 primary fire incidents compared to 93 in the same period in 2012/13.

Secondary fires increased by more than double when compared to the same period last year, increasing to 149 compared to 66.

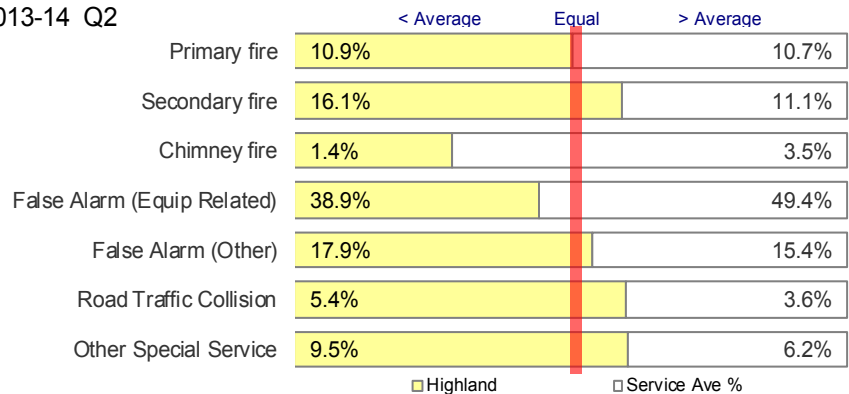
The percentage of road traffic collisions within Highland is higher than the Highlands and Islands Area average, 5.4% against 3.6%

The number of chimney fires has fallen significantly from the same period last year, reducing from 28 to 13. The proportion of such incidents is less than the Highlands and Islands Area average (1.4% against 3.5%).

Incidents Attended - Highland 2013-14 Q2



Incident % Highland vs Highlands & Islands Area Average 2013-14 Q2



4. Area Statistics

Station Statistics

On the next two pages we show the number of attendances for each station in the Highland area. Table 1 contains the Community Response Units (CRUs) and Table 2 contains the Wholetime and Retained.

The tables are ranked in descending order by total number of attendances this year, and include standby turnouts (where stations turn out to provide standby cover either at their own or another station).

Please note that the tables show the total number of recorded attendances by each station. As there can be two or more stations in attendance at an incident the totals shown may be greater in some cases than the totals for the individual incidents shown on the previous pages.

Table 1:

Station	Availability %	Staff	Total Incidents		Number of Incidents This Quarter								
			This Year	This Qtr	Fires			False Alarms		Special Services		Other	
					Primary	Secondary	Chimney	Equipment	Other	Road Traffic Collision	Other	Standby	
Nethybridge (CRU)	-	7	1	0	-	-	-	-	-	-	-	-	-
Balintore (CRU)	-	8	2	1	-	-	-	-	1	-	-	-	-
Carbridge (CRU)	-	9	5	4	-	2	-	-	-	2	-	-	-
Cromarty (CRU)	-	6	0	0	-	-	-	-	-	-	-	-	-
Lybster (CRU)	-	9	3	1	-	-	-	-	-	1	-	-	-
Muck (CRU)	-	5	0	0	-	-	-	-	-	-	-	-	-
Newtonmore (CRU)	-	10	2	2	1	-	-	-	-	1	-	-	-
Ratagan (CRU)	-	4	0	0	-	-	-	-	-	-	-	-	-
Spean Bridge (CRU)	-	9	6	2	-	-	-	-	-	2	-	-	-
Totals		67	19	10	1	2	-	-	1	6	-	-	-

4. Area Statistics

Station	Availability %	Staff	Total Incidents		Number of Incidents This Quarter							
			This Year	This Qtr	Fires			False Alarms		Special Services		Other
					Primary	Secondary	Chimney	Equipment	Other	Road Traffic Collision	Other	Standby
Inverness Wholetime	-	75	716	398	37	67	2	170	77	8	37	-
Fort William	92	22	132	50	5	9	1	19	6	5	5	-
Invergordon	68	17	104	48	2	13	-	19	6	4	4	-
Dingwall	74	18	85	41	7	4	3	17	6	3	1	-
Aviemore	86	10	69	34	7	7	-	9	6	2	3	-
Wick	92	19	67	35	7	4	1	10	8	1	4	-
Thurso	90	20	65	26	4	-	2	13	5	1	1	-
Nairn	61	19	58	27	6	4	1	10	-	2	4	-
Portree	98	11	47	15	2	1	-	4	7	-	1	-
Kinlochleven	49	15	42	14	-	-	-	11	1	-	2	-
Tain	88	11	40	22	2	2	1	6	10	-	1	-
Golspie	94	13	41	20	1	2	-	8	5	1	3	-
Grantown	68	20	39	21	3	5	-	9	4	-	-	-
Mallaig	89	8	37	8	3	-	-	1	3	-	1	-
Fort Augustus	96	11	33	15	1	1	-	7	1	4	1	-
Kingussie	98	11	31	15	1	3	-	5	3	2	1	-
Lairg	100	11	26	11	3	2	-	3	3	-	-	-
Domoch	97	11	25	8	-	-	-	3	1	1	3	-
Beauly	93	9	23	14	2	3	-	6	1	1	1	-
Kyle	99	11	23	5	1	-	1	2	-	-	1	-
Ullapool	79	15	22	9	-	-	-	1	4	2	2	-
Fortrose	68	9	21	12	3	-	-	3	2	-	4	-
Broadford	97	11	19	6	1	-	-	4	-	1	-	-
Foyers	86	9	17	14	-	12	-	1	-	1	-	-
Gairloch	97	9	14	9	-	-	-	6	1	1	1	-
Strontian	76	12	13	5	-	1	-	3	-	1	-	-
Raasay	85	6	12	7	-	-	-	5	1	-	1	-
Bettyhill	64	6	10	3	1	2	-	-	-	-	-	-
Dunbeath	84	11	9	2	-	1	-	1	-	-	-	-
Helmsdale	91	10	9	3	-	-	-	-	1	-	2	-
Bonar Bridge	81	9	7	2	-	-	-	1	-	1	-	-
Cannich	83	7	7	5	1	-	-	2	1	1	-	-
Drumadrochit	96	10	7	2	-	1	-	-	1	-	-	-
Dunvegan	92	11	7	1	-	1	-	-	-	-	-	-
Kinlochbervie	90	7	7	2	-	-	-	-	-	-	2	-
Achiltibuie	100	9	6	1	-	1	-	-	-	-	-	-
Acharacle	84	9	5	1	-	-	-	-	-	1	-	-
Glenelg	87	8	4	1	-	-	-	-	1	-	-	-
Lochinver	62	7	4	1	-	-	-	-	-	-	1	-
Scourie	99	9	4	2	-	-	-	1	-	-	1	-
Aultbea	93	9	3	1	-	1	-	-	-	-	-	-
Kinlochewe	67	8	2	2	-	-	1	1	-	-	-	-
Dumess	98	9	1	0	-	-	-	-	-	-	-	-
John O Groats	94	9	1	0	-	-	-	-	-	-	-	-
Lochcarron	91	10	1	0	-	-	-	-	-	-	-	-
Tongue	74	6	1	0	-	-	-	-	-	-	-	-
Torridon	94	9	1	0	-	-	-	-	-	-	-	-
Applecross	93	8	0	0	-	-	-	-	-	-	-	-
Inverness Retained	85	13	0	0	-	-	-	-	-	-	-	-
Kilchoan	92	9	0	0	-	-	-	-	-	-	-	-
Lochaline	86	9	0	0	-	-	-	-	-	-	-	-
Staffin	94	10	0	0	-	-	-	-	-	-	-	-
Uig	82	9	0	0	-	-	-	-	-	-	-	-
Totals		644	1,917	918	100	147	13	361	165	44	88	-

5. News in Brief

Consultation for Local Highland Fire Plan 2014-2017

In order to reduce the demand on communities and to promote a level of synergy between the Police Scotland and Scottish Fire and Rescue Service Local Plans, Service Delivery managers from across Highland area have been attending Ward Forum meetings to give a presentation and capture local community priorities. Attendance at these events commenced on the 1st September and will run until the 30th October 2013.

The aim of the Community Engagement Strategy is to engage with the widest range of communities, groups and individuals. This supports a greater understanding of community safety issues, develop solutions, set local priorities and gather information in order to increase public safety and the public's perceptions of safety.

At the end of the second quarter, thirteen Ward presentations had been delivered to eleven Ward areas in Wick, Golspie, Alness, Portree, Aviemore and Inverness with local councillors, community councils, community groups and members of the public represented and contributing to some meaningful discussions.

Macrae & Dick Honda – Emergency Services Open Day

On Saturday 17th August, Inverness Red Watch supported Macrae and Dick Honda's Emergency Services Open Day. This community safety event saw all 3 emergency services represented at the company's Inverness forecourt and promoted road safety & vehicle safety checks, fire & crime



prevention, first aid and eco/green driving, with the event attracting over 200 members of the public.

In the morning the crew joined the other emergency services to

promote the national road safety campaign and also offered local residents appointments for Home Fire Safety Visits.

In the afternoon the crew carried out an RTC extrication demonstration with one of Macrae & Dick's sales team acting as a live casualty. This gave the Firefighters the opportunity to demonstrate their skills and the specialist equipment available to them while also illustrating the seriousness of vehicle accidents.

Award Success for Newtonmore CRU

The Community Response Unit at Newtonmore were celebrating recently, after receiving a runner-up award at the Scottish Ambulance Service (SAS) awards in Aberdeen.



The award presented by Milne Weir, the SAS North Manager was in the 'Working Together for Better Patient Care' category and recognises the work, which the Service undertakes with partner organisations, to provide better patient care for individuals and communities.

Milne said: "It is partnerships such as this which means we are able to provide better patient care to patients no matter where they are. "I am delighted to be able recognise the work carried out by this team of community response unit firefighters from Newtonmore."

District Manager for Badenoch and Strathspey, Station Manager Ross Nixon, said: "I am delighted with the runner-up award received by the team. "To be honest, it's unsurprising due to the hard work and dedication that the Newtonmore crew consistently display on a regular basis. Their commitment to the community is unquestionable and I thank them for their dedication."

Pictured above from left to right are: Ff Jamie Robinson, Ff Fraser MacKintosh, WM Colin Stewart, Ff Calum Binnie, Ff Andrew Parker and Scottish Ambulance Service North Manager Milne Weir.

Aviemore Hog Wash

Retained personnel from Aviemore Station carried on their tradition of a "HOG wash" instead of a car wash at the Thunder in the Glens Harley Davidson annual rally in August. Despite the wet conditions, the crew accompanied by Blaze Bear and Welephant collected just over £300 for the Firefighters Charity.



A mixture of motorbikes, push bikes and cars were washed along with a walk about bucket shaking whilst the biggest ride out of Harley Davidson in Britain made its way through town.

6. Incidents of Note

Building Fire



At 02:43 on 29 August 2013 both Dingwall appliances were turned out to a dwelling fire at Jamestown. Prior to arrival the Police confirmed that the building was well alight and there were potentially persons reported. The building

construction was prefab with a corrugated iron roof and there was already partial collapse on arrival. A dynamic risk assessment (DRA) was undertaken and initially crews attempted to enter the building with 4 BA, 2 high pressure hose-reels but progress was difficult. Following a further DRA crews were withdrawn from the building and adopted a defensive approach due to the potential for further collapse. Crews then brought the fire under control and made use of a thermal imaging camera to search the building. Both Police Scotland and operational staff were then able to confirm that no persons were reported.

Crews remained on scene overnight dampening down the area involved and when daylight arrived it was determined that due to the suspicious nature of the incident a joint fire investigation with Police Scotland would be required.

The Scottish Fire and Rescue Service fire investigation team from Aberdeen attended later that morning and although initially delayed due to the unsafe nature of the building were later able to conduct an investigation before handing the scene over to Police Scotland.

Chip Pan Fire

Crews from Dunvegan and Portree were called out to reports of a fire at Lonemore, Dunvegan on 10th September 2013.


The building was found to be heavily smoke logged due to a chip pan fire which the occupier had extinguished. Breathing apparatus teams removed the chip pan to open air and ventilated the building.

The occupier received treatment for smoke inhalation by ambulance crews, and alternative accommodation was sought as the property was left inhabitable.

Once the building had cleared of smoke a thermal imaging camera was used to make sure that all pockets of fire had been extinguished. The Service had fitted the building with a smoke alarm, some years earlier. The smoke alarm did activate alerting the occupier, enabling him to tackle the fire and escape the building, a testimony to the value of the information received during a recent Home Fire Safety Visit.

To receive a Free Home Fire Safety Visit, call free on: **08000 731 999.**

Animal Rescue



On 17th July appliances from Ullapool and Dingwall were mobilised to the Glascarnoch Dam on the A835 to assist with an animal rescue. A dog owner had been walking their dog at the north east side of the dam and the dog had jumped up on to a wall then fallen over onto the dry face of the dam. This part of the dam is not vertical but is very steep and the dog had rolled down a short distance before coming to rest on a ledge that sits above an open water overspill tank.

There was sufficient access and structures in place to allow the crew to utilise a short extension ladder. A crew member wearing appropriate PPE was able to go down and retrieve the dog. The Fire Service then made arrangements for the dog to be taken to Conon Vets for a check over.

Sawmill Fire

On the evening of 19th September 2013 at 1844 hours, Inverness Fire Control received repeat calls reporting a fire within Gordon's Sawmill, Balblair Road, Nairn. This turned out to be a substantial fire with the large smoke plume from the incident being seen from over 10km away.



Two appliances from Nairn were first on scene and were faced with a well-developed fire involving the Debarking Plant. It was quickly identified by the Incident Commander, that no persons were involved

and assistance was requested from Inverness station for a further 2 appliances, the aerial ladder platform (ALP) and the water carrier. The ALP appliance was utilised to view the whole scene and help determine the safest and most effective way to fight the fire. The water carrier from Inverness was used to provide further water supplies.

Due to the building's roof being unstable and the presence of under-floor hydraulic piping, the fire was fought externally. It was brought under control at approximately 2100 hours using 3 main jets, 1 ground monitor, Thermal Imaging Camera and a total of 8 BA wearers.

Through the efforts of both the retained and wholetime crews working together, the incident was brought to a safe conclusion with 30% of the building damaged by fire and a further 50% smoke damage to the remainder of the plant. The sawmill reopened for business the next day with the owner praising the quick and professional actions of the Scottish Fire & Rescue Service.

6. Incidents of Note

Derelict Building Fire, Castle Street, Inverness



At 1729 hours on the afternoon of 20 September, Fire Control received numerous calls from members of the public to a building fire at the rear of Castle Street in Inverness city centre.

Two appliances were mobilised from Inverness station and on arrival were confronted with a well-developed fire in a two storey derelict building.

The fire had spread through the roof of the building and was producing large volumes of smoke which was affecting the Castle Street area of Inverness.

The Incident Commander completed an initial risk assessment and requested an additional pumping appliance for personnel and the aerial ladder platform to enable an attack to be made on the fire from above.

With the assistance of Police Scotland, neighbouring properties were evacuated, Castle Street was closed and inner and outer cordons were established.

The fire was quickly brought under control using external fire fighting tactics, including 3 main jets, 1 hose reel jet, and a water monitor from the ALP.

About an hour into the incident the roof collapsed making the stability of the building unsafe. The fire was extinguished using defensive fire fighting tactics and fire crews remained on scene for some time damping down.

Wildfire - Dalwhinnie

On 14 July at 1300 hours fire control mobilised crews to a wildfire reported in the Monadhliath Mountains between Dalwhinnie and Laggan. Approx. 100 acres of heath, scrub and trees including 20 acres of re-generation tree plantation were destroyed by a large wildfire which was fanned by high winds with dry conditions also contributing to the scale of the incident. Fire crews from 11 stations along with helicopters and estate workers worked for 36 hours to bring the fire under control.



The incident was another testament to the hard work and co-operation of the retained, wholetime and CRU crews, the land managers and the helicopter company who worked tirelessly to bring the incident to a safe conclusion.

Special Service - Dornoch



On 5 August, Inverness Control received a call from a member of the public who believed their cat was stuck at the bottom of a septic tank in a neighbour's plot of land.

An appliance from Dornoch was mobilised to the incident and crews on arrival were faced with a cat stuck at the bottom of a concrete shaft, which was a half metre in diameter and approximately 5 metres deep. It was quickly identified that the cat was in an unstable condition and a request for the attendance of the Scottish Society of the Prevention of Cruelty to Animals (SSPCA) was made. A vet had already been called and was en-route.

In consultation with the vet and the SSPCA, crews attempted to snare the cat with a variety of improvised hand tools and wire, however these proved unsuccessful and a mechanical digger was called to dig around the outside of the shaft to allow the removal of the concrete sections. This took over 3 hours, unfortunately with one metre remaining the digger had reached its capability and the crew had to dig the remainder by hand. They succeeded in pulling the cat to safety, although it was suffering from dehydration and was in a coma.

The cat was rushed to the Vet's Practice where the vet estimated that the cat had been trapped for more than 48 hours in the tank. The cat slowly began to recover from its ordeal and has now made a full recovery.



It turned out that the cat was in fact a stray kitten and has since been adopted by one of the crew members who helped in its rescue.

