



QUARTERLY PERFORMANCE REPORT



SCOTTISH
FIRE AND RESCUE SERVICE
Working together for a safer Scotland

Quarter 1 2014-2015 (1 April – 30 June)

**Working together
for a safer Scotland**



Contents

1. Introduction	2
2. Key Performance Indicators (KPI)	
• All accidental dwelling fires	3
• All fatal accidental dwell. fire casualties	4
• Non-fatal accidental dwell. fire casualties	5
• All deliberate fires	6
• Special Service – RTCs	7
• False Alarm – Equipment Failure	8
• Legislative Fire Safety	9
• Fire Prevention Activities – Home Fire Safety Visits (HFSV)	10
• Injury Accidents (RIDDOR)	11
• Workforce Statistics – Highland	12
• Workforce Statistics – Community Response Units	13
• Station Statistics	14
3. Incidents/Activities of Note	16
4. Glossary of Terms	18
Appendix A – Seasonal Community Safety Calendar 2014	19

*The KPIs above are extracted from the suite of KPIs contained within the Scottish Fire and Rescue Framework Document 2013, Annex A. <http://www.scotland.gov.uk/Resource/0041/00416181.pdf>

The KPIs also reflect the main priority areas for the Scottish Fire and Rescue Service in Highland area. These priorities were identified by elected members and communities during Ward consultations sessions on the Local Fire and Rescue Plan for Highland 2014-2017 as;

- Reducing accidental dwelling house fires and the resultant fatalities and casualties
- Reducing deliberate fires
- Reducing road traffic collisions
- Reducing the number of attendances to unwanted fire alarm signals (false alarms)

Supplementary statistics relating to RDS staff availability and establishment figures by station are included reflecting information requested by CPE Committee Members.

I. Introduction

This performance report provides information on our prevention, protection and operational response activities within Highland over the period Quarter 1 2014-2015, (1 April – 30 June).

The Scottish Government provides an overarching vision for public services. This vision is supported by 16 National Outcomes which demonstrate commitment to creating a more successful country, with opportunities for all of Scotland to flourish, through increasing sustainable growth. The Scottish Fire and Rescue Service (SFRS) can make a significant contribution to improving these outcomes in Highland area by contributing to the Community Planning arrangements across the area.

The national priorities for the SFRS are set out in the Fire and Rescue Framework for Scotland 2013. The SFRS Strategic Plan 2013-2016 outlines how the SFRS will deliver against these priorities and the outcomes against which this delivery can be measured.

The priorities contained within the Local Fire and Rescue Plan for Highland 2014-2017 reflects the Highland Community Planning Partnership Strategic Assessment and Priorities and the Highland Community Planning Partnership, Single Outcome Agreement (SOA) 2013-19. The SOA includes a range of key themes focused on delivering improved outcomes for the communities of Highland. The key themes which this plan contributes to are;

- Economic Recovery and Growth,
- Early Years, Children and Young People,
- Safer, Stronger Communities and Reducing Reoffending,
- Health Inequalities and Physical Activity,
- Outcomes for Older People,
- Poverty and Welfare Reform.

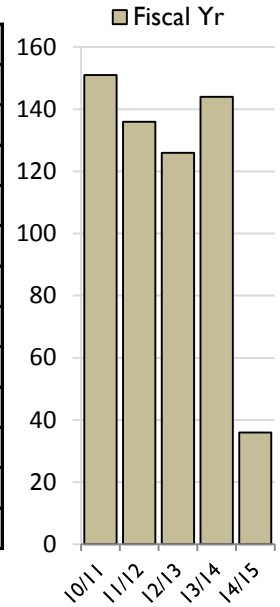
The aims of the local Fire and Rescue Service in Highland are to reduce deaths, injuries and damage to property from fires and other emergency events. We aim to achieve this by working in partnership, being pro-active and targeting our prevention and protection activities to where they are most required, based on evidence.

Within the Local Fire and Rescue Plan for Highland 2014 - 2017, 7 priorities for the local Fire and Rescue Service have been identified;

- Priority 1. Local Risk Management and Preparedness
- Priority 2. Reduction of Accidental Dwelling Fires
- Priority 3. Reduction in Fire Casualties and Fatalities
- Priority 4. Reduction of Deliberate Fire Setting
- Priority 5. Reduction of Fires in Non Domestic Property
- Priority 6. Reduction in Casualties from Non Fire Emergencies
- Priority 7. Reduction of Unwanted Fire Alarm Signals

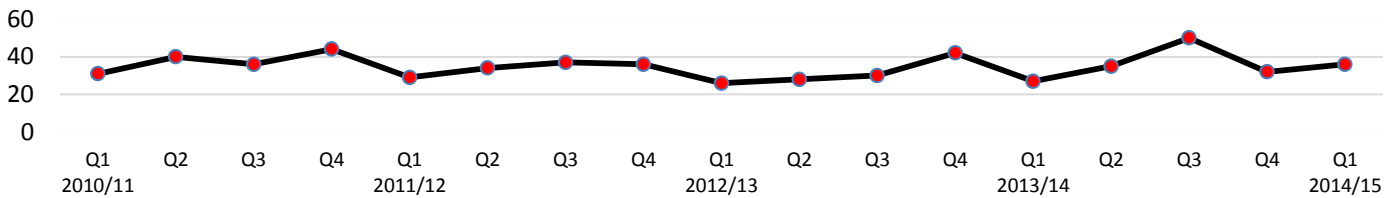
All accidental dwelling fires - Priorities 2 and 3

Month/Year	2010/11	2011/12	2012/13	2013/14	2014/15	
April	9	10	13	9	12	
May	11	7	8	8	12	
June	11	12	5	10	12	
July	11	16	4	16	#N/A	
August	10	11	11	10	#N/A	
September	19	7	13	9	#N/A	
October	8	16	9	16	#N/A	
November	15	11	5	13	#N/A	
December	13	10	16	21	#N/A	
January	14	13	15	14	#N/A	
February	17	15	14	7	#N/A	
March	13	8	13	11	#N/A	
Fiscal Yr	151	136	126	144	36	



Month/Year	2010/11	2011/12	2012/13	2013/14	2014/15
Fiscal Yr	151	136	126	144	36

Qtr/Year	2010/11	2011/12	2012/13	2013/14	2014/15	
Quarter 1	31	29	26	27	36	
Quarter 2	40	34	28	35	#N/A	
Quarter 3	36	37	30	50	#N/A	
Quarter 4	44	36	42	32	#N/A	



Commentary

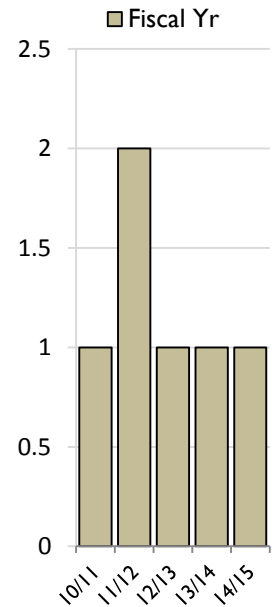
The tables above represent the number of accidental dwelling house fires that occurred in Highland area. Tolerances are set in context of the number of previous incidents by reporting period and, where there has been an increase in overall incidents, the colour coding is identified with the application of the red, amber and green (RAG) system.

Trend lines also identify the number of incidents over the reporting 5 year period, both by month and by reporting quarter.

The Service works closely with partner agencies and communities to reduce the number of accidental dwelling house fires through the delivery of targeted home fire safety visits and the installation of free smoke detectors. Supporting the targeted delivery, partner agencies routinely share data identifying residents that would benefit from this free service, aiming to reduce the risk of fire and harm to householders and their property.

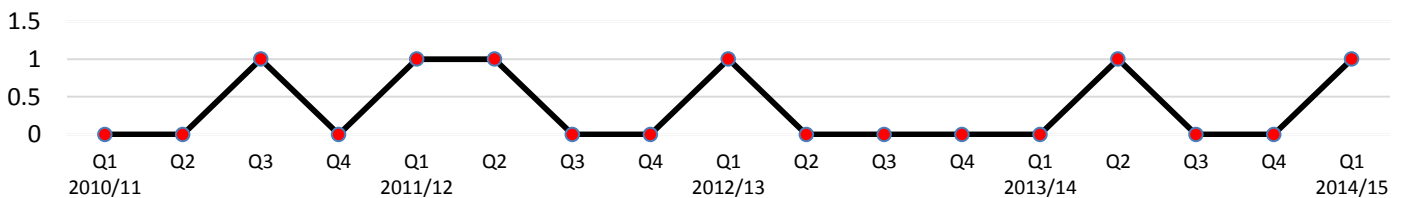
All fatal accidental dwell. fire casualties - Priorities 2 and 3

Month/Year	2010/11	2011/12	2012/13	2013/14	2014/15
April	0	0	0	0	0
May	0	0	1	0	0
June	0	1	0	0	1
July	0	0	0	0	#N/A
August	0	1	0	1	#N/A
September	0	0	0	0	#N/A
October	1	0	0	0	#N/A
November	0	0	0	0	#N/A
December	0	0	0	0	#N/A
January	0	0	0	0	#N/A
February	0	0	0	0	#N/A
March	0	0	0	0	#N/A
Fiscal Yr	1	2	1	1	1



Month/Year	2010/11	2011/12	2012/13	2013/14	2014/15
Fiscal Yr	1	2	1	1	1

Qtr/Year	2010/11	2011/12	2012/13	2013/14	2014/15
Quarter 1	0	1	1	0	1
Quarter 2	0	1	0	1	#N/A
Quarter 3	1	0	0	0	#N/A
Quarter 4	0	0	0	0	#N/A



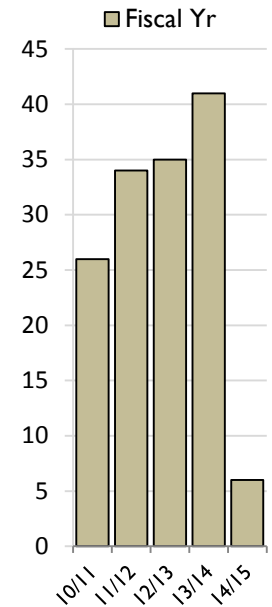
Commentary

The tables above identify the number of dwelling house fires that have resulted in fire related fatalities over the reporting 5 year period. The Service is committed to reducing this figure to eliminate all events and occurrences that result in a fatality. As identified, partnership working and data sharing supports this key aim and the delivery of targeted life safety advice and information.

We will continue to deliver free home fire safety visits (HFSV) to advise and inform residents in the dangers of fire in the home. We will also continue to work with partner agencies through a range of initiatives, e.g. Healthy Homes for Highland, which includes installation of free smoke detectors.

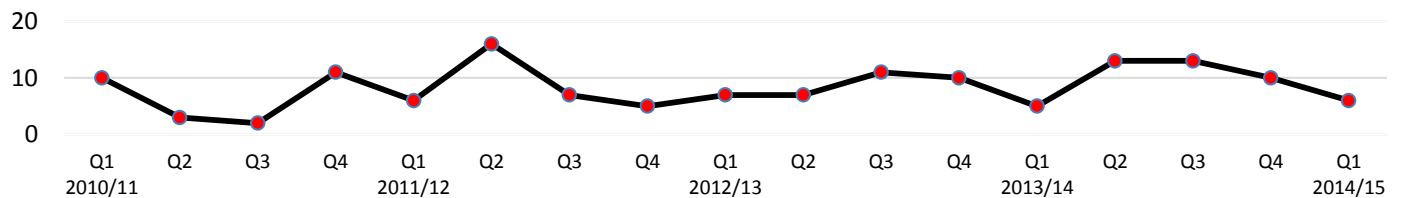
Non-fatal accidental dwell. fire casualties - Priorities 2 and 3

Month/Year	2010/11	2011/12	2012/13	2013/14	2014/15
April	1	2	4	1	1
May	6	1	2	2	2
June	3	3	1	2	3
July	0	12	0	3	#N/A
August	2	1	5	4	#N/A
September	1	3	2	6	#N/A
October	1	2	3	4	#N/A
November	1	3	1	2	#N/A
December	0	2	7	7	#N/A
January	4	2	3	6	#N/A
February	6	2	5	0	#N/A
March	1	1	2	4	#N/A
Fiscal Yr	26	34	35	41	6



Month/Year	2010/11	2011/12	2012/13	2013/14	2014/15
Fiscal Yr	26	34	35	41	6

Qtr/Year	2010/11	2011/12	2012/13	2013/14	2014/15
Quarter 1	10	6	7	5	6
Quarter 2	3	16	7	13	#N/A
Quarter 3	2	7	11	13	#N/A
Quarter 4	11	5	10	10	#N/A



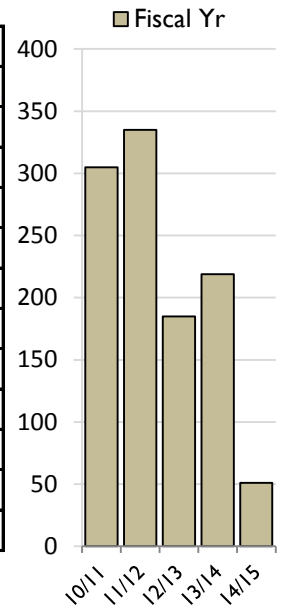
Commentary

The tables above identify the number of dwelling house fires that have resulted in fire related casualties over the reporting 5 year period. The Service is committed to reducing this figure overall, therefore reducing the impact on the community.

The Service recognises that the reduction in the number of dwelling house fires will have the greatest impact on the number of fire related casualties and fatalities. Therefore we will continue to work closely with partner agencies to identify those households that would benefit most from the delivery of a home fire safety visit.

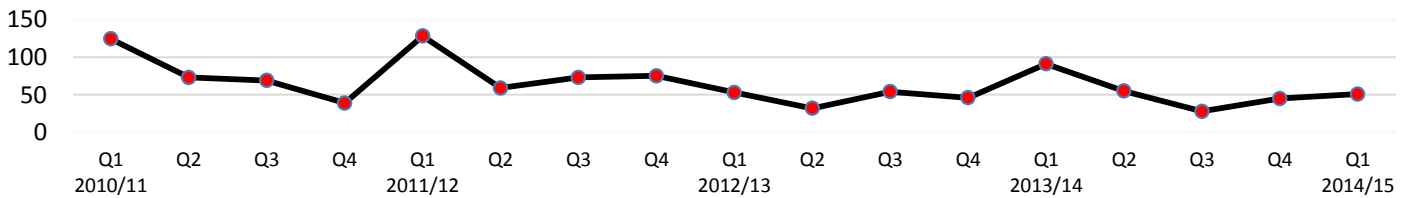
All deliberate fires - Priorities 4 and 5

Month/Year	2010/11	2011/12	2012/13	2013/14	2014/15
April	62	69	14	36	19
May	37	40	32	24	15
June	25	19	7	31	17
July	32	29	9	22	#N/A
August	26	16	13	16	#N/A
September	15	14	10	17	#N/A
October	25	26	34	11	#N/A
November	39	43	13	11	#N/A
December	5	4	7	6	#N/A
January	6	10	6	13	#N/A
February	14	10	12	4	#N/A
March	19	55	28	28	#N/A
Fiscal Yr	305	335	185	219	51



Month/Year	2010/11	2011/12	2012/13	2013/14	2014/15
Fiscal Yr	305	335	185	219	51

Qtr/Year	2010/11	2011/12	2012/13	2013/14	2014/15
Quarter 1	124	128	53	91	51
Quarter 2	73	59	32	55	#N/A
Quarter 3	69	73	54	28	#N/A
Quarter 4	39	75	46	45	#N/A



Commentary

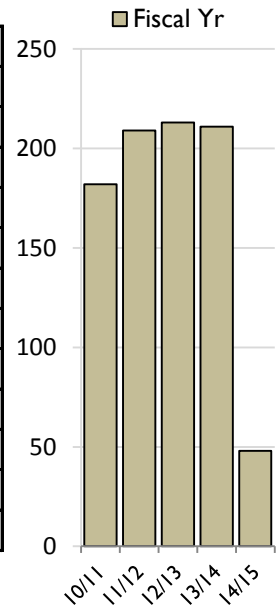
Deliberate fires include those as a result of fire related antisocial behaviour (ASB) and wildfires. Analysis of the overall incidents and the periods in when they occur, identify seasonal variations e.g. muirburning season and holiday periods.

The Service has introduced a number of fire reduction strategies and thematic action plans, as indicated in the Seasonal Community Safer Calendar 2014 in **Appendix A**, targeting these types of incidents.

The Service is working with partner agencies to reduce these incidents overall. Examples of which include the promotion of fire reduction through the Safer Highland ASB Group, promoting best practice and partnership working through the Scottish Wildfire Forum (SWF) and targeting key groups ahead of known peak activity periods.

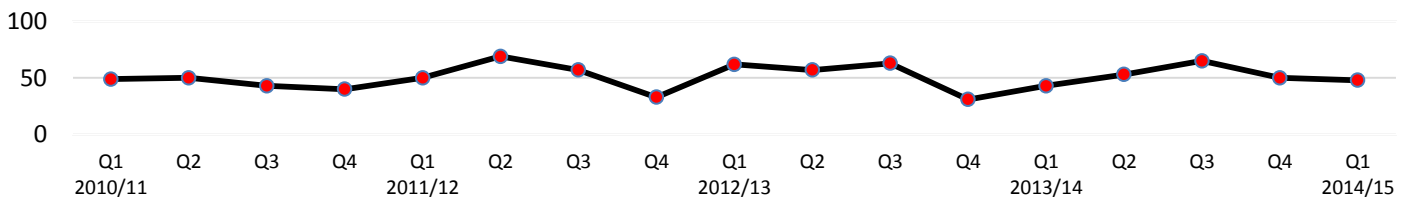
Special Service - RTCs - Priority 6

Month/Year	2010/11	2011/12	2012/13	2013/14	2014/15
April	11	12	19	11	12
May	19	13	28	16	20
June	19	25	15	16	16
July	16	21	21	19	#N/A
August	23	25	18	20	#N/A
September	11	23	18	14	#N/A
October	16	19	14	17	#N/A
November	18	14	24	22	#N/A
December	9	24	25	26	#N/A
January	15	17	15	18	#N/A
February	11	10	5	18	#N/A
March	14	6	11	14	#N/A
Fiscal Yr	182	209	213	211	48



Month/Year	2010/11	2011/12	2012/13	2013/14	2014/15
Fiscal Yr	182	209	213	211	48

Qtr/Year	2010/11	2011/12	2012/13	2013/14	2014/15
Quarter 1	49	50	62	43	48
Quarter 2	50	69	57	53	#N/A
Quarter 3	43	57	63	65	#N/A
Quarter 4	40	33	31	50	#N/A



Commentary

Special Service incidents involves an operational response to a range of emergency activities including life critical road traffic collisions, flooding events, industrial accidents and in support of other emergency service colleagues at larger multi-agency non-fire related events.

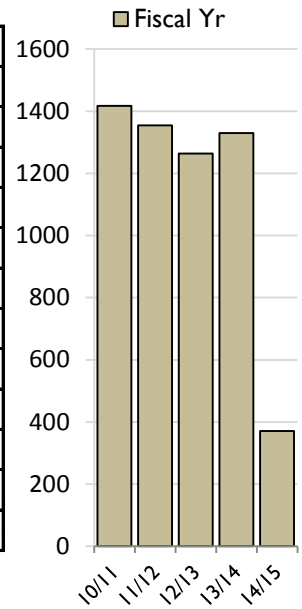
The most common type of special service is as a result of a road traffic collision involving, in most cases, a response from all three emergency services. The Service is working in partnership with other emergency response colleagues and partner agencies through the Safer Highland Road Safety Group to reduce these incidents in the communities of the Highlands.

Road safety activities in the area include e.g. Driving Ambition and Safe Highlander, all of which have a focused message of road safety, targeting key groups in the reduction of road related incidents as identified in Scotland's Road Safety Framework to 2020.

<http://www.scotland.gov.uk/Resource/Doc/286643/0087268.pdf>

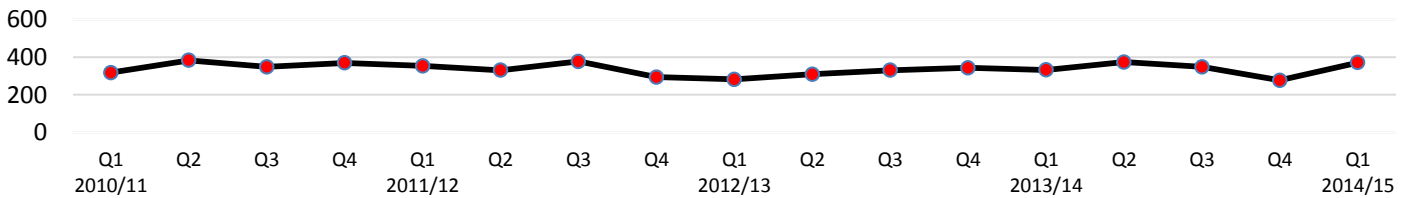
False Alarm - Equipment failure - Priority 7

Month/Year	2010/11	2011/12	2012/13	2013/14	2014/15
April	118	106	73	112	145
May	114	126	106	130	103
June	85	121	103	90	123
July	116	118	85	120	#N/A
August	141	93	122	129	#N/A
September	126	119	102	124	#N/A
October	113	107	126	127	#N/A
November	112	147	92	108	#N/A
December	123	123	112	113	#N/A
January	127	100	122	90	#N/A
February	113	102	106	82	#N/A
March	129	92	115	105	#N/A
Fiscal Yr	1417	1354	1264	1330	371



Month/Year	2010/11	2011/12	2012/13	2013/14	2014/15
Fiscal Yr	1417	1354	1264	1330	371

Qtr/Year	2010/11	2011/12	2012/13	2013/14	2014/15
Quarter 1	317	353	282	332	371
Quarter 2	383	330	309	373	#N/A
Quarter 3	348	377	330	348	#N/A
Quarter 4	369	294	343	277	#N/A



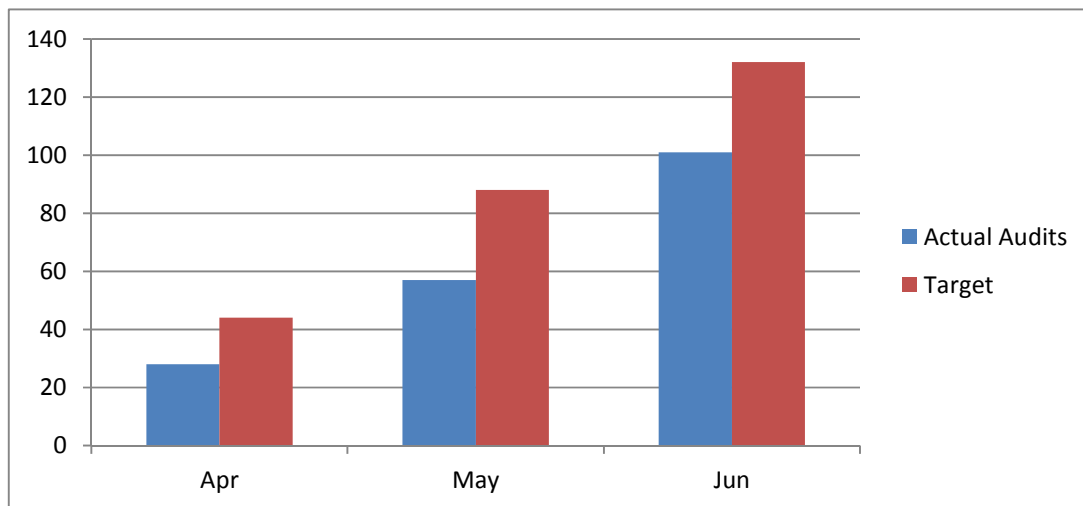
Commentary

The Service responds to a number of false alarms over the reporting year, most of which are unwanted fire alarm signals (UFAS). While we attended an increased number of UFAS during Quarter 1, we continue to work closely with duty holders to reduce the number of UFAS events. Despite the slight increase in overall numbers attended, this is set against the continued decrease over the previous three reporting years.

Legislative Fire Safety – Priorities 5 and 7

Part 3 Fire Safety Audits Completed – Quarterly Overview

Highland	Apr	May	Jun	Quarter 1 Total	Quarter 1 Target	%
Actual Audits	28	57	101	101	132	77%
Target	44	88	132			



Commentary

Within year 2014-2015 the prevention and protection function has committed to targeting the highest risk premises within our communities and will deliver fire safety audit on all relevant premises that fall within the following categories:

- All care homes, school care accommodation and secure accommodation services registered with the Care Inspectorate;
- All NHS hospitals, private hospitals and hospices registered with Healthcare Improvement Scotland;
- All houses in multiple occupation (HMOs) in accordance with the licensing cycle of the Local Authority; and
- All premises previously assessed as presenting a 'Very High' or 'High' risk following an audit by an officer in year 2013/2014.

The number of premises that fall within the above categories within Highland total 528 which informs the annual audit target set for the team of fire safety enforcement officers (FSEOs).

Home Fire Safety Visits (HFSV) – Priorities 2, 3 and 4

Home Fire Safety Visits (HFSV) Total in Highland - 2014/15 Q1

	High	Medium	Low	Total 2014/15 Q1
No. of HFSVs	342	249	199	790
No. of HFSVs with Detectors Fitted	57	85	74	216
No. of HFSVs with Advice Only	285	164	125	574

Commentary

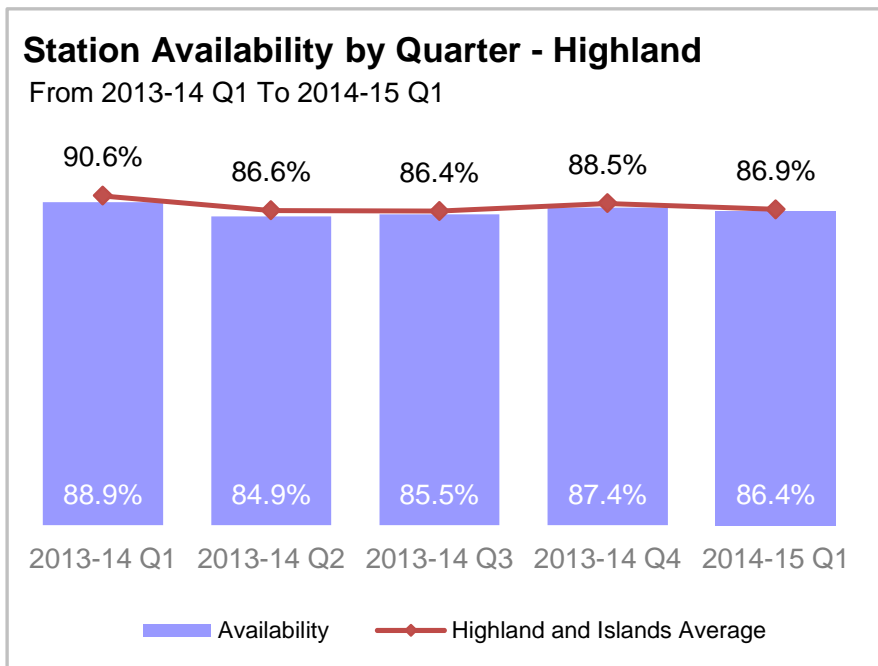
We are committed to reducing the risk of death and injury from fire to all Highland communities. This is achieved through the delivery of community safety activities, and one very important and successful activity is the delivery of free home fire safety visits (HFSV).

In terms of reducing fire related risk, the Service is targeting those considered/identified as the most vulnerable and thereby at greatest risk in our communities. Nevertheless, the Service will also continue to deliver community safety activities when requested, to all sections of the community.

The SFRS has set a target of 4000 HFSV for Highland area for reporting year 2014-2015. This figure consists of 1640 high risk, 1500 medium risk and 860 low risk visits. Q1 figures reflect the delivery of 790 HFSV to householders, 342 of which were high risk premises, 249 medium risk premises and 199 low risk premises. This equates to 20% of the annual target.

Proportion of Station Hours Available – Priority I

Station Availability %	2013-14 Q1	2013-14 Q2	2013-14 Q3	2013-14 Q4	2014-15 Q1
Highland	88.9%	84.9%	85.5%	87.4%	86.4%
Highland and Islands Average	90.6%	86.6%	86.4%	88.5%	86.9%



Commentary

We use a Retained Availability system for staff who work on the Retained Duty System (RDS) to record when station staff are off-call, and how this affects the availability of the station's fire appliances.

The chart shows that the availability of stations in the Highland area this quarter has decreased by 1.6% to 86.9% when compared to the previous quarter, Q4 2013-2014.

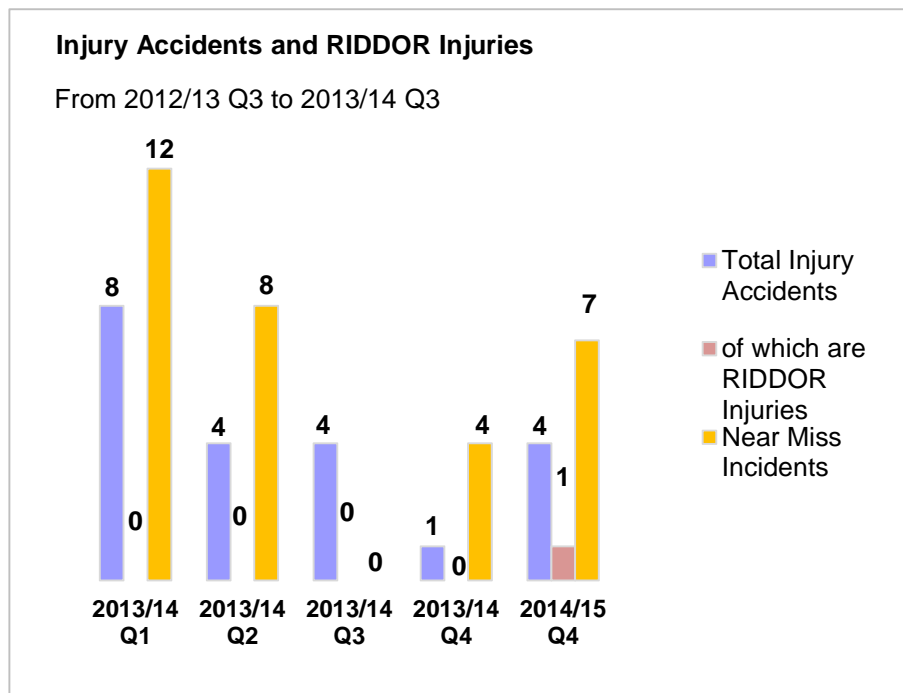
The availability is slightly lower than the average of 86.9%.

The Service works closely with employers and Fire and Rescue Service RDS staff to support an improvement in availability. However, we recognise the challenges faced by staff when combining primary employment and RDS operational availability across the communities in Highland area.

The Service is actively recruiting in a number of communities to improve station and fire appliance availability. The following hyperlink takes you to the Service Recruitment website:
www.myjobscotland.gov.uk

Injury Accidents – Priority I

	2013/14 Q1	2013/14 Q2	2013/14 Q3	2013/14 Q4	2014/15 Q4
Total Injury Accidents	8	4	4	1	4
of which are RIDDOR Injuries	0	0	0	0	1
Near Miss Incidents	12	8	0	4	7



Commentary

The Service aims to reduce the number of accidents that result in injury, and in particular the number of more serious injuries which must be reported to the Health & Safety Executive under the Reporting of Incidents Diseases and Dangerous Occurrence Regulations 1995 (RIDDOR). From 6 April 2012, the Fire Service must report any incident which results in an absence from work of seven days or more.

We actively encourage the reporting of near misses as identification of sources of potential harm before injury occurs to allow proactive action to be taken.

The graph shows the number of injury accidents and the number of those which were RIDDOR injuries within the Service, and compares the figures for this Quarter against the same period in 2013-2014.

Workforce Statistics for Highland RDS – Priority I

The tables below provide information on the current workforce within Highland area as at 30 June 2014. It details the breakdown of gender within each type of staffing and role within the Highland area.

	Workforce	Actual in post	Male	Female
CAITHNESS, SUTHERLAND, R&C				
RETAINED				
Watch Manager B	27	28	28	0
Crew Manager	57	51	44	7
Firefighter	264	209	192	16
SUB TOTAL	348	287	264	23
CRU				
Watch Manager A	3	3	3	0
Crew Manager	6	5	4	1
Firefighter	21	16	15	1
SUB TOTAL	30	24	22	2
CFS				
Watch Manager A	0	0	0	0
Crew Manager	0	1	1	0
Firefighter	0	8	8	0
SUB TOTAL	0	9	9	0

Table: 1 Gender of Workforce within Highland North

	Workforce	Actual in post	Male	Female
I&N, B&S,				
RETAINED				
Watch Manager B	10	9	9	0
Crew Manager	22	18	18	0
Firefighter	104	90	80	10
SUB TOTAL	136	117	107	10
CRU				
Watch Manager A	3	3	3	0
Crew Manager	6	2	2	0
Firefighter	21	23	20	3
SUB TOTAL	30	28	25	3
CFS				
Watch Manager A	0	0	0	0
Crew Manager	0	0	0	0
Firefighter	0	0	0	0
SUB TOTAL	0	0	0	0

Table: 2 Gender of Workforce within Highland Central

	Workforce	Actual in post	Male	Female
LOCHABER, SKYE & LOCHALSH				
RETAINED				
Watch Manager B	15	15	13	2
Crew Manager	32	29	27	2
Firefighter	149	111	99	12
SUB TOTAL	196	155	139	16
CRU				
Watch Manager A	3	2	2	0
Crew Manager	6	2	3	0
Firefighter	21	13	12	1
SUB TOTAL	30	18	17	1
CFS				
Watch Manager A	0	0	0	0
Crew Manager	0	1	1	0
Firefighter	0	4	4	0
SUB TOTAL	0	5	5	0

Table: 3 Gender of Workforce within Highland West

Station Statistics – Priority I

Caitness and Sutherland Area Committee - 2014/15 Q1

Station	Availability %	Staff
Bettyhill	73	7
Bonar Bridge	78	7
Dornoch	99	11
Dunbeath	87	11
Durness	92	10
Golspie	89	12
Helmsdale	92	11
John O Groats	91	10
Kinlochbervie	82	6
Laig	99	11
Lochinver	37	6
Lybster (CRU)	-	10
Scourie	90	8
Thurso	87	21
Tongue	79	6
Wick	93	19
Caitness and Sutherland Area Committee Totals		166

City of Inverness Area Committee - 2014/15 Q1

Station	Availability %	Staff
Beaully	89	9
Cannich	59	5
Drumnadrochit	97	9
Fort Augustus	98	10
Foyers	87	8
Inverness Retained	98	14
Inverness Wholetime	-	74
City of Inverness Area Committee Totals		129

Nairn and Badenoch and Strathspey Area Committee - 2014/15 Q1

Station	Availability %	Staff
Aviemore	88	13
Carrbridge (CRU)	-	10
Grantown	79	17
Kingussie	100	10
Nairn	78	22
Nethybridge (CRU)	-	7
Newtonmore (CRU)	-	11
Nairn and Badenoch and Strathspey Area Committee Totals		90

Station Statistics – Priority I

Lochaber Area Committee - 2014/15 Q1

Station	Availability %	Staff
Acharacle	89	9
Fort William	94	22
Kilchoan	91	8
Kinlochleven	67	13
Lochaline	94	9
Mallaig	82	7
Muck (CRU)	-	6
Spean Bridge (CRU)	-	9
Strontian	94	10
Lochaber Area Committee Totals		93

Skye, Ross and Cromarty Area Committee - 2014/15 Q1

Station	Availability %	Staff
Achiltibuie	99	8
Applecross	94	8
Aultbea	91	9
Balintore (CRU)	-	9
Broadford	99	10
Cromarty (CRU)	-	6
Dingwall	72	17
Dunvegan	96	11
Fortrose	69	9
Gairloch	99	10
Glenelg	88	8
Invergordon	68	17
Kinlochewe	57	8
Kyle	97	12
Lochcarron	91	11
Portree	99	11
Raasay	81	6
Ratagan (CRU)	-	3
Staffin	88	10
Tain	96	11
Torridon	97	11
Uig	77	8
Ullapool	85	15
Skye, Ross and Cromarty Area Committee Totals		228

3. Incidents/Activities of Note

Incidents/Activities of Note – Priorities 1-7

Raasay Community Exercise

The Civil Contingencies Act 2004 identifies responsibilities for all Category 1 agencies to plan and test resilience through joint multi-agency exercises and events.



In fulfilling this responsibility, multi-agency partners based on Skye took part in an exercise on 26 April to test emergency services response to an incident on Raasay.

The exercise was designed to test the resilience mobilising procedure for an incident involving local crews from Raasay and support from firefighters based in Portree and Broadford.

This exercise involved partner agencies from the Scottish Fire and Rescue Service, NHS Highland, Scottish Ambulance

Service, RNLI and the HM Coastguard helicopter.

The scenario involved the outbreak of fire at the local Youth Hostel with four persons unaccounted for. The exercise was designed to test how well multi-agency partners worked together during such an incident.

Support crews were mobilised using the RNLI lifeboat from Portree with an additional appliance from Broadford. The HM coastguard helicopter was also involved and mobilised from Stornoway. The simulated casualties were recovered and removed via lifeboat and helicopter.

Station Manager Paul Edwards from Portree confirmed that the exercise achieved all the objectives set and that all casualties were recovered and successfully transported off the island.

This was a fantastic example of partnership working across a range of Category 1 responders in dealing with an emergency incident in a remote location. Members of the Community Council also attended to observe which will be followed up with a joint debriefing meeting, due to take place in the near future. Key to this will be identifying learning outcomes to inform and update remote location mobilising and incident plans.

Stratherrick Scouts gain Fire Safety Badge at Inverness Station

On Monday 9 June, 27 members of the Stratherrick Scouts based in Inverness undertook their Fire Safety in the Community badge with members of Inverness Fire Station.

The Scouts undertook a series of classroom activities and received fire safety information to share with their community. The Scouts also undertook a series of team building tasks which highlighted the importance of team work and helped educate the Scouts on the physical attributes required to be a Firefighter.



Scout Leader Corrin Henderson said "The Scouts had an extremely educational and enjoyable course and will now go out and promote fire safety and be ambassadors for the Scottish Fire and Rescue Service in their Community. I would like to thank the personnel at Inverness Station for organising and supporting the event."

The scouts are pictured at Inverness Community Station with Scout Ava Henderson demonstrating how to 'make up' a length of hose.

Incidents/Activities of Note – Priorities 1-7

Duke of Edinburgh Award at Fort William Community Fire Station



The Scottish Fire and Rescue Service supports a number of youth schemes and fire safety activities including the Duke of Edinburgh Award scheme. This course was led by Crew Manager Peter Lees and supported with Firefighters Christopher Findlay (Jnr) and Alan Knox based at Fort William Community Fire Station.

Wildfire at Milton of Leys, Inverness

Fire and Rescue crews from across Highland area responded to a wildfire in the Milton of Leys area of Inverness on 18 April 2014, which burned approximately 2.5 square kilometres of gorse, whin bushes, and grass. The incident lasted for approximately 7 hours with the fire coming into close proximity of adjacent dwellings resulting in a precautionary evacuation of the immediate area. At its height the resources deployed consisted of 8 fire appliances, a bulk water carrier, land rover, argocat and command and control unit.

The incident required the attendance of flexi duty managers in the Highland area along with the duty Area Manager from Aberdeen, Police Scotland, Electricity suppliers and the Forestry Commission to bring the incident to a safe conclusion.

This was an excellent example of multi-agency working together to bring the fire under control and finally extinguish it using some of the specialist wildfire techniques. These included direct and flank attack methods with main jets and knap sack tanks.



All services in attendance received positive feedback through local and social media and television coverage.

Road Traffic Collision in Caithness

Scottish Fire and Rescue Service were called to attend a road traffic collision at Clyth Mains, Caithness on 25 June 2014.

The call was received by control at 9.12pm and three appliances from Dunbeath, Lybster and Wick were sent to the scene.

On arrival emergency services were faced with a two vehicle collision involving a car and a tractor. Firefighters stabilised the vehicles and used hydraulic cutting gear to remove three casualties.

Two males and one female were then transferred to hospital by ambulance for treatment, one of which by air ambulance to Raigmore Hospital in Inverness.

4. Glossary

Primary Fire

Primary fires include all fires in non-derelict buildings and outdoor structures or any fires involving casualties or rescues or any fires attended by five or more appliances.

Secondary Fires

Secondary fires are the majority of outdoor fires including grassland and refuse fires unless they involve casualties or rescues, property loss or if five or more appliances attend. They include fires in derelict buildings but not chimney fires.

Accidental Dwelling Fires

Building occupied by households, excluding hotels, hostels and residential institutions. In 2000, the definition of a dwelling was widened to include any non-permanent structure used solely as a dwelling, such as caravans, houseboats etc. Caravans, boats etc. not used as a permanent dwelling are shown according to the type of property. Accidental includes fires where the cause was not known or unspecified.

Fire Fatality

A person whose death is attributed to a fire is counted as a fatality even if the death occurred weeks or months later.

Fire Casualty

Non-fatal casualties, injured as a direct result of a fire attended by the service. Includes those who received first aid at the scene and those who were recommended to go for a precautionary check. Does not include injuries to fire service personnel.

Deliberate Fire

Fires where deliberate ignition is suspected.

Special Services

Special Services are non-fire incidents requiring the attendance of an appliance or officer. The Fire (Scotland) Act 2005 placed a statutory duty on FRS to attend fires and road traffic accidents. It also included an additional function order that covers non-fire incidents such as rescues from collapsed buildings or serious flooding.

CPP

Community Planning Partnership.

SOA

Single Outcome Agreement.

RTC

Road Traffic Collision

UFAS

Unwanted Fire Alarm Signals

RDS

Retained Duty System

Seasonal Community Safety Calendar 2014

