

The Highland Council
Nairn and Badenoch and Strathspey Area Committee

23 September 2015

Agenda Item	6.
Report No	NBS 15/15

Scottish Fire and Rescue Area Committee Performance Report for 2015-16

Report by Local Senior Officer for Highland

Summary

To provide an update to Committee Members on the progress against the priorities outlined in the Area Committee Plan for Nairn and Badenoch & Strathspey 2015 - 2016.

Priority areas are identified through a range of Intervention, Prevention and Protection activities delivered in partnership to reduce risk to the communities of Nairn and Badenoch & Strathspey.

The report also contains previously agreed information and performance as requested by Committee Members.

1. Nairn and Badenoch & Strathspey Area Performance Report

- 1.1 The attached performance report shows the current figures for 2015/16 as provided centrally from the Scottish Fire and Rescue Service (SFRS) performance management database and maintains the key indicators and timelines from previous reports.
- 1.2 In achieving the priorities within the Area Committee Plan for Nairn and Badenoch & Strathspey 2015 - 2016 a number of activities are being progressed including; the delivery of free home fire safety visits (HFSV) and post domestic incident response aimed at reducing dwelling house fires, supporting the partnership delivered road safety programmes, Driving Ambition and the reduction of fire-related antisocial behaviour through targeted youth engagement activities and thematic action plans.
- 1.3 The performance report shows that there has been a reduction in all Accidental Dwelling Fires, Fire Casualties and Special Service - RTCs when compared to previous years. Deliberate fires remain consistent with previous years with a small spike in false alarm activity in April. Nairn and Badenoch & Strathspey personnel will continue to work in partnership with the clear aim of eliminating

these types of incidents entirely.

- 1.4 The Service has introduced a new retained duty system (RDS) recruitment process and is targeting key stations and communities across Highland including Nairn and Badenoch & Strathspey. SFRS personnel are promoting the campaigns with partner agencies, local media and are seeking more local area support in the communities identified.

Recommendation

Committee Members are invited to **comment** and **scrutinise** the attached Area Performance Report.

Group Manager Fraser Nixon

7 September 2015

Attachment:

Nairn and Badenoch & Strathspey Area Performance Report



SCOTTISH
FIRE AND RESCUE SERVICE
Working together for a safer Scotland

Highland

Nairn and Badenoch and Strathspey Area Committee

Performance Report



DISCLAIMER

The figures included in this report are provisional and subject to change as a result of quality assurance and review. The statistics quoted are internal management information published in the interests of transparency and openness.

The Scottish government publishes Official Statistics each year which allow for comparisons to be made over longer periods of time.

ID	Key Performance Indicator (KPI)	Pg
2bi	All accidental dwelling fires	3
3bi	All fatal accidental dwell. fire casualties	4
3bii	Non-fatal accidental dwell. fire casualties (excl. precautionary checkups)	5
1a	All deliberate fires	6
5a	Special Service – RTCs	7
10d	False Alarm – Equipment failure	8
	Station Availability	9

Commentary

The key performance indicators (KPIs) above have been extracted from the suite of KPIs contained within the Scottish Fire and Rescue Framework Document 2013.

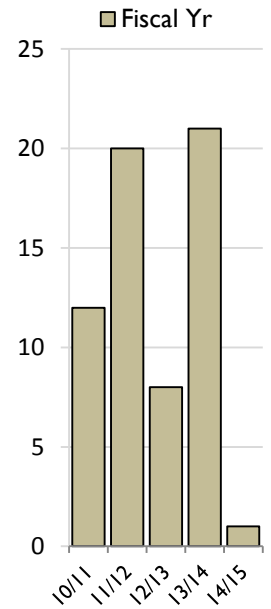
<http://www.scotland.gov.uk/Resource/0041/00416181.pdf>

The KPIs above also represent the main priority areas for the Scottish Fire and Rescue Service, identified by elected members and communities during the ward consultation sessions in 2013 and throughout 2014/15.

- Reducing accidental dwelling house fires and the resultant fatalities and casualties
- Reducing deliberate fires
- Reducing road traffic collisions
- Reducing the number of attendances to unwanted fire alarm signals (false alarms)

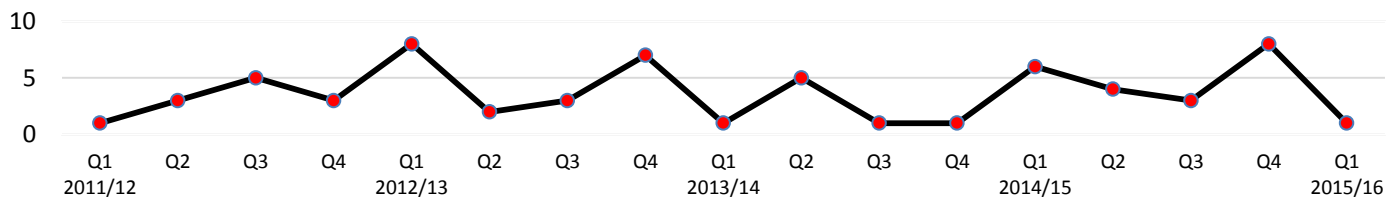
All accidental dwelling fires

Month/Year	2011/12	2012/13	2013/14	2014/15	2015/16	Highland
April	1	5	0	1	0	5
May	0	3	1	3	1	10
June	0	0	0	2	0	5
July	1	0	4	0		
August	1	1	1	3		
September	1	1	0	1		
October	2	2	0	0		
November	2	0	1	3		
December	1	1	0	0		
January	2	1	1	3		
February	1	4	0	4		
March	0	2	0	1		
Fiscal Yr	12	20	8	21	1	



Month/Year	2011/12	2012/13	2013/14	2014/15	2015/16
Fiscal Yr	12	20	8	21	1

Qtr/Year	2011/12	2012/13	2013/14	2014/15	2015/16	Highland
Quarter 1	1	8	1	6	1	20
Quarter 2	3	2	5	4		
Quarter 3	5	3	1	3		
Quarter 4	3	7	1	8		



Commentary

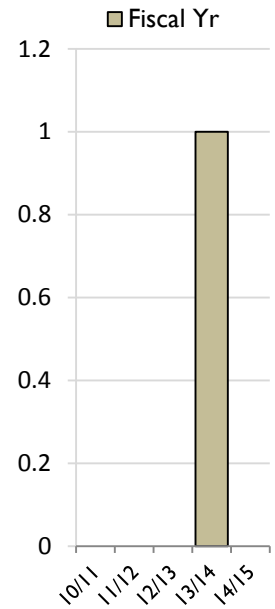
The tables above represent the number of accidental dwelling house fires that occurred within the Area Committee boundary. Tolerances are set in context of the number of previous incidents by reporting month and, where there has been an increase in overall incidents, the colour coding is identified with the application of the red, amber and green (RAG) system.

Trend lines also identify the number of incidents over the reporting 5 year period, both by month and by reporting quarter. The figure for accidental dwelling fires has fallen significantly from the previous quarter's figure.

The Service works closely with partner agencies and communities to reduce the number of accidental dwelling house fires through the delivery of targeted home fire safety visits and the installation of free smoke detectors. Supporting the targeted delivery, partner agencies routinely share data identifying residents that would benefit from this free service, aiming to reduce the risk of fire and harm to householders and their property.

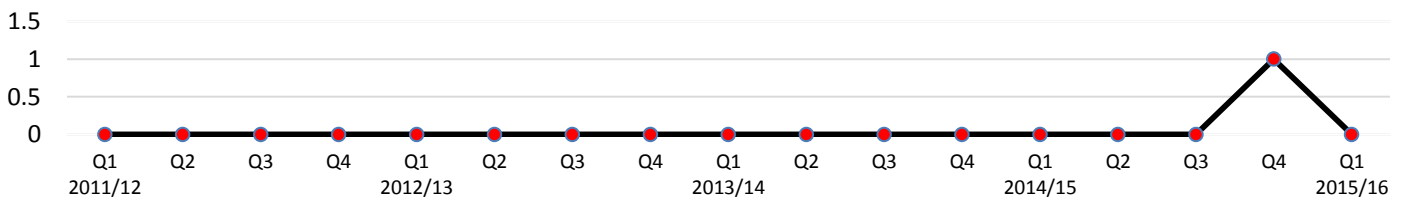
All fatal accidental dwell. fire casualties

Month/Year	2011/12	2012/13	2013/14	2014/15	2015/16	Highland
April	0	0	0	0	0	0
May	0	0	0	0	0	0
June	0	0	0	0	0	0
July	0	0	0	0		
August	0	0	0	0		
September	0	0	0	0		
October	0	0	0	0		
November	0	0	0	0		
December	0	0	0	0		
January	0	0	0	0		
February	0	0	0	1		
March	0	0	0	0		
Fiscal Yr	0	0	0	1	0	



Month/Year	2011/12	2012/13	2013/14	2014/15	2015/16
Fiscal Yr	0	0	0	1	0

Qtr/Year	2011/12	2012/13	2013/14	2014/15	2015/16	Highland
Quarter 1	0	0	0	0	0	0
Quarter 2	0	0	0	0		
Quarter 3	0	0	0	0		
Quarter 4	0	0	0	1		

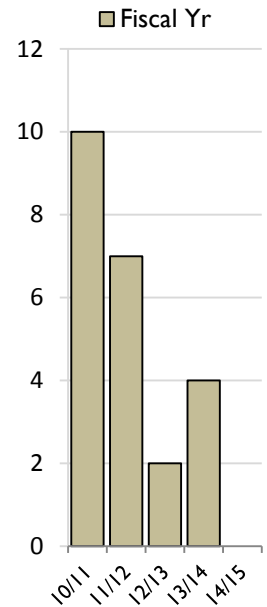


Commentary

The attached tables identify the number of dwelling house fires that have resulted in fire related fatalities over the reporting 5 year period. The Service is committed to reducing this figure to eliminate all events and occurrences that result in a fatality. As identified, partnership working and data sharing supports this key aim and the delivery of targeted life safety advice and information.

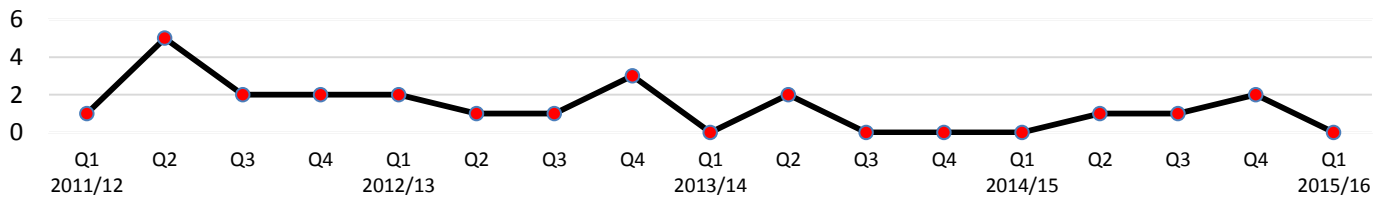
Non-fatal fire casualties (excl. precautionary checkups)

Month/Year	2011/12	2012/13	2013/14	2014/15	2015/16	Highland
April	1	1	0	0	0	0
May	0	1	0	0	0	1
June	0	0	0	0	0	0
July	2	0	1	0		
August	0	1	1	1		
September	3	0	0	0		
October	0	0	0	0		
November	2	0	0	1		
December	0	1	0	0		
January	1	0	0	1		
February	1	2	0	1		
March	0	1	0	0		
Fiscal Yr	10	7	2	4	0	



Month/Year	2011/12	2012/13	2013/14	2014/15	2015/16
Fiscal Yr	10	7	2	4	0

Qtr/Year	2011/12	2012/13	2013/14	2014/15	2015/16	Highland
Quarter 1	1	2	0	0	0	1
Quarter 2	5	1	2	1		
Quarter 3	2	1	0	1		
Quarter 4	2	3	0	2		



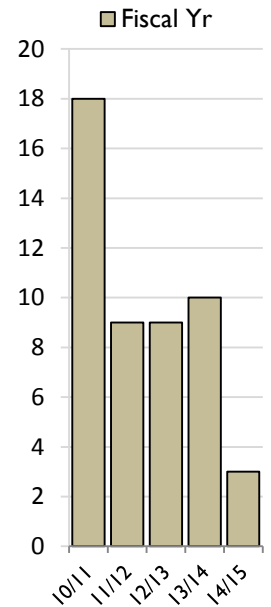
Commentary

The attached tables identify the number of dwelling house fires that have resulted in fire related casualties over the reporting 5 year period. The Service is committed to reducing this figure overall, therefore reducing the impact on the community.

The Service will continue to work hard with partners to reduce the number of casualties.

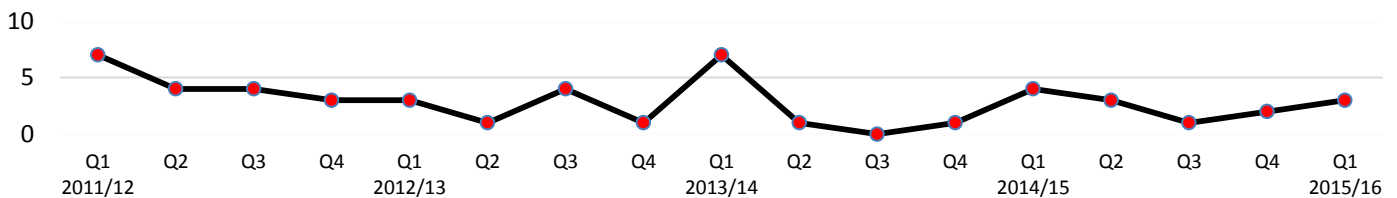
All deliberate fires

Month/Year	2011/12	2012/13	2013/14	2014/15	2015/16	Highland
April	3	1	4	1	0	16
May	4	2	2	2	1	13
June	0	0	1	1	2	17
July	2	1	0	2		
August	0	0	1	1		
September	2	0	0	0		
October	1	0	0	0		
November	3	1	0	1		
December	0	3	0	0		
January	0	1	0	0		
February	1	0	0	2		
March	2	0	1	0		
Fiscal Yr	18	9	9	10	3	



Month/Year	2011/12	2012/13	2013/14	2014/15	2015/16
Fiscal Yr	18	9	9	10	3

Qtr/Year	2011/12	2012/13	2013/14	2014/15	2015/16	Highland
Quarter 1	7	3	7	4	3	46
Quarter 2	4	1	1	3		
Quarter 3	4	4	0	1		
Quarter 4	3	1	1	2		

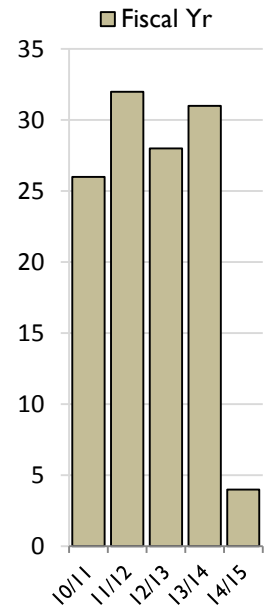


Commentary

Deliberate fires include those as a result of fire related antisocial behaviour (ASB) and wildfires. Analysis of the overall incidents and the periods in when they occur, identify seasonal variations e.g. muirburning season and holiday periods. The Service has introduced a number of fire reduction strategies and thematic action plans targeting these types of incidents. Working in partnership with other key agencies, the Service is working hard to reduce these incidents overall. Examples of which include the promotion of fire reduction through the Safer Highland ASB Group, promoting best practice and partnership working through the Scottish Wildfire Forum (SWF) and targeting key groups ahead of known peak activity periods.

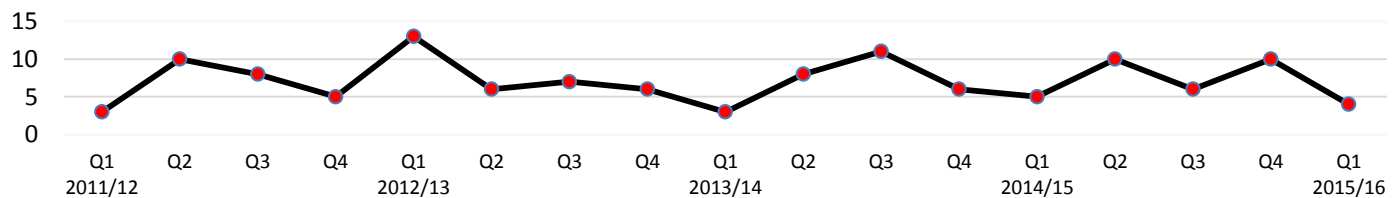
Special Service - RTCs

Month/Year	2011/12	2012/13	2013/14	2014/15	2015/16	Highland
April	0	5	1	1	1	11
May	1	6	2	4	1	17
June	2	2	0	0	2	14
July	1	4	2	1		
August	4	0	4	4		
September	5	2	2	5		
October	3	2	2	0		
November	1	2	3	2		
December	4	3	6	4		
January	4	4	2	5		
February	1	0	3	4		
March	0	2	1	1		
Fiscal Yr	26	32	28	31	4	



Month/Year	2011/12	2012/13	2013/14	2014/15	2015/16
Fiscal Yr	26	32	28	31	4

Qtr/Year	2011/12	2012/13	2013/14	2014/15	2015/16	Highland
Quarter 1	3	13	3	5	4	42
Quarter 2	10	6	8	10		
Quarter 3	8	7	11	6		
Quarter 4	5	6	6	10		



Commentary

Special Service incidents involves an operational response to a range of emergency activities including life critical road traffic collisions, flooding events, industrial accidents and in support of other emergency service colleagues at larger multi-agency non-fire related events.

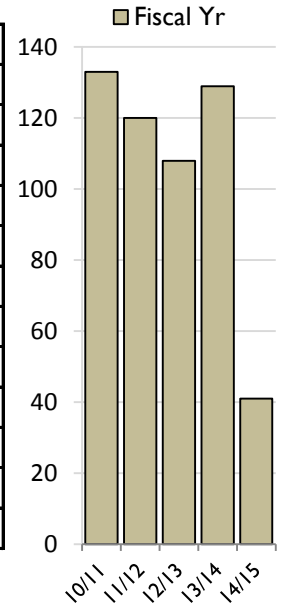
The most common type of special service is as a result of a road traffic collision involving, in most cases, a response from all three emergency services. The Service is working in partnership with other emergency response colleagues and partner agencies through the Safer Highland Road Safety Group to reduce these incidents in the communities of Nairn, Badenoch and Strathspey.

Road safety activities in the area include e.g. Driving Ambition and Safe Highlander, all of which have a focused message of road safety, targeting key groups in the reduction of road related incidents as identified in Scotland's Road Safety Framework to 2020.

<http://www.scotland.gov.uk/Resource/Doc/286643/0087268.pdf>

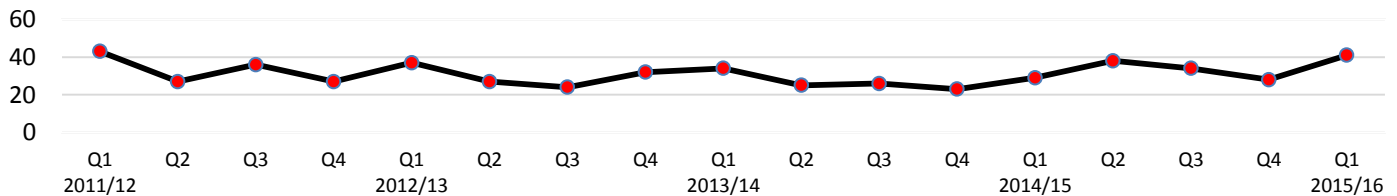
False Alarm - Equipment failure

Month/Year	2011/12	2012/13	2013/14	2014/15	2015/16	Highland
April	14	7	12	10	19	106
May	8	20	13	8	14	107
June	21	10	9	11	8	114
July	18	8	6	17		
August	2	12	7	13		
September	7	7	12	8		
October	13	11	7	12		
November	8	5	9	8		
December	15	8	10	14		
January	8	15	10	11		
February	9	11	4	10		
March	10	6	9	7		
Fiscal Yr	133	120	108	129	41	



Month/Year	2011/12	2012/13	2013/14	2014/15	2015/16
Fiscal Yr	133	120	108	129	41

Qtr/Year	2011/12	2012/13	2013/14	2014/15	2015/16	Highland
Quarter 1	43	37	34	29	41	327
Quarter 2	27	27	25	38		
Quarter 3	36	24	26	34		
Quarter 4	27	32	23	28		



Commentary

The Service responds to a number of false alarms over the reporting year, most of which are unwanted fire alarm signals (UFAS). The number of calls across the area of Nairn, Badenoch and Strathspey has remained relatively constant on the previous year's figures.

A new policy was implemented on 1st December 2014 requiring SFRS personnel to work closely with duty holders in order to reduce the number of UFAS events.

Station Availability

Station	Availability as at June 2014 %	Staff
Aviemore	88	13
Carrbridge (CRU)	n/a	10
Grantown – 1 st Appliance	98	17
Grantown – 2 nd Appliance	80	
Kingussie	98	11
Nairn – 1 st Appliance	84	22
Nairn – 2 nd Appliance	33	
Nethybridge (CRU)	n/a	6
Newtonmore (CRU)	n/a	9
Nairn, Badenoch and Strathspey Area Committee Totals		88

Commentary

The table shows the current staffing levels on stations and total availability that these individuals have been available for calls, and how this affects the availability of the station's fire appliances.

The Service works closely with employers and RDS staff to support an improvement in availability. However, we recognise the challenges faced by RDS staff when combining primary employment and their operational availability across the communities in Highland area.

The Service is actively recruiting in a number of communities to improve station and fire appliance availability this will include recruiting for the CRU Stations locally.