

Agenda Item	6
Report No	LA/21/17

HIGHLAND COUNCIL

Committee: Lochaber Area Committee
Date: 4 October 2017
Report Title: Scottish Fire and Rescue Area Committee Performance Report
Report By: Local Senior Officer for Highland

1. Purpose/Executive Summary

- 1.1 This report provides an update to Lochaber Area Committee Members on progress against the priorities outlined in the Scottish Fire and Rescue Service Area Committee Plan for Lochaber 2016-2017.
- 1.2 Priority areas are identified through a range of Intervention, Prevention and Protection activities which are delivered through partnership to reduce the risk to the communities of Lochaber.
- 1.3 The report also contains previously agreed information and performance as requested by Area Committees.

2. Recommendations

- 2.1 Committee Members are invited to **comment** and **scrutinise** the attached Area Performance Report.

3. Lochaber Area Committee Performance Report

- 3.1 The attached performance report provides the current figures for Quarter 1 of 2017 and from the previous four reporting years from the central Scottish Fire and Rescue Service (SFRS) performance management database against the key indicators and timelines from previous reports.
- 3.2 In achieving the priorities within the Area Plan for Lochaber 2016 - 2017 a number of prevention activities are being progressed including; the delivery of free home fire safety visits (HFSV) through our operational RDS Staff and Community Safety Advocates (CSA), post domestic incident response (PDIR) both aimed at reducing dwelling house fires. Also supporting the partnership delivered road safety programmes, Driving Ambition and the reduction of fire-related antisocial behaviour through targeted youth engagement activities and thematic action plans. The continued application of the Unwanted Fire Alarm Signals (UFAS) Policy provides a means of targeting premises that the Service attends repeatedly and by engagement reduce the number of calls. In addition our local District Manager has been proactive in co-ordinating a local

multi-agency road safety initiative in Lochaber with the aim of reducing Road Traffic Collisions (RTCs).

- 3.3 It must be emphasised that the baseline figures for some of the indicators within the report are very low and this can make meaningful statistical analysis challenging. The low figures can also make it inappropriate to provide detailed data analysis which could compromise personal information.
- 3.4 The performance report shows that Fire Fatalities, Fire Casualties and Deliberate Fires remain consistent when compared to previous years. Special Service RTCs showed a spike of incidents in the past quarter but total incidents remain low for the Lochaber Area in comparison to the Highland total.
False Alarm UFAS incidents remain consistent with previous years but showing a slight increase in activity for the month of May 2017.
The number of accidental dwelling fires in Lochaber has fallen on the previous quarter to 4 for quarter one. Lochaber personnel will continue to work in partnership with the clear aim of trying to eliminate or reduce these types of incidents through our preventative work.

Designation: Local Senior Officer for Highland

Date: 20th September 2017

Author: Group Manager Fraser Nixon

Background Papers: Highland – Lochaber Area Committee - Performance Report



SCOTTISH
FIRE AND RESCUE SERVICE

Working together for a safer Scotland

Highland

Lochaber Area Committee

Performance Report



DISCLAIMER

The figures included in this report are provisional and subject to change as a result of quality assurance and review. The statistics quoted are internal management information published in the interests of transparency and openness.

The Scottish government publishes Official Statistics each year which allow for comparisons to be made over longer periods of time.

ID	Key Performance Indicator (KPI)	Pg
2bi	All accidental dwelling fires	3
3bi	All fatal accidental dwell. fire casualties	4
3bii	Non-fatal accidental dwell. fire casualties (excl. precautionary checkups)	5
1a	All deliberate fires	6
5a	Special Service - RTCs	7
10d	False Alarm - UFAS	8
	Station Availability	9

Commentary

The key performance indicators (KPIs) above have been extracted from the suite of KPIs contained within the Scottish Fire and Rescue Framework Document 2013.

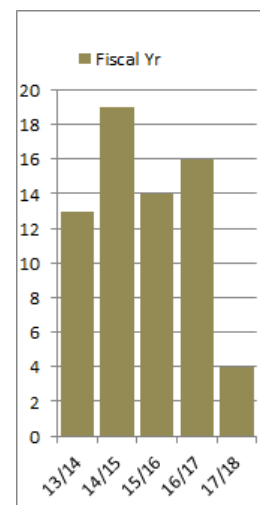
<http://www.scotland.gov.uk/Resource/0041/00416181.pdf>

The KPIs above also represent the main priority areas for the Scottish Fire and Rescue Service, identified by elected members and communities during the ward consultation sessions in 2013 and throughout 2015.

- Reducing accidental dwelling house fires and the resultant fatalities and casualties
- Reducing deliberate fires
- Reducing road traffic collisions
- Reducing the number of attendances to unwanted fire alarm signals (false alarms)

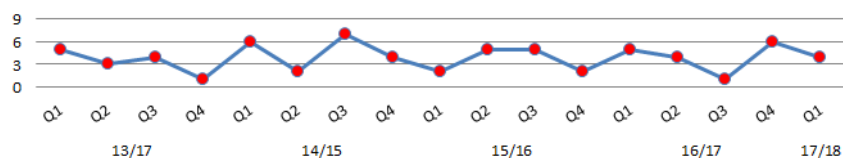
All accidental dwelling fires

Month/Year	2013/14	2014/15	2015/16	2016/17	2017/18	Highland
April	2	4	0	2	2	15
May	2	1	2	2	0	9
June	1	1	0	1	2	10
July	0	1	1	1		
August	1	0	1	1		
September	2	1	3	2		
October	2	4	2	0		
November	1	0	3	0		
December	1	3	0	1		
January	0	2	0	4		
February	1	1	1	0		
March	0	1	1	2		
Fiscal Yr	13	19	14	16	4	34



Month/Year	2013/14	2014/15	2015/16	2016/17	2017/18
Fiscal Yr	13	19	14	16	4

Qtr/Year	2013/14	2014/15	2015/16	2016/17	2017/18	Highland
Quarter 1	5	6	2	5	4	34
Quarter 2	3	2	5	4		
Quarter 3	4	7	5	1		
Quarter 4	1	4	2	6		



Commentary

The tables above represent the number of accidental dwelling house fires that occurred within the Local Committee boundary. Tolerances are set in context of the number of previous incidents by reporting month and, where there has been an increase in overall incidents, the colour coding is identified with the application of the red, amber and green (RAG) system.


Trend lines also identify the number of incidents over the reporting 5 year period, both by month and by reporting quarter.

The Service works closely with partner agencies and communities to reduce the number of accidental dwelling house fires through the delivery of targeted Home Fire Safety Visits (HFSVs) and the installation of free smoke and heat detectors. Supporting the targeted delivery, partner agencies routinely share data identifying residents that would benefit from this free service, aiming to reduce the risk of fire and harm to householders and their property.

Post Domestic Incident Response (PDIR) is undertaken after every incident as a means of generating HFSVs and raising fire safety awareness in the community.

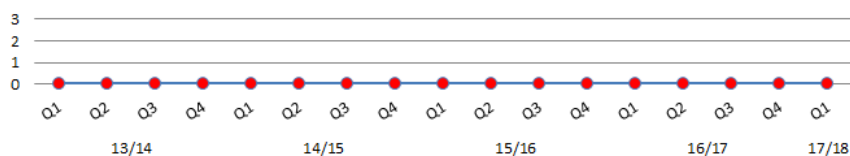
All fatal accidental dwell. fire casualties

Month/Year	2013/14	2014/15	2015/16	2016/17	2017/18	Highland
April	0	0	0	0	0	0
May	0	0	0	0	0	0
June	0	0	0	0	0	0
July	0	0	0	0		
August	0	0	0	0		
September	0	0	0	0		
October	0	0	0	0		
November	0	0	0	0		
December	0	0	0	0		
January	0	0	0	0		
February	0	0	0	0		
March	0	0	0	0		
Fiscal Yr	0	0	0	0	0	0



Month/Year	2013/14	2014/15	2015/16	2016/17	2017/18
Fiscal Yr	0	0	0	0	0

Qtr/Year	2013/14	2014/15	2015/16	2016/17	2017/18	Highland
Quarter 1	0	0	0	0	0	0
Quarter 2	0	0	0	0	0	0
Quarter 3	0	0	0	0	0	0
Quarter 4	0	0	0	0	0	0

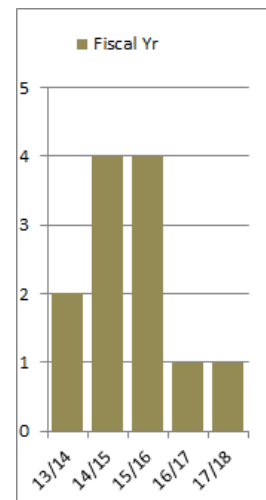


Commentary

The attached tables identify the number of dwelling house fires that have resulted in fire related fatalities over the reporting 5 year period. The Service is committed to reducing this figure to eliminate all events and occurrences that result in a fatality. As identified, partnership working and data sharing supports this key aim and the delivery of targeted life safety advice and information.

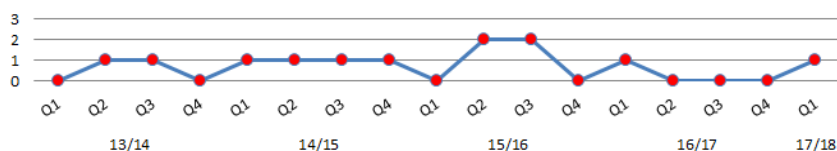
Non-fatal accidental dwell. fire casualties (excl. precautionary checkups)

Month/Year	2013/14	2014/15	2015/16	2016/17	2017/18	Highland
April	0	0	0	1	1	7
May	0	1	0	0	0	1
June	0	0	0	0	0	1
July	0	1	0	0		
August	0	0	1	0		
September	1	0	1	0		
October	0	1	0	0		
November	0	0	2	0		
December	1	0	0	0		
January	0	0	0	0		
February	0	1	0	0		
March	0	0	0	0		
Fiscal Yr	2	4	4	1	1	9



Month/Year	2013/14	2014/15	2015/16	2016/17	2017/18
Fiscal Yr	2	4	4	1	1

Qtr/Year	2013/14	2014/15	2015/16	2016/17	2017/18	Highland
Quarter 1	0	1	0	1	1	9
Quarter 2	1	1	2	0	0	0
Quarter 3	1	1	2	0	0	7
Quarter 4	0	1	0	0	0	8



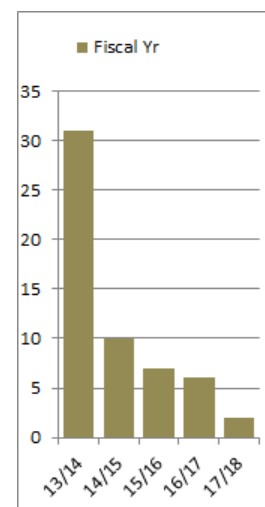
Commentary

The attached tables identify the number of dwelling house fires that have resulted in fire related casualties over the report 5 year period. The Service is committed to reducing this figure overall, therefore reducing the impact on the community.

The Service will continue to work with partners to reduce the number of casualties.

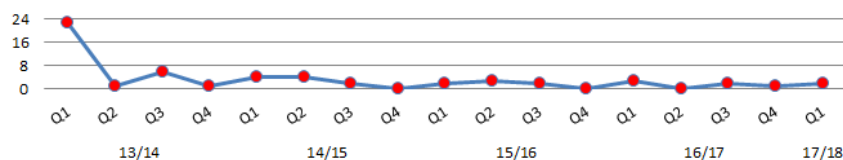
All deliberate fires

Month/Year	2013/14	2014/15	2015/16	2016/17	2017/18	Highland
April	15	1	1	0	1	20
May	2	1	1	1	1	22
June	6	2	0	2	0	14
July	0	3	1	0		
August	1	0	2	0		
September	0	1	0	0		
October	2	1	2	2		
November	3	0	0	0		
December	1	1	0	0		
January	0	0	0	1		
February	0	0	0	0		
March	1	0	0	0		
Fiscal Yr	31	10	7	6	2	56



Month/Year	2013/14	2014/15	2015/16	2016/17	2017/18
Fiscal Yr	31	10	7	6	2

Qtr/Year	2013/14	2014/15	2015/16	2016/17	2017/18	Highland
Quarter 1	23	4	2	3	2	56
Quarter 2	1	4	3	0	0	0
Quarter 3	6	2	2	2	0	0
Quarter 4	1	0	0	1	0	0

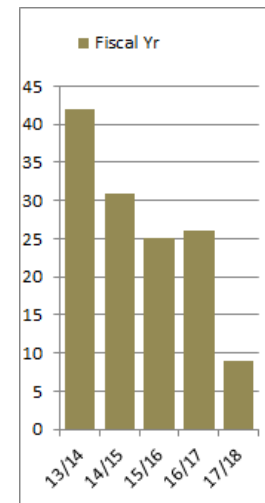


Commentary

Deliberate fires include those as a result of fire related antisocial behaviour (ASB) and wildfires. Analysis of the overall incidents and the periods in which they occur, identify seasonal variations, e.g. muirburning season and holiday periods. The Service has introduced a number of fire reduction strategies and thematic action plans targeting these types of incidents. Working in partnership with other key agencies, the Service is working hard to reduce these incidents overall. Examples of which include the promotion of fire reduction through the Safer Highland ASB Group, promoting best practice and partnership working through the Scottish Wildfire Forum (SWF) and targeting key groups ahead of known peak activity periods.

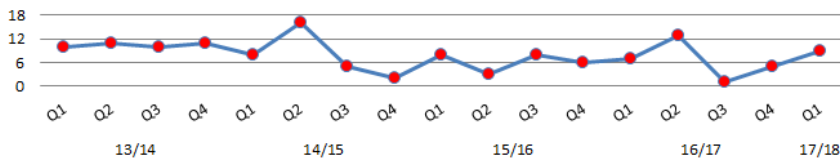
Special Services - RTCs

Month/Year	2013/14	2014/15	2015/16	2016/17	2017/18	Highland
April	1	2	2	3	2	18
May	4	1	4	2	1	9
June	5	5	2	2	6	18
July	4	9	1	5		
August	4	5	1	5		
September	3	2	1	3		
October	5	1	3	1		
November	1	3	4	0		
December	4	1	1	0		
January	4	1	1	2		
February	3	1	4	0		
March	4	0	1	3		
Fiscal Yr	42	31	25	26	9	45



Month/Year	2013/14	2014/15	2015/16	2016/17	2017/18
Fiscal Yr	42	31	25	26	9

Qtr/Year	2013/14	2014/15	2015/16	2016/17	2017/18	Highland
Quarter 1	10	8	8	7	9	45
Quarter 2	11	16	3	13	0	0
Quarter 3	10	5	8	1	0	0
Quarter 4	11	2	6	5	0	0



Commentary

Special Service incidents involves an operational response to a range of emergency activities including life critical road traffic collisions, flooding events, industrial accidents and in support of other emergency service colleagues at larger multi-agency non-fire related events.

The most common type of special service is as a result of a road traffic collision involving, in most cases, a response from all three emergency services. The Service is working in partnership with other emergency response colleagues and partner agencies through the Highland Road Safety Group to reduce these incidents in the community of Lochaber.

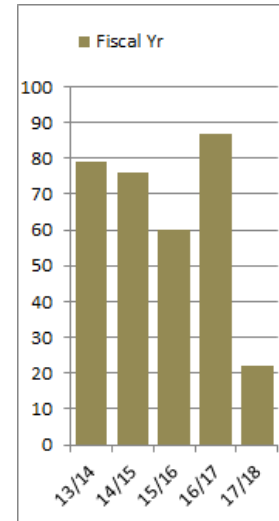
Our local District Manager has co-ordinated local road safety events across Lochaber culminating in a multi-agency event in Fort William in August. All of this proactive activity is targeting RTC incidents to help us prevent future accidents and subsequent casualties.

Road safety activities in the area include e.g. Driving Ambition and Safe Highlander, all of which have a focused message of road safety, targeting key groups in the reduction of road related incidents as identified in Scotland's Road Safety Framework to 2020.

<http://www.scotland.gov.uk/Resource/Doc/286643/0087268.pdf>

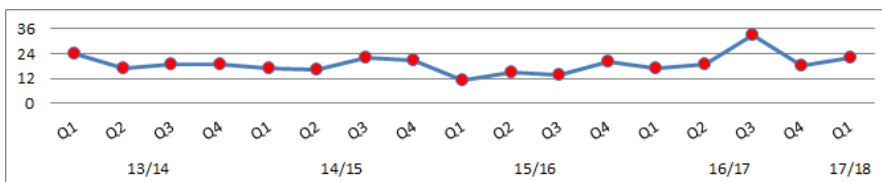
False Alarm – UFAS

Month/Year	2013/14	2014/15	2015/16	2016/17	2017/18	Highland
April	6	6	2	6	5	73
May	11	5	3	4	12	107
June	7	6	6	7	5	99
July	4	4	3	13		
August	8	9	4	4		
September	5	3	8	2		
October	9	9	2	10		
November	6	3	7	8		
December	4	10	5	15		
January	4	8	6	5		
February	5	8	9	5		
March	10	5	5	8		
Fiscal Yr	79	76	60	87	22	279



Month/Year	2013/14	2014/15	2015/16	2016/17	2017/18
Fiscal Yr	79	76	60	87	22

Qtr/Year	2013/14	2014/15	2015/16	2016/17	2017/18	Highland
Quarter 1	24	17	11	17	22	279
Quarter 2	17	16	15	19	0	0
Quarter 3	19	22	14	33	0	0
Quarter 4	19	21	20	18	0	0



Commentary

The Service responds to a number of false alarms over the reporting year, most of which are unwanted fire alarm signals (UFAS). The number of calls across the area of Lochaber has been consistent when analysing like for like periods over the last 5 year reporting periods.

A new policy has been implemented which requires SFRS personnel to work closely with duty holders in order to reduce the number of UFAS events.

Station Availability

Station	Availability %	Male	Female	Staff
Acharacle	80%	7	0	7
Fort William - 1st Appliance	100%	22	0	22
Fort William - 2nd Appliance	94%			
Kilchoan	72%	7	2	9
Kinlochleven - 1st Appliance	83%	9	1	10
Kinlochleven - 2nd Appliance	23%			
Lochaline	90%	4	5	9
Mallaig	85%	9	0	9
Muck (CRU)	N/A	3	2	5
Spean Bridge (CRU)	N/A	8	0	8
Strontian	68%	5	1	6
Lochaber Area Committee Totals		74	11	85

Commentary

The table shows the current staffing levels on stations and total availability that these individuals have been available for calls, and how this affects the availability of the station's fire appliances.

The Service works closely with employers and RDS staff to support an improvement in availability. However, we recognise the challenges faced by RDS staff when combining primary employment and their operational availability across the communities in Highland area.

The Service is actively recruiting in a number of communities to improve station and fire appliance availability.