

HIGHLAND COUNCIL

Committee: Skye and Raasay Committee
Date: 11 December 2017
Report Title: Scottish Fire and Rescue Area Committee Performance Report
Report By: Local Senior Officer for Highland

1. Purpose/Executive Summary

- 1.1 This report provides an update to Skye and Raasay Committee Members on progress against the priorities outlined in the Scottish Fire and Rescue Service Area Committee Plan for Skye and Raasay 2016-2017.
- 1.2 Priority areas are identified through a range of Intervention, Prevention and Protection activities which are delivered through partnership to reduce the risk to the communities of Skye and Raasay.
- 1.3 The report also contains previously agreed information and performance as requested by Area Committees.

2. Recommendations

- 2.1 Committee Members are invited to **comment** and **scrutinise** the attached Area Performance Report.

3. Skye and Raasay Committee Performance Report

- 3.1 The attached performance report provides the current figures for Quarters 1 and 2 of 2017 and from the previous four reporting years from the central Scottish Fire and Rescue Service (SFRS) performance management database against the key indicators and timelines from previous reports.
- 3.2 In achieving the priorities within the Area Plan for Skye and Raasay 2016 - 2017 a number of prevention activities are being progressed including; the delivery of free home fire safety visits (HFSV) through our operational RDS Staff and supported by Community Safety Advocates (CSA), post domestic incident response (PDIR) both aimed at reducing dwelling house fires. Also supporting the partnership delivered road safety programmes, Driving Ambition and the reduction of fire-related antisocial behaviour through targeted youth engagement activities and thematic action plans. The continued application of the Unwanted Fire Alarm Signals (UFAS) Policy provides a means of targeting premises that the Service attends repeatedly and by engagement reduce the number of calls.

- 3.3 It must be emphasised that the baseline figures for some of the indicators within the report are very low and this can make meaningful statistical analysis challenging. The low figures can also make it inappropriate to provide detailed data analysis which could compromise personal information.
- 3.4 The performance report shows that Accidental Dwelling Fires, Fire Fatalities, and Deliberate Fires remain consistent when compared to previous years. Special Service RTCs showed a spike of incidents in September but total incidents remain low for the Skye and Raasay Area in comparison to the Highland total.

The number of accidental dwelling fires in Skye and Raasay remains consistent with previous years with the overall numbers remaining low. Skye and Raasay personnel will continue to work in partnership with the clear aim of trying to eliminate or reduce these types of incidents through our preventative work.

False Alarm UFAS incidents remain consistent with previous years but show a slight increase in activity for the months of May and June when compared to the previous year.

Designation: Local Senior Officer for Highland

Date: 24th November 2017

Author: Group Manager Fraser Nixon

Background Papers: Highland – Skye and Raasay Committee - Performance Report



SCOTTISH
FIRE AND RESCUE SERVICE

Working together for a safer Scotland

Highland

Isle of Skye and Raasay Local Committee Performance Report



DISCLAIMER

The figures included in this report are provisional and subject to change as a result of quality assurance and review. The statistics quoted are internal management information published in the interests of transparency and openness.

The Scottish government publishes Official Statistics each year which allow for comparisons to be made over longer periods of time.

ID	Key Performance Indicator (KPI)	Pg
2bi	All accidental dwelling fires	3
3bi	All fatal accidental dwell. fire casualties	4
3bii	Non-fatal accidental dwell. fire casualties (excl. precautionary checkups)	5
1a	All deliberate fires	6
5a	Special Service - RTCs	7
10d	False Alarm - UFAS	8
	Station Availability	9

Commentary

The key performance indicators (KPIs) above have been extracted from the suite of KPIs contained within the Scottish Fire and Rescue Framework Document 2013.

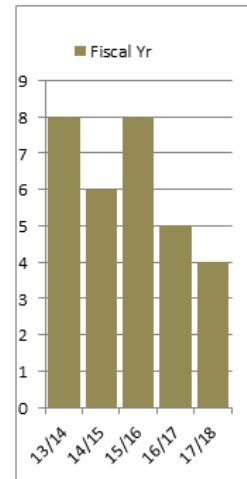
<http://www.scotland.gov.uk/Resource/0041/00416181.pdf>

The KPIs above also represent the main priority areas for the Scottish Fire and Rescue Service, identified by elected members and communities during the ward consultation sessions in 2013 and throughout 2015.

- Reducing accidental dwelling house fires and the resultant fatalities and casualties
- Reducing deliberate fires
- Reducing road traffic collisions
- Reducing the number of attendances to unwanted fire alarm signals (false alarms)

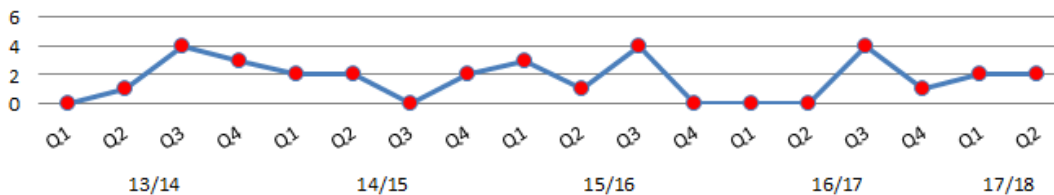
All accidental dwelling fires

Month/Year	2013/14	2014/15	2015/16	2016/17	2017/18	Highland
April	0	1	2	0	0	15
May	0	1	0	0	1	9
June	0	0	1	0	1	11
July	0	1	0	0	1	11
August	0	0	0	0	0	14
September	1	1	1	0	1	11
October	0	0	0	2		
November	2	0	0	1		
December	2	0	4	1		
January	3	0	0	0		
February	0	0	0	1		
March	0	2	0	0		
Fiscal Yr	8	6	8	5	4	71



Month/Year	2013/14	2014/15	2015/16	2016/17	2017/18
Fiscal Yr	8	6	8	5	4

Qtr/Year	2013/14	2014/15	2015/16	2016/17	2017/18	Highland
Quarter 1	0	2	3	0	2	35
Quarter 2	1	2	1	0	2	36
Quarter 3	4	0	4	4		
Quarter 4	3	2	0	1		



Commentary

The tables above represent the number of accidental dwelling house fires that occurred within the Local Committee boundary. Tolerances are set in context of the number of previous incidents by reporting month and, where there has been an increase in overall incidents, the colour coding is identified with the application of the red, amber and green (RAG) system.

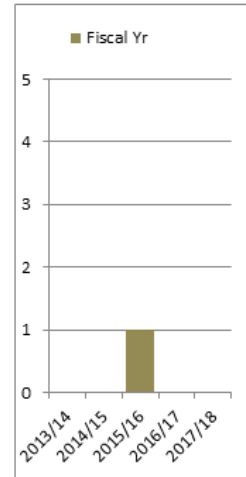
Trend lines also identify the number of incidents over the reporting 5 year period, both by month and by reporting quarter.

The Service works closely with partner agencies and communities to reduce the number of accidental dwelling house fires through the delivery of targeted Home Fire Safety Visits (HFSVs) and the installation of free smoke and heat detectors. Supporting the targeted delivery, partner agencies routinely share data identifying residents that would benefit from this free service, aiming to reduce the risk of fire and harm to householders and their property.

Post Domestic Incident Response (PDIR) is undertaken after every incident as a means of generating HFSVs, and raising fire safety awareness in the community.

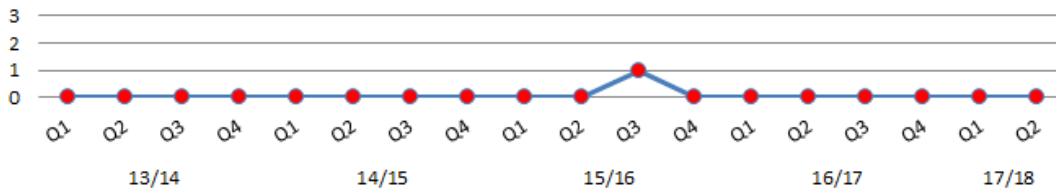
All fatal accidental dwell. fire casualties

Month/Year	2013/14	2014/15	2015/16	2016/17	2017/18	Highland
April	0	0	0	0	0	0
May	0	0	0	0	0	0
June	0	0	0	0	0	0
July	0	0	0	0	0	0
August	0	0	0	0	0	0
September	0	0	0	0	0	1
October	0	0	0	0		
November	0	0	0	0		
December	0	0	1	0		
January	0	0	0	0		
February	0	0	0	0		
March	0	0	0	0		
Fiscal Yr	0	0	1	0	0	1



Month/Year	2013/14	2014/15	2015/16	2016/17	2017/18
Fiscal Yr	0	0	1	0	0

Qtr/Year	2013/14	2014/15	2015/16	2016/17	2017/18	Highland
Quarter 1	0	0	0	0	0	0
Quarter 2	0	0	0	0	0	1
Quarter 3	0	0	1	0		
Quarter 4	0	0	0	0		



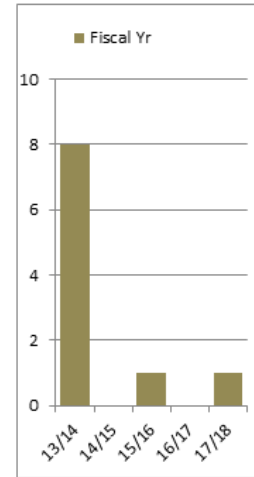
Commentary

The attached tables identify the number of dwelling house fires that have resulted in fire related fatalities over the reporting 5 year period. The Service is committed to reducing this figure to eliminate all events and occurrences that result in a fatality. As identified, partnership working and data sharing supports this key aim and the delivery of targeted life safety advice and information.

The year to date shows no accidental dwelling fire fatalities for the reporting period.

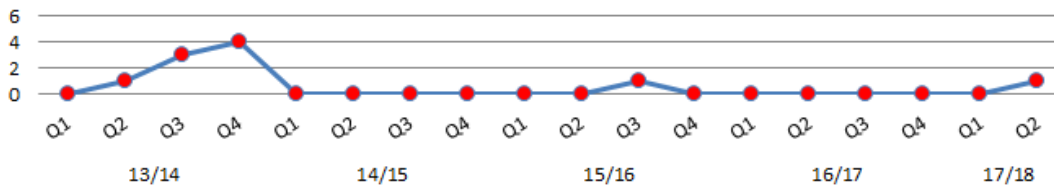
Non-fatal fire casualties (excl. precautionary checkups)

Month/Year	2013/14	2014/15	2015/16	2016/17	2017/18	Highland
April	0	0	0	0	0	7
May	0	0	0	0	0	1
June	0	0	0	0	0	3
July	0	0	0	0	0	0
August	0	0	0	0	0	1
September	1	0	0	0	1	2
October	0	0	0	0		
November	1	0	0	0		
December	2	0	1	0		
January	4	0	0	0		
February	0	0	0	0		
March	0	0	0	0		
Fiscal Yr	8	0	1	0	1	14



Month/Year	2013/14	2014/15	2015/16	2016/17	2017/18
Fiscal Yr	8	0	1	0	1

Qtr/Year	2013/14	2014/15	2015/16	2016/17	2017/18	Highland
Quarter 1	0	0	0	0	0	11
Quarter 2	1	0	0	0	1	3
Quarter 3	3	0	1	0		
Quarter 4	4	0	0	0		



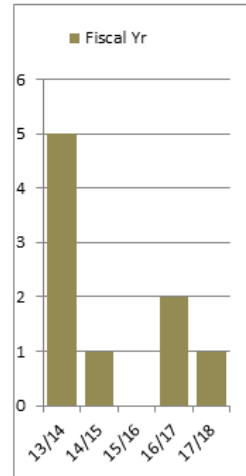
Commentary

The attached tables identify the number of dwelling house fires that have resulted in fire related casualties over the reporting 5 year period. The Service is committed to reducing this figure overall, therefore reducing the impact on the community.

The figures show only one accidental dwelling fire casualties to date however, the Service will continue to work with partners to continue to reduce the number of casualties.

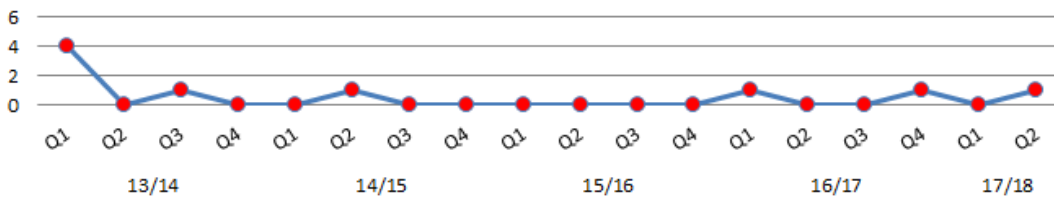
All deliberate fires

Month/Year	2013/14	2014/15	2015/16	2016/17	2017/18	Highland
April	3	0	0	1	0	20
May	1	0	0	0	0	22
June	0	0	0	0	0	14
July	0	0	0	0	0	18
August	0	0	0	0	1	12
September	0	1	0	0	0	10
October	0	0	0	0		
November	0	0	0	0		
December	1	0	0	0		
January	0	0	0	0		
February	0	0	0	0		
March	0	0	0	1		
Fiscal Yr	5	1	0	2	1	96



Month/Year	2013/14	2014/15	2015/16	2016/17	2017/18
Fiscal Yr	5	1	0	2	1

Qtr/Year	2013/14	2014/15	2015/16	2016/17	2017/18	Highland
Quarter 1	4	0	0	1	0	56
Quarter 2	0	1	0	0	1	40
Quarter 3	1	0	0	0		
Quarter 4	0	0	0	1		



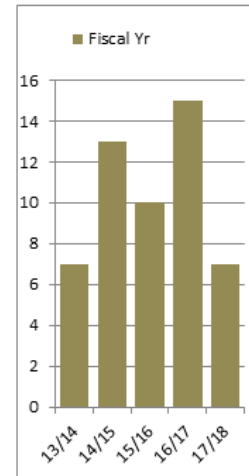
Commentary

Deliberate fires include those as a result of fire related antisocial behaviour (ASB) and wildfires. Analysis of the overall incidents and the periods in when they occur, identify seasonal variations e.g. muirburning season and holiday periods. The Service has introduced a number of fire reduction strategies and thematic action plans targeting these types of incidents. Working in partnership with other key agencies, the Service is working hard to reduce these incidents overall. Examples of which include the promotion of fire reduction through the Safer Highland ASB Group, promoting best practice and partnership working through the Scottish Wildfire Forum (SWF) and targeting key groups ahead of known peak activity periods.

The figures for deliberate fires show only one incident of this type to date for the area.

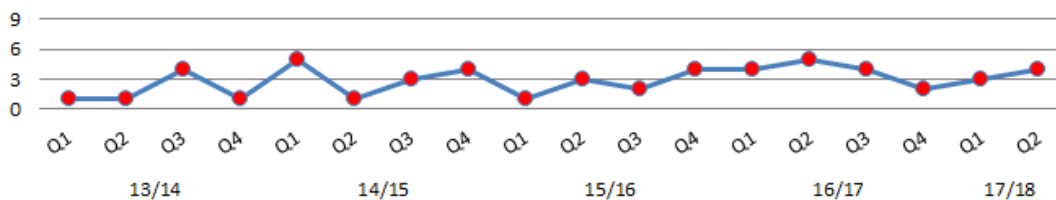
Special Service - RTCs

Month/Year	2013/14	2014/15	2015/16	2016/17	2017/18	Highland
April	0	1	0	0	1	18
May	0	4	0	2	1	9
June	1	0	1	2	1	18
July	1	1	1	3	1	25
August	0	0	1	2	0	22
September	0	0	1	0	3	12
October	0	0	0	1		
November	2	0	2	1		
December	2	3	0	2		
January	0	0	2	0		
February	0	1	2	1		
March	1	3	0	1		
Fiscal Yr	7	13	10	15	7	104



Month/Year	2013/14	2014/15	2015/16	2016/17	2017/18
Fiscal Yr	7	13	10	15	7

Qtr/Year	2013/14	2014/15	2015/16	2016/17	2017/18	Highland
Quarter 1	1	5	1	4	3	45
Quarter 2	1	1	3	5	4	59
Quarter 3	4	3	2	4		
Quarter 4	1	4	4	2		



Commentary

Special Service incidents involves an operational response to a range of emergency activities including life critical road traffic collisions, flooding events, industrial accidents and in support of other emergency service colleagues at larger multi-agency non-fire related events.

The most common type of special service is as a result of a road traffic collision involving, in most cases, a response from all three emergency services. The Service is working in partnership with other emergency response colleagues and partner agencies through the Highland Road Safety Group to reduce these incidents in the communities of Skye and Raasay.

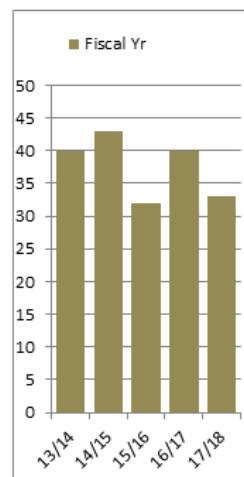
The number of incidents of this type have shown a slight decrease in activity but when compared across the total number for the Highland area they remain low in number.

Road safety activities in the area include e.g. Driving Ambition and Safe Highlander, all of which have a focused message of road safety, targeting key groups in the reduction of road related incidents as identified in Scotland's Road Safety Framework to 2020.

<http://www.scotland.gov.uk/Resource/Doc/286643/0087268.pdf>

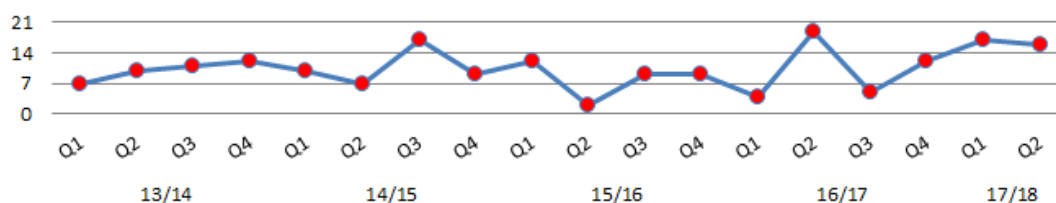
False Alarm - UFAS

Month/Year	2013/14	2014/15	2015/16	2016/17	2017/18	Highland
April	3	2	5	2	3	73
May	1	4	2	1	7	107
June	3	4	5	1	7	99
July	5	1	1	5	3	124
August	3	3	0	6	7	96
September	2	3	1	8	6	79
October	1	4	6	2		
November	5	5	2	1		
December	5	8	1	2		
January	4	4	3	2		
February	3	2	3	4		
March	5	3	3	6		
Fiscal Yr	40	43	32	40	33	578



Month/Year	2013/14	2014/15	2015/16	2016/17	2017/18
Fiscal Yr	40	43	32	40	33

Qtr/Year	2013/14	2014/15	2015/16	2016/17	2017/18	Highland
Quarter 1	7	10	12	4	17	279
Quarter 2	10	7	2	19	16	299
Quarter 3	11	17	9	5		
Quarter 4	12	9	9	12		



Commentary

The Service responds to a number of false alarms over the reporting year, most of which are unwanted fire alarm signals (UFAS). The number of calls across the areas of Skye and Raasay have been consistent over the last 5 year reporting periods and remain low in number when compared to the wider Highland area.

A new policy was implemented on the 1st of December 2014 which requires SFRS personnel to work closely with duty holders in order to reduce the number of UFAS events. SFRS personnel will continue to do this to focus on driving these numbers down further.

Station Availability

Station	Availability %	Male	Female	Staff
Broadford	86%	8	1	9
Dunvegan	50%	7	0	7
Portree	100%	10	0	10
Raasay	69%	7	0	7
Staffin	94%	10	0	10
Uig	67%	7	0	7
Isle of Skye and Raasay Committee Totals		49	1	50

Commentary

The table shows the current staffing levels on stations and total availability that these individuals have been available for calls, and how this affects the availability of the station's fire appliances.

The Service works closely with employers and RDS staff to support an improvement in availability. However, we recognise the challenges faced by RDS staff when combining primary employment and their operational availability across the communities in Highland area.

The Service is actively recruiting in a number of communities to improve station and fire appliance availability.