



**SCOTTISH**  
**FIRE AND RESCUE SERVICE**

Working together for a safer Scotland

## Highland

### Sutherland County Committee

### Performance Report

### Quarter 3 – October – December 2020



#### DISCLAIMER

The figures included in this report are provisional and subject to change as a result of quality assurance and review. The statistics quoted are internal management information published in the interests of transparency and openness.

The Scottish government publishes Official Statistics each year which allow for comparisons to be made over longer periods of time.

ID	Key Performance Indicator (KPI)	Pg
2bi	All accidental dwelling fires	3
3bi	All fatal accidental dwelling fire casualties	4
3bii	Non-fatal accidental dwelling fire casualties (excl. precautionary checkups)	5
1a	All deliberate fires	6
5a	Special Service – RTCs	7
10d	False Alarm – UFAS	8
	Station Availability	9

## Commentary

The key performance indicators (KPIs) above have been extracted from the suite of KPIs contained within the Scottish Fire and Rescue Framework Document 2013.

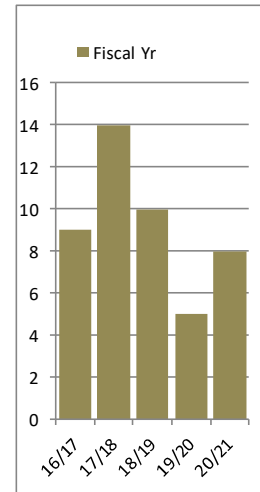
<http://www.scotland.gov.uk/Resource/0041/00416181.pdf>

The KPIs above also represent the main priority areas for the Scottish Fire and Rescue Service, identified by elected members and communities during the ward consultation sessions in 2013 as;

- Reducing accidental dwelling house fires and the resultant fatalities and casualties
- Reducing deliberate fires
- Reducing road traffic collisions
- Reducing the number of attendances to unwanted fire alarm signals (false alarms)

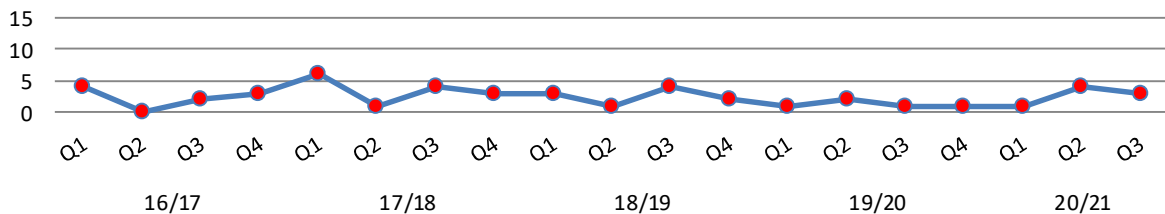
# All accidental dwelling fires

Month/Year	2016/17	2017/18	2018/19	2019/20	2020/21	Highland
April	1	3	1	1	0	6
May	2	1	0	0	1	16
June	1	2	2	0	0	5
July	0	0	0	1	1	7
August	0	1	1	1	0	6
September	0	0	0	0	3	14
October	0	1	0	0	1	12
November	1	2	2	1	1	11
December	1	1	2	0	1	11
January	0	2	0	0		
February	0	1	0	1		
March	3	0	2	0		
<b>Fiscal Yr</b>	9	14	10	5	8	88



Month/Year	2016/17	2017/18	2018/19	2019/20	2020/21
<b>Fiscal Yr</b>	9	14	10	5	8

Qtr/Year	2016/17	2017/18	2018/19	2019/20	2020/21	Highland
Quarter 1	4	6	3	1	1	27
Quarter 2	0	1	1	2	4	27
Quarter 3	2	4	4	1	3	34
Quarter 4	3	3	2	1		



## Commentary

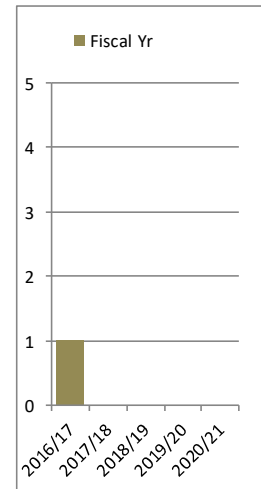
The tables above represent the number of accidental dwelling house fires that occurred within the Area Committee boundary. Tolerances are set in context of the number of previous incidents by reporting month and, where there has been an increase in overall incidents, the colour coding is identified with the application of the red, amber and green (RAG) system.

Trend lines also identify the number of incidents over the reporting 5 year period, both by month and by reporting quarter.

The impact of the CoVid-19 lockdown on domestic property fires has not materialised in Sutherland with a positive outcome in the early part of the phase 1 response and continuing through into the current Scottish Government lockdown restrictions. Significant work has been undertaken to ensure those at the highest risk still have access to help and support from Community Safety Advocates and fire and rescue service personnel locally.

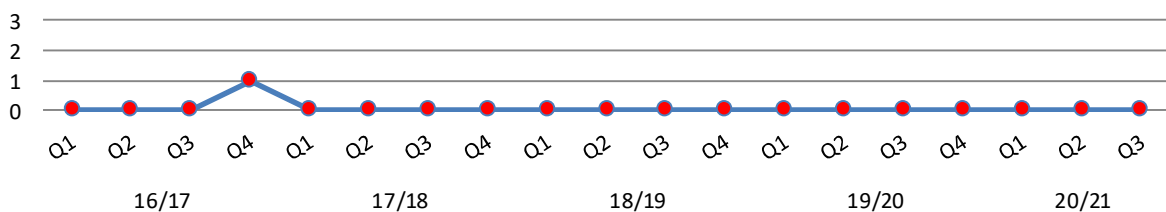
## All fatal accidental dwelling fire casualties

Month/Year	2016/17	2017/18	2018/19	2019/20	2020/21	Highland
April	0	0	0	0	0	0
May	0	0	0	0	0	0
June	0	0	0	0	0	0
July	0	0	0	0	0	0
August	0	0	0	0	0	0
September	0	0	0	0	0	0
October	0	0	0	0	0	0
November	0	0	0	0	0	0
December	0	0	0	0	0	0
January	0	0	0	0		
February	0	0	0	0		
March	1	0	0	0		
<b>Fiscal Yr</b>	1	0	0	0	0	0



Month/Year	2016/17	2017/18	2018/19	2019/20	2020/21
<b>Fiscal Yr</b>	1	0	0	0	0

Qtr/Year	2016/17	2017/18	2018/19	2019/20	2020/21	Highland
Quarter 1	0	0	0	0	0	0
Quarter 2	0	0	0	0	0	0
Quarter 3	0	0	0	0	0	0
Quarter 4	1	0	0	0		



### Commentary

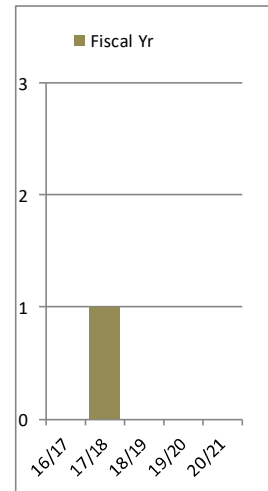
The tables above identify the number of dwelling house fires that have resulted in fire related fatalities over the reporting 5 year period. The Service is committed to reducing this figure to eliminate all events and occurrences that result in a fatality. As identified, partnership working and data sharing supports this key aim and the delivery of targeted life safety advice and information.

Following an increase in accidental domestic property fire deaths across Scotland during lockdown and particularly a number of high-profile fire deaths, a fatal fire was recorded in Golspie in November 2020. Work has continued under CoVid-19 restrictions to support the highest risk and most vulnerable households across Sutherland.

Working closely with Police Scotland, Social Services and other key agencies, AP1's (Vulnerable persons referral forms) has continued to be generated and shared. And close partnership links and a multi-agency approach was used effectively to manage the fatality in Golspie and continues with a case conference planned for a date to be confirmed in the future.

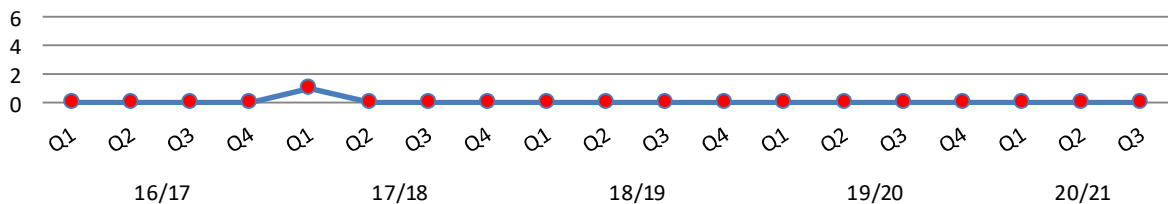
## Non-fatal accidental dwell. fire casualties (excl. precautionary checkups)

Month/Year	2016/17	2017/18	2018/19	2019/20	2020/21	Highland
April	0	1	0	0	0	0
May	0	0	0	0	0	4
June	0	0	0	0	0	0
July	0	0	0	0	0	0
August	0	0	0	0	0	0
September	0	0	0	0	0	0
October	0	0	0	0	0	0
November	0	0	0	0	0	1
December	0	0	0	0	0	
January	0	0	0	0		
February	0	0	0	0		
March	0	0	0	0		
<b>Fiscal Yr</b>	0	1	0	0	0	5



Month/Year	2016/17	2017/18	2018/19	2019/20	2020/21
<b>Fiscal Yr</b>	0	1	0	0	0

Qtr/Year	2016/17	2017/18	2018/19	2019/20	2020/21	Highland
Quarter 1	0	1	0	0	0	4
Quarter 2	0	0	0	0	0	0
Quarter 3	0	0	0	0	0	1
Quarter 4	0	0	0	0		



### Commentary

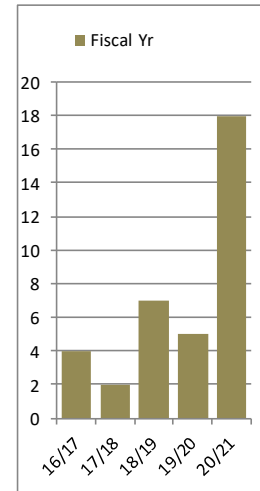
The tables above identify the number of dwelling house fires that have resulted in fire related casualties over the reporting 5 year period. The Service is committed to reducing this figure overall, therefore reducing the impact on the community.

The Service will continue to work with partners to reduce the number of casualties. Initiatives have been impacted by the pandemic, but crews are still working to provide smoke detection for the most vulnerable households across Scotland and the Highlands.

Whilst the number of domestic property fires have increased slightly, casualty figures remain low

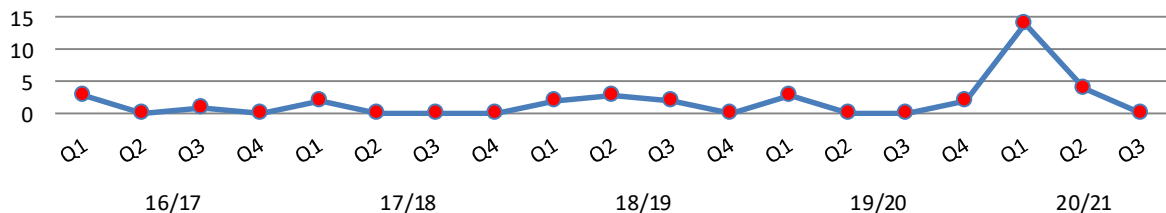
## All deliberate fires

Month/Year	2016/17	2017/18	2018/19	2019/20	2020/21	Highland
April	2	1	2	1	4	25
May	0	1	0	2	8	25
June	1	0	0	0	2	16
July	0	0	2	0	0	31
August	0	0	1	0	4	21
September	0	0	0	0	0	13
October	0	0	0	0	0	10
November	0	0	1	0	0	14
December	1	0	1	0	0	6
January	0	0	0	0		
February	0	0	0	1		
March	0	0	0	1		
<b>Fiscal Yr</b>	4	2	7	5	18	161



Month/Year	2016/17	2017/18	2018/19	2019/20	2020/21
<b>Fiscal Yr</b>	4	2	7	5	18

Qtr/Year	2016/17	2017/18	2018/19	2019/20	2020/21	Highland
Quarter 1	3	2	2	3	14	66
Quarter 2	0	0	3	0	4	65
Quarter 3	1	0	2	0	0	30
Quarter 4	0	0	0	2		



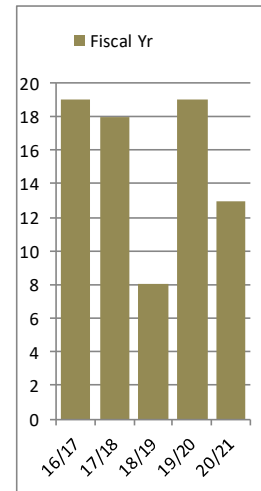
### Commentary

Deliberate fires include those as a result of fire related antisocial behaviour (ASB) and wildfires. Analysis of the overall incidents and the periods in when they occur, identify seasonal variations e.g. Muir burning season and holiday periods. The Service has introduced many fire reduction strategies and thematic action plans targeting these types of incidents. Working in partnership with other key agencies, the Service is working hard to reduce these incidents overall. Examples of which include the promotion of fire reduction through the Safer Highland ASB Group, promoting best practice and partnership working through the Scottish Wildfire Forum (SWF) and targeting key groups ahead of known peak activity periods.

Close working relationships with local officers from Police Scotland have shown to be effective in terms of offering advice and reminding communities of the changes to rules around controlled burning and Muirburning during the CoVid-19 pandemic

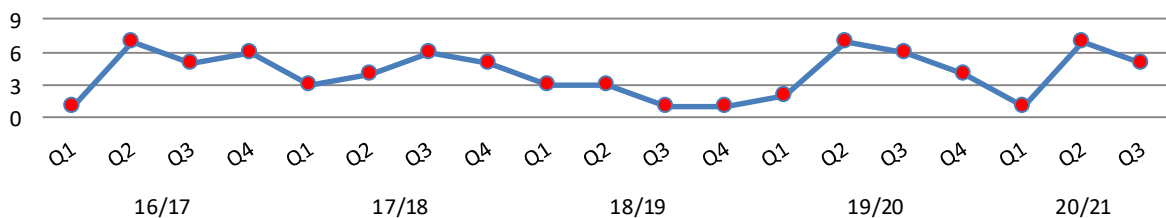
## Special Service - RTCs

Month/Year	2016/17	2017/18	2018/19	2019/20	2020/21	Highland
April	1	1	1	0	1	1
May	0	1	1	0	0	3
June	0	1	1	2	0	7
July	4	2	2	5	4	12
August	0	1	1	0	0	18
September	3	1	0	2	3	14
October	0	1	0	2	0	20
November	1	2	1	1	1	16
December	4	3	0	3	4	16
January	2	2	0	2		
February	3	2	0	2		
March	1	1	1	0		
<b>Fiscal Yr</b>	<b>19</b>	<b>18</b>	<b>8</b>	<b>19</b>	<b>13</b>	<b>107</b>



Month/Year	2016/17	2017/18	2018/19	2019/20	2020/21
<b>Fiscal Yr</b>	<b>19</b>	<b>18</b>	<b>8</b>	<b>19</b>	<b>13</b>

Qtr/Year	2016/17	2017/18	2018/19	2019/20	2020/21	Highland
Quarter 1	1	3	3	2	1	11
Quarter 2	7	4	3	7	7	44
Quarter 3	5	6	1	6	5	52
Quarter 4	6	5	1	4		



### Commentary

Special Service incidents involve an operational response to a range of emergency activities including life critical road traffic collisions, flooding events, industrial accidents and in support of other emergency service colleagues at larger multi-agency non-fire related events.

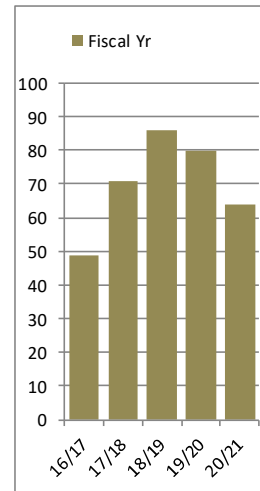
RTC's have increased in Q3 in partially during December and attributed to weather conditions. Crews have attended a number of incidents with colleagues from Police Scotland, where icy conditions have played a part in the incident.

Similarly, due to the lockdown in schools, road safety education has not been possible. The Scottish Fire and Rescue Service will resume all road safety education in schools, including Driving Ambition when schools re-open and the necessary risk assessments support schools engagement activity commencing

<http://www.scotland.gov.uk/Resource/Doc/286643/0087268.pdf>

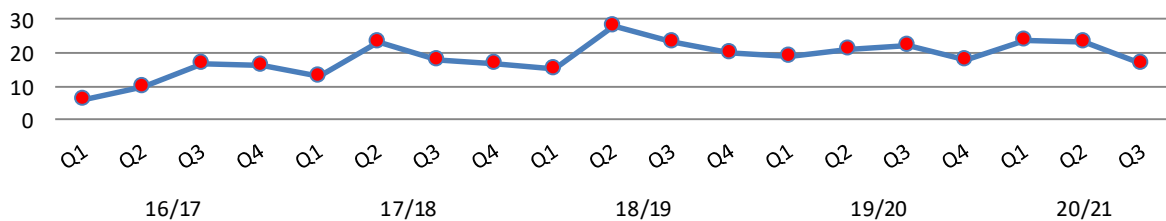
# False Alarm - UFAS

Month/Year	2016/17	2017/18	2018/19	2019/20	2020/21	Highland
April	0	2	5	9	5	65
May	1	6	5	3	11	71
June	5	5	5	7	8	78
July	2	8	4	7	12	102
August	5	7	11	8	4	108
September	3	8	13	6	7	117
October	5	5	11	10	5	138
November	6	6	5	10	10	118
December	6	7	7	2	2	83
January	3	8	3	7		
February	7	4	7	7		
March	6	5	10	4		
<b>Fiscal Yr</b>	49	71	86	80	64	880



Month/Year	2016/17	2017/18	2018/19	2019/20	2020/21
<b>Fiscal Yr</b>	49	71	86	80	64

Qtr/Year	2016/17	2017/18	2018/19	2019/20	2020/21	Highland
Quarter 1	6	13	15	19	24	214
Quarter 2	10	23	28	21	23	327
Quarter 3	17	18	23	22	17	339
Quarter 4	16	17	20	18		



## Commentary

The Service responds to a number of false alarms over the reporting year, most of which are unwanted fire alarm signals (UFAS).

Work continues to be ongoing with local businesses and stakeholders during the lockdown, with a number of significant measures put in place for appliances responding to Care Home UFAS incidents.

Local measures are being put in place to investigate the cause of the fire alarm at a number of premises where incidents have been higher to ensure that direct advice and guidance is available to the duty holder to prevent further actuations.



## Station Availability

Station	Availability %	Male	Female	Staff	Staffing Change
Bettyhill	34%	6	0	6	↓
Bonar Bridge	30%	7	0	7	↑
Dornoch	100%	12	0	12	↓
Durness	92%	7	0	7	↓
Golspie	97%	12	0	12	↓
Helmsdale	91%	9	0	9	↓
Kinlochbervie	98%	9	1	10	↓
Lairg	96%	9	1	10	↑
Lochinver	35%	2	2	4	→
Scourie	82%	8	2	10	↑
Tongue	27%	3	0	3	↓

<b>Sutherland Committee Totals</b>	84	6	90
------------------------------------	----	---	----

### Commentary

The table shows the current staffing levels on stations and total availability that these individuals have been available for calls, and how this affects the availability of the station's fire appliances.

There are no set staffing levels for crew members at RDS and CRU fire stations. A station's compliment is based on the ability of the crew to achieve 100% appliance availability with a resilience provision for absences.

The former working figures for station compliments were 12 crew members at a one pump station and 20 at a two pump station.

The actual number of crew members at a fire station will vary according to the daily availability of individual crew members and their personal skill sets.

The Service works closely with employers and RDS staff to support an improvement in availability. However, we recognise the challenges faced by RDS staff when combining primary employment and their operational availability across the communities in Highland area.

The Service is actively recruiting in a number of communities to improve station and fire appliance availability.