

Job Title:
INVERNESS CASTLE

Drawing Title:
**EXISTING
Location Plan**

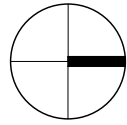
Drawing Status:
INFORMATION

Architects Drawing No:
F1902 MW L(-) 000

Revision:
-

Scale: 1:1250 @A3 Date: Feb 20 Drawn: MS Reviewed: IF

Revisions:



NOTE:

Do NOT scale from this drawing - if unsure of dimensions then ask architects.

All dimensions are shown in millimeters unless otherwise stated/shown.

This is a CAD produced drawing - do NOT alter manually.

SCALE BAR



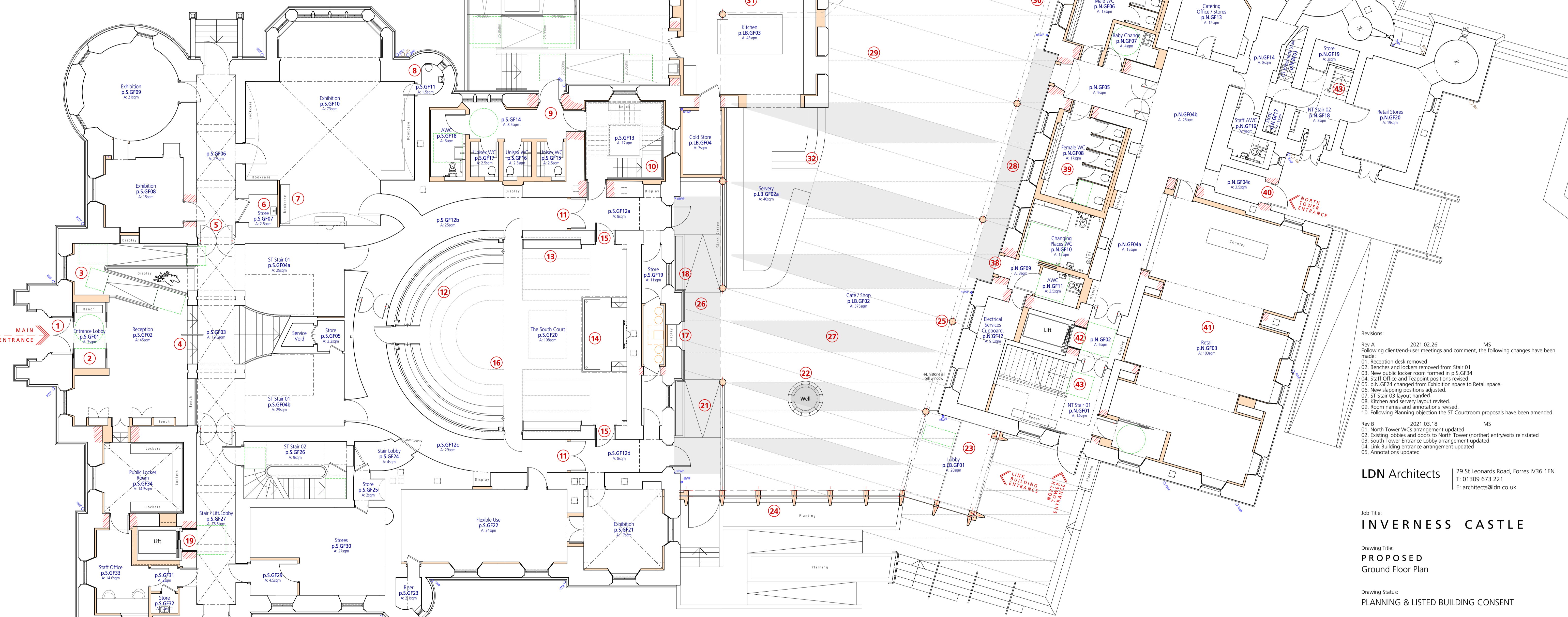
- KEY:**
- Proposed new linings, partitions, and structure.
 - Proposed new slappings through existing fabric.

SOUTH TOWER ANNOTATIONS

- Historic main entrance door reinstated as principal entrance to the Castle.
- New sliding glass doors to form contemporary draught lobby.
- New joiner-made timber ramp with central display.
- Existing archways re-exposed and opened up to main stair and atrium space.
- New tall glass pivot doors in main vaulted corridor.
- Existing platform lift removed and structure consolidated to form cleaners store.
- Existing kitchenette removed, walls consolidated, and bookcase moved back to original position.
- Existing fine-porcelain decorative toilet left in place as historic feature.
- Existing window widened to form new escape door.
- New timber staircase connecting ground floor to the gallery over 'The South Court'.
- Doors moved back to their original position.
- Existing fixed seating removed, leaving in place the final two original benches.
- Original benches reinstated, reusing timber and ends from removed benches.
- Wings to Judge's Bench removed and Judge's Bench altered with new steps.
- Steps removed and doors altered to suit lowered floor level either side with timber linings.
- New timber floor with brass strip inlays to delineate original room layout.
- Historic doorway (currently concealed by cell block) to be expressed as a display within the Link Building.
- Historic window (currently concealed by cell block) to be re-exposed and window to match existing.
- New passenger lift to connect ground and first floor levels to new Roof Terrace Lobby.
- Existing external staircase replaced with new larger staircase providing space for temporary wheelchair waiting in the event of an emergency.

NORTH TOWER ANNOTATIONS

- Existing window opened up to become a doorway giving access to sanitary facilities.
- Existing rooms enlarged and rearranged to create new sanitary facilities, including accessible WC and a 'Changing Places WC'.
- Existing window opened up to become a new entrance to the North Tower.
- Existing rooms opened up into a single large retail space.
- New passenger lift to connect ground, first, and second floor levels.
- Existing timber staircase retained.



LINK BUILDING ANNOTATIONS

- New ramps to connect the floor levels between the South Tower and the Link Building.
- Existing historic well to be cleared and maintained as a feature within the Link Building with a glass top.
- Link Building entrance with glass sliding doors forming draught lobby.
- New profiled concrete colonnade with glass infill forming eastern façade of the Link Building.
- New structural concrete column supporting roof structure above.
- New glass lean-to rooflight above, connecting to the central bay of the South Tower.
- New rhomboidal glass and polished-steel roof lanterns above, sitting between roof structure beams.
- New glass lean-to rooflight above, connecting to the central bay of the North Tower.
- Terrazzo floor finish with brass inlay strips to mirror the structural roof beam grid above.
- Line (double-dash) of structural roof perimeter beam above.
- Existing plant and store spaces to be reformed as new Kitchen space to serve Café.
- New café servery.
- New slapping formed in historic wall to create access to new terrace, with new glass sliding doors forming a draught lobby.
- New terrace detailed to respond to the triangular bastion walls elsewhere on site, offering large panoramic views over Inverness.
- Existing West Tower to be opened up to Link Building with new large slapping and is to become a single volume.
- New large triangular glass rooflight above, in new roof structure over the West Tower.
- New glass lobby with glass sliding doors giving access to a sheltered terrace offering views north over Inverness.

- Revisions:
- Rev A 2021.02.26 MS
 Following client/end-user meetings and comment, the following changes have been made:
 01. Reception desk removed.
 02. Benches and lockers removed from Stair 01
 03. New public locker room formed in p.S.GF34
 04. Staff Office and Teapoint positions revised.
 05. p.N.GF24 changed from Exhibition space to Retail space.
 06. New slapping positions adjusted.
 07. ST Stair 03 layout handled.
 08. Kitchen and servery layout revised.
 09. Room names and annotations revised.
 10. Following Planning objection the ST Courtyard proposals have been amended.
- Rev B 2021.03.18 MS
 01. North Tower WCs arrangement updated
 02. Existing lobbies and doors to North Tower (norther) entry/exits reinstated
 03. South Tower Entrance Lobby arrangement updated
 04. Link Building entrance arrangement updated
 05. Annotations updated

LDN Architects | 29 St Leonards Road, Forres IV36 1EN
 T: 01309 673 221
 E: architects@ldn.co.uk

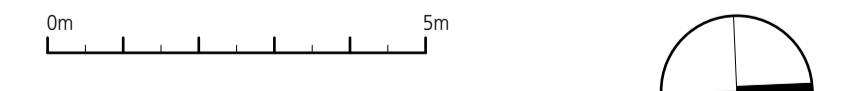
Job Title: INVERNESS CASTLE

Drawing Title: **PROPOSED Ground Floor Plan**

Drawing Status: **PLANNING & LISTED BUILDING CONSENT**

Drawing Number: **F1902 MW L(-) 003** Revision: **B**

Scale:	Date:	Drawn by:	Reviewed by:
1:100 @ A1	Oct 2020	MS	IF / SM
1:200 @ A3			



NOTE:
 Do NOT scale from this drawing. If unsure of dimensions then ask LDN Architects.
 All dimensions are shown in millimetres unless otherwise stated.
 This is a CAD produced drawing - do NOT alter manually.
 © This Drawing is copyright of LDN Architects LLP

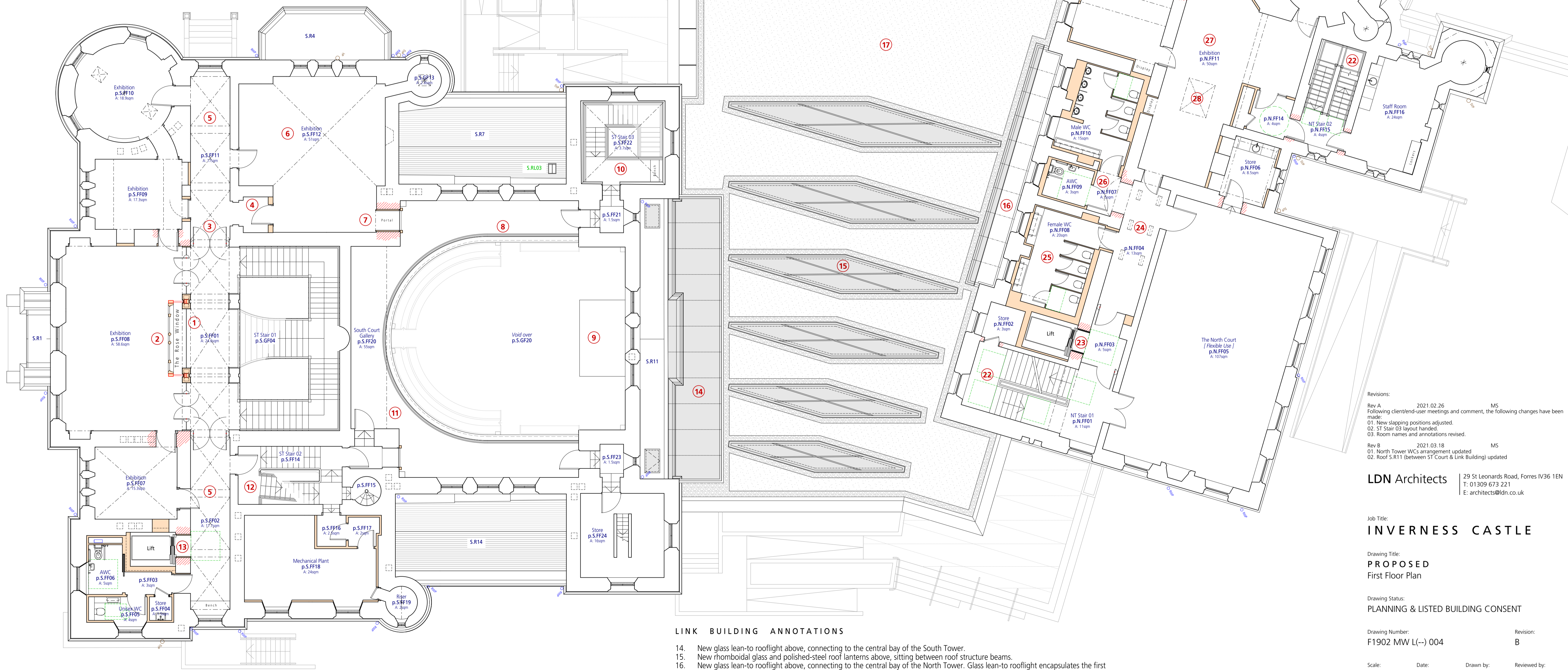
- KEY:**
- Proposed new linings, partitions, and structure.
 - Proposed new slappings through existing fabric.

SOUTH TOWER ANNOTATIONS

1. Existing wall between central south room and main central stair removed and new archways formed to match existing, with glass screens and doors between.
2. Rose Window (currently in Highland Council storage) to be installed with new steel frame, the stained glass will cast coloured light into the central stair.
3. New tall glass pivot doors in main vaulted corridor.
4. Existing platform lift removed and structure consolidated to form cleaners store.
5. Existing vaulted corridor is currently partitioned off and it is proposed to remove these and return the corridor to a continuous axis.
6. Existing space is used as toilets and kitchen space and it is proposed to remove these and return to a single space with original stone vaulted ceiling left exposed.
7. New slapping through existing wall to create a new viewing point over 'The South Court'.
8. Existing stepped gallery leveled off and a new joiner-made timber balustrade installed around gallery edge.
9. Existing Judge's Bench canopy retained.
10. New timber staircase connecting ground floor to the gallery over 'The South Court'.
11. Line of new projection gallery above.
12. Existing service stair to be continued up another flight to Roof Terrace level with a new steel stair at an offset angle.
13. New passenger lift to connect ground and first floor levels to new Roof Terrace Lobby.

NORTH TOWER ANNOTATIONS

22. Existing timber staircase retained.
23. New passenger lift to connect ground, first, and second floor levels.
24. Existing glass prisms in ceiling above are to be overhauled and reinstated to allow natural light to filter down from roof lantern above.
25. Existing rooms enlarged and rearranged to create new sanitary facilities, including accessible WC.
26. Existing stone vault is to be retained as last remaining ceiling structure of the former Prison Cells.
27. Existing rooms enlarged and rearranged to create new exhibition space.
28. Lightwell above retained.



LINK BUILDING ANNOTATIONS

14. New glass lean-to rooflight above, connecting to the central bay of the South Tower.
15. New rhomboidal glass and polished-steel roof lanterns above, sitting between roof structure beams.
16. New glass lean-to rooflight above, connecting to the central bay of the North Tower. Glass lean-to rooflight encapsulates the first floor windows on the North Tower.
17. New green roof system on insulated roof with gravel margins.
18. New steel canopy over mechanical ventilation louvres and clerestory glazing.
19. New steel and timber roof structure to West Tower with steel beams set to match roof structure grid over the Link Building.
20. New large triangular glass rooflight above, in new roof structure over the West Tower.
21. New timber roof structure over lobby, finished in zinc.

Revisions:

Rev A	2021.02.26	MS
Following client/end-user meetings and comment, the following changes have been made:		
01.	New slapping positions adjusted.	
02.	ST Stair 03 layout handed.	
03.	Room names and annotations revised.	
Rev B	2021.03.18	MS
01.	North Tower WCs arrangement updated	
02.	Roof S.R.11 (between ST Court & Link Building) updated	

LDN Architects | 29 St Leonards Road, Forres IV36 1EN
 T: 01309 673 221
 E: architects@ldn.co.uk

Job Title:
INVERNESS CASTLE

Drawing Title:
PROPOSED
 First Floor Plan

Drawing Status:
PLANNING & LISTED BUILDING CONSENT

Drawing Number:
F1902 MW L(-) 004 Revision:
B

Scale: 1:100 @ A1 Date: Oct 2020 Drawn by: MS Reviewed by: IF / SM
 1:200 @ A3

0m 5m

NOTE:
 Do NOT scale from this drawing. If unsure of dimensions then ask LDN Architects.
 All dimensions are shown in millimetres unless otherwise stated.
 This is a CAD produced drawing - do NOT alter manually.
 © This Drawing is copyright of LDN Architects LLP

