

Agenda Item	3.
Report No	BSAC/10/21

HIGHLAND COUNCIL

Committee: Badenoch and Strathspey Area Committee

Date: 9 August 2021

Report Title: Scottish Fire and Rescue Area Committee Performance Report

Report By: Local Senior Officer for Highland

1. Purpose/Executive Summary

- 1.1 This report provides an update to Badenoch and Strathspey Area Committee Members on progress against the priorities outlined in the Scottish Fire and Rescue Service Area Committee Plan.
- 1.2 Priority areas are identified through a range of Intervention, Prevention and Protection activities which are delivered through partnership to reduce the risk to the communities of Badenoch and Strathspey.
- 1.3 The report also contains previously agreed information and performance as requested by Area Committees.

2. Recommendations

- 2.1 Committee Members are invited to **comment on** and **scrutinise** the attached Area Performance Report.

3. Badenoch and Strathspey Area Committee Performance Report

- 3.1 The attached performance report provides the current figures for Quarter 1 2021 and from the previous four reporting years from the central Scottish Fire and Rescue Service (SFRS) performance management database against the key indicators and timelines from previous reports.
- 3.2 In achieving the priorities within the Area Plan a number of prevention activities are being progressed including; the delivery of free home fire safety visits (HFSV) through our operational RDS Staff and Community Safety Advocates (CSA), post domestic incident response (PDIR) both of which are aimed at reducing accidental dwelling house fires following our attendance at any incidents of this type.
Local managers also support the partnership the reduction of fire-related antisocial behaviour through targeted youth engagement activities and thematic action plans.

The continued application of the Unwanted Fire Alarm Signals (UFAS) Policy provides a means of targeting premises that the Service attends repeatedly and by engagement reduce the number of calls.

Staff also undertake Operational Intelligence (OI) visits to the higher risk premises in Badenoch and Strathspey to gather vital information on the hazards and risks on these sites which can help our operational response and firefighter safety.

Since March 2020, the restrictions imposed by the COVID pandemic has caused a significant disruption to the Service's ability to deliver partnership and community activities, however the Service continue to commit to adapting their support through electronic and modified methods.

3.3 It must be emphasised that the baseline figures for some of the indicators within the report are very low and this can make meaningful statistical analysis challenging. The low figures can also make it inappropriate to provide detailed data analysis which could compromise personal information.

3.4 The performance report shows that Accidental Dwelling fires are at zero in Badenoch and Strathspey despite the increase of such incidents across Scotland during COVID restrictions. The consequence of COVID lockdown restrictions has seen an increased level of accidental dwelling fires across Scotland with increased activity in homes and links to consumption of alcohol being investigated nationally. The fact that this trend is not reflected in Badenoch and Strathspey is welcomed by SFRS. Fire Fatalities and Fire Casualties remain at zero in the area in this reporting period. Deliberate Fires are consistent with the previous year and remain at a low level.

Special Service – Road Traffic Collisions (RTCs) are very low and the reduction in all incidents of this type continues to be encouraging. SFRS are conscious of how COVID restrictions on hospitality and tourism may have contributed to reduced incidents on the roads due to significantly lower visitor numbers. We will continue to work with partners to continue to reduce these even further.

False Alarm UFAS incidents show a slight upturn on the previous year but still remain low. Again, there is a recognition of the reduced activity within Hospitality which is accountable for a significant number of actuations in previous reporting years. SFRS personnel will continue to work in partnership with the clear aim of trying to eliminate all incident types through our preventative work and targeted engagement with premises. Where improvement cannot be demonstrated, SFRS Enforcement teams will liaise with premises holders to improve building management and reduce unwanted fire alarms.

Designation: Local Senior Officer for Highland

Date: 11th July 2021

Author: Station Commander Roddy Chapman

Background Papers: Highland – Badenoch and Strathspey Area Committee - Performance Report



SCOTTISH
FIRE AND RESCUE SERVICE

Working together for a safer Scotland

Highland

Badenoch and Strathspey Committee

Performance Report

Quarter 1 – April – June 2021



DISCLAIMER

The figures included in this report are provisional and subject to change as a result of quality assurance and review. The statistics quoted are internal management information published in the interests of transparency and openness.

The Scottish government publishes Official Statistics each year which allow for comparisons to be made over longer periods of time.

ID	Key Performance Indicator (KPI)	Pg
2bi	All accidental dwelling fires	3
3bi	All fatal accidental dwelling fire casualties	4
3bii	Non-fatal accidental dwelling fire casualties (excl. precautionary checkups)	5
1a	All deliberate fires	6
5a	Special Service – RTCs	7
10d	False Alarm – UFAS	8
	Station Availability	9

Commentary

The key performance indicators (KPIs) above have been extracted from the suite of KPIs contained within the Scottish Fire and Rescue Framework Document 2013.

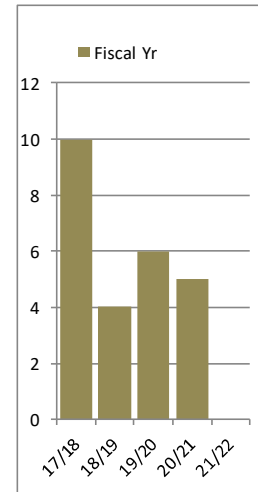
<http://www.scotland.gov.uk/Resource/0041/00416181.pdf>

The KPIs above also represent the main priority areas for the Scottish Fire and Rescue Service, identified by elected members and communities during the ward consultation sessions in 2013 as;

- Reducing accidental dwelling house fires and the resultant fatalities and casualties
- Reducing deliberate fires
- Reducing road traffic collisions
- Reducing the number of attendances to unwanted fire alarm signals (false alarms)

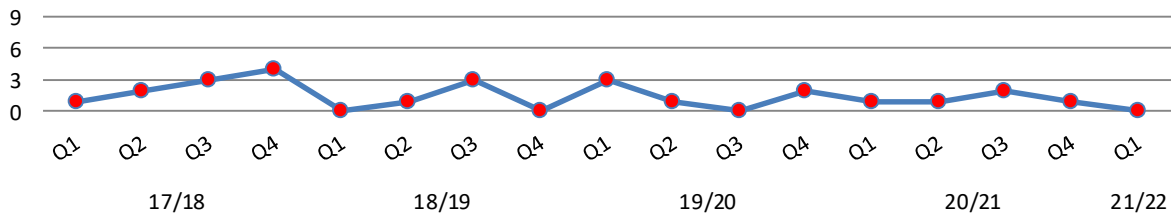
All accidental dwelling fires

Month/Year	2017/18	2018/19	2019/20	2020/21	2021/22	Highland
April	0	0	0	1	0	19
May	0	0	1	0	0	14
June	1	0	2	0	0	9
July	1	0	1	0		
August	1	1	0	1		
September	0	0	0	0		
October	1	1	0	0		
November	1	0	0	0		
December	1	2	0	2		
January	0	0	2	0		
February	3	0	0	0		
March	1	0	0	1		
Fiscal Yr	10	4	6	5	0	42



Month/Year	2017/18	2018/19	2019/20	2020/21	2021/22
Fiscal Yr	10	4	6	5	0

Qtr/Year	2017/18	2018/19	2019/20	2020/21	2021/22	Highland
Quarter 1	1	0	3	1	0	42
Quarter 2	2	1	1	1		
Quarter 3	3	3	0	2		
Quarter 4	4	0	2	1		



Commentary

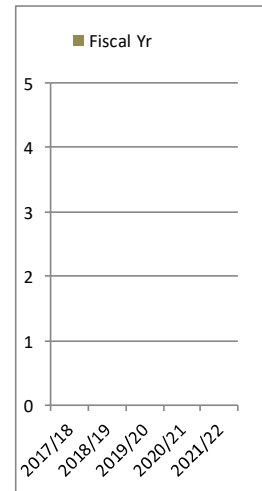
The tables above represent the number of accidental dwelling house fires that occurred within the Area Committee boundary. Tolerances are set in context of the number of previous incidents by reporting month and, where there has been an increase in overall incidents, the colour coding is identified with the application of the red, amber and green (RAG) system.

Trend lines also identify the number of incidents over the reporting 5 year period, both by month and by reporting quarter.

The Service works closely with partner agencies and communities to reduce the number of accidental dwelling house fires through the delivery of targeted home fire safety visits and the installation of free smoke detectors. Supporting the targeted delivery, partner agencies routinely share data identifying residents that would benefit from this free service, aiming to reduce the risk of fire and harm to householders and their property.

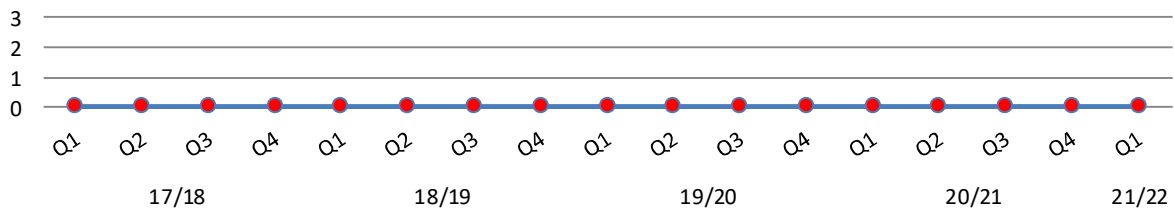
All fatal accidental dwelling fire casualties

Month/Year	2017/18	2018/19	2019/20	2020/21	2021/22	Highland
April	0	0	0	0	0	1
May	0	0	0	0	0	1
June	0	0	0	0	0	0
July	0	0	0	0		
August	0	0	0	0		
September	0	0	0	0		
October	0	0	0	0		
November	0	0	0	0		
December	0	0	0	0		
January	0	0	0	0		
February	0	0	0	0		
March	0	0	0	0		
Fiscal Yr	0	0	0	0	0	2



Month/Year	2017/18	2018/19	2019/20	2020/21	2021/22
Fiscal Yr	0	0	0	0	0

Qtr/Year	2017/18	2018/19	2019/20	2020/21	2021/22	Highland
Quarter 1	0	0	0	0	0	2
Quarter 2	0	0	0	0		
Quarter 3	0	0	0	0		
Quarter 4	0	0	0	0		

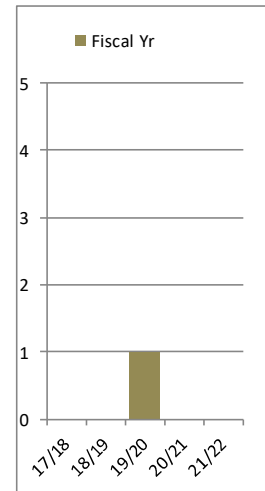


Commentary

The attached tables identify the number of dwelling house fires that have resulted in fire related fatalities over the reporting 5 year period. The Service is committed to reducing this figure to eliminate all events and occurrences that result in a fatality. As identified, partnership working and data sharing supports this key aim and the delivery of targeted life safety advice and information.

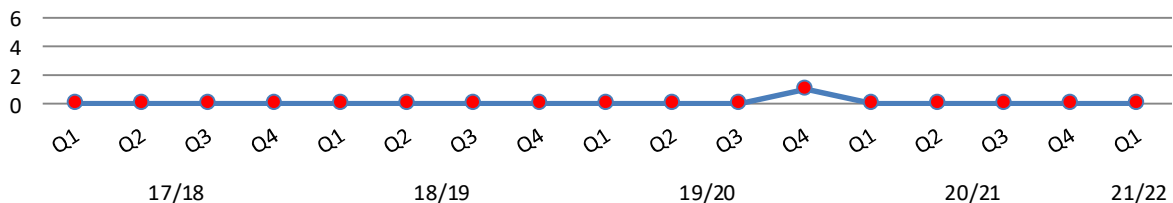
Non-fatal accidental dwell. fire casualties (excl. precautionary checkups)

Month/Year	2017/18	2018/19	2019/20	2020/21	2021/22	Highland
April	0	0	0	0	0	1
May	0	0	0	0	0	1
June	0	0	0	0	0	0
July	0	0	0	0		
August	0	0	0	0		
September	0	0	0	0		
October	0	0	0	0		
November	0	0	0	0		
December	0	0	0	0		
January	0	0	1	0		
February	0	0	0	0		
March	0	0	0	0		
Fiscal Yr	0	0	1	0	0	2



Month/Year	2017/18	2018/19	2019/20	2020/21	2021/22
Fiscal Yr	0	0	1	0	0

Qtr/Year	2017/18	2018/19	2019/20	2020/21	2021/22	Highland
Quarter 1	0	0	0	0	0	2
Quarter 2	0	0	0	0		
Quarter 3	0	0	0	0		
Quarter 4	0	0	1	0		



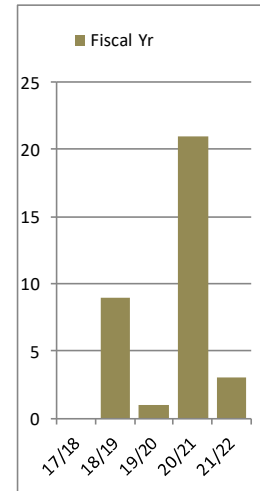
Commentary

The attached tables identify the number of dwelling house fires that have resulted in fire related casualties over the reporting 5 year period. The Service is committed to reducing this figure overall, therefore reducing the impact on the community. The numbers show no casualties to date.

The Service will continue to work hard with partners to reduce the number of casualties targeting visits to those most at risk.

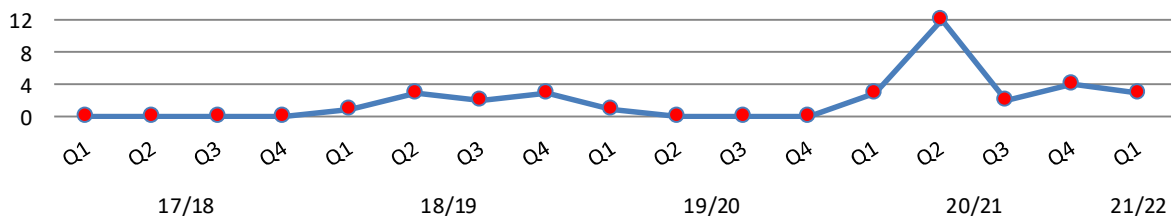
All deliberate fires

Month/Year	2017/18	2018/19	2019/20	2020/21	2021/22	Highland
April	0	1	1	0	1	26
May	0	0	0	1	0	22
June	0	0	0	2	2	20
July	0	2	0	6		
August	0	1	0	5		
September	0	0	0	1		
October	0	0	0	0		
November	0	1	0	1		
December	0	1	0	1		
January	0	1	0	1		
February	0	2	0	0		
March	0	0	0	3		
Fiscal Yr	0	9	1	21	3	68



Month/Year	2017/18	2018/19	2019/20	2020/21	2021/22
Fiscal Yr	0	9	1	21	3

Qtr/Year	2017/18	2018/19	2019/20	2020/21	2021/22	Highland
Quarter 1	0	1	1	3	3	68
Quarter 2	0	3	0	12		
Quarter 3	0	2	0	2		
Quarter 4	0	3	0	4		



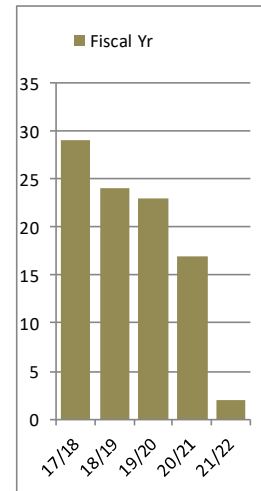
Commentary

Deliberate fires include those as a result of fire related antisocial behaviour (ASB) and wildfires. Analysis of the overall incidents and the periods in when they occur, identify seasonal variations e.g. muirburning season and holiday periods. The Service has introduced a number of fire reduction strategies and thematic action plans targeting these types of incidents. Working in partnership with other key agencies, the Service is working hard to reduce these incidents overall. Examples of which include the promotion of fire reduction through the Safer Highland ASB Group, promoting best practice and partnership working through the Scottish Wildfire Forum (SWF) and targeting key groups ahead of known peak activity periods.

One of the consequences of COVID lockdown restrictions have been an increased level of deliberate fires in Badenoch and Strathspey. This is being addressed through a targeted Thematic Action Plan (TAP) as part of its prevention strategy which this Spring is targeting deliberate fires. SFRS actively use social media to promote this and other fire safety messages. Local RDS crews have been supporting land managers by assisting rangers with the fire safety message in the Cairngorm National Park.

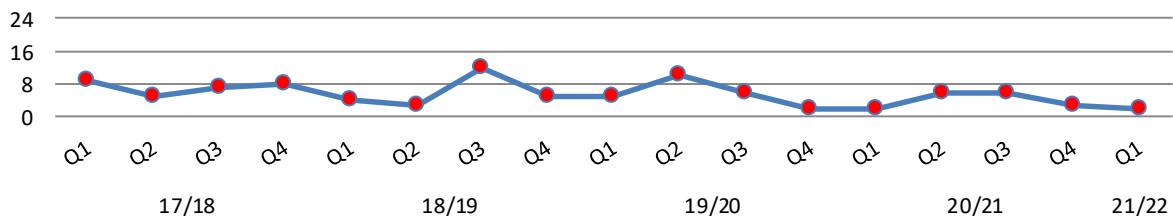
Special Service - RTCs

Month/Year	2017/18	2018/19	2019/20	2020/21	2021/22	Highland
April	2	1	1	0	0	4
May	3	1	2	0	2	14
June	4	2	2	2	0	3
July	2	3	3	2		
August	0	0	6	4		
September	3	0	1	0		
October	3	5	0	2		
November	4	5	3	0		
December	0	2	3	4		
January	1	0	0	1		
February	4	1	1	1		
March	3	4	1	1		
Fiscal Yr	29	24	23	17	2	21



Month/Year	2017/18	2018/19	2019/20	2020/21	2021/22
Fiscal Yr	29	24	23	17	2

Qtr/Year	2017/18	2018/19	2019/20	2020/21	2021/22	Highland
Quarter 1	9	4	5	2	2	21
Quarter 2	5	3	10	6		
Quarter 3	7	12	6	6		
Quarter 4	8	5	2	3		



Commentary

Special Service incidents involves an operational response to a range of emergency activities including life critical road traffic collisions, flooding events, industrial accidents and in support of other emergency service colleagues at larger multi-agency non-fire related events.

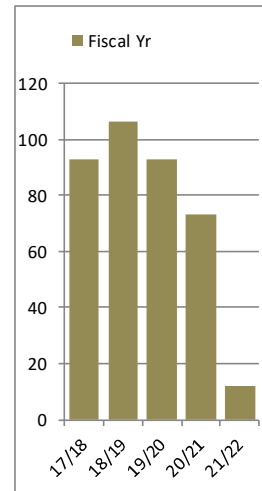
The most common type of special service is as a result of a road traffic collision involving, in most cases, a response from all three emergency services. The Service is working in partnership with other emergency response colleagues and partner agencies through the Safer Highland Road Safety Group to reduce these incidents in the community of Badenoch & Strathspey.

The number of Road Traffic Collisions (RTCs) are low and the reduction in all incidents of this type continues to be encouraging. SFRS are conscious of how COVID restrictions on hospitality and tourism may have contributed to reduced incidents on the roads due to significantly lower visitor numbers. As a greater level of freedom is afforded and the movement of people increases across Badenoch and Strathspey we will continue to work with partners to target a reduction post-pandemic.

<http://www.scotland.gov.uk/Resource/Doc/286643/0087268.pdf>

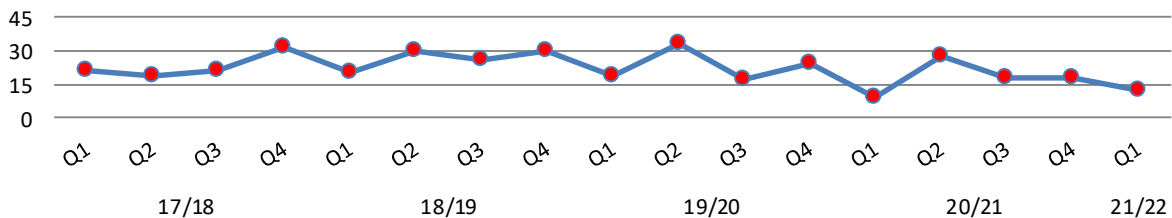
False Alarm - UFAS

Month/Year	2017/18	2018/19	2019/20	2020/21	2021/22	Highland
April	2	4	8	3	1	60
May	8	8	2	4	6	114
June	11	8	9	2	5	63
July	6	10	10	11		
August	9	10	12	6		
September	4	10	11	11		
October	5	5	7	8		
November	8	11	3	6		
December	8	10	7	4		
January	10	14	11	4		
February	10	4	5	7		
March	12	12	8	7		
Fiscal Yr	93	106	93	73	12	237



Month/Year	2017/18	2018/19	2019/20	2020/21	2021/22
Fiscal Yr	93	106	93	73	12

Qtr/Year	2017/18	2018/19	2019/20	2020/21	2021/22	Highland
Quarter 1	21	20	19	9	12	237
Quarter 2	19	30	33	28		
Quarter 3	21	26	17	18		
Quarter 4	32	30	24	18		



Commentary

The Service responds to a number of false alarms over the reporting year, most of which are unwanted fire alarm signals (UFAS).

A new policy was implemented on 1st December 2014 requiring SFRS personnel to work closely with duty holders in order to reduce the number of UFAS events.

False Alarm UFAS incidents are comparable with the previous year. Again, there is a recognition of the reduced activity within Hospitality which is accountable for a significant number of actuations in previous reporting years. SFRS personnel will continue to work in partnership with the clear aim of trying to eliminate all incident types through our preventative work and targeted engagement with premises. Where improvement cannot be demonstrated, SFRS Enforcement teams will liaise with premises holders to improve building management and reduce unwanted fire alarms.

Station Availability

Station	Availability %	Male	Female	Staff	Staffing Change
Aviemore	89%	9	2	11	↓
Carrbridge (CRU)	N/A	7	1	8	↑
Grantown – 1 st Appliance	99%	12	2	14	→
Grantown– 2 nd Appliance	59%				
Kingussie	98%	11	0	11	→
Nethybridge (CRU)	N/A	0	0	0	→
Newtonmore (CRU)	N/A	10	0	10	↑

Badenoch and Strathspey Committee Totals		49	5	54	
---	--	----	---	----	--

Commentary

The table shows the current staffing levels on stations and total availability that these individuals have been available for calls, and how this affects the availability of the station's fire appliances.

The Service works closely with employers and RDS staff to support an improvement in availability. However, we recognise the challenges faced by RDS staff when combining primary employment and their operational availability across the communities in Highland area.

The Service is actively recruiting in a number of communities to improve station and fire appliance availability. Local Management are targeting the communities of Grantown on Spey and Aviemore to identify potential candidates for recruitment campaigns in 2021. Previous campaigns in both Newtonmore and Carrbridge have resulted in a welcome increase in staffing numbers.