

Agenda Item	3
Report No	WRSL/001/22

HIGHLAND COUNCIL

Committee: Wester Ross, Strathpeffer and Lochalsh Area Committee

Date: 9 February 2022

Report Title: Scottish Fire and Rescue Area Committee Performance Report

Report By: Local Senior Officer for Highland

1. Purpose/Executive Summary

- 1.1 This report provides an update to Wester Ross, Strathpeffer and Lochalsh Area Committee Members on progress against the priorities outlined in the Scottish Fire and Rescue Service Area Committee Plan for Wester Ross, Strathpeffer and Lochalsh.
- 1.2 Priority areas are identified through a range of Intervention, Prevention and Protection activities which are delivered through partnership to reduce the risk to the communities of Wester Ross, Strathpeffer and Lochalsh.
- 1.3 The report also contains previously agreed information and performance as requested by Area Committees.

2. Recommendations

- 2.1 Committee Members are invited to comment and scrutinise the attached Area Performance Report.

3. Wester Ross, Strathpeffer and Lochalsh Area Committee Performance Report

- 3.1 The attached performance report provides the current figures for Quarter 3 of 2021/22 and from the previous four reporting years from the central Scottish Fire and Rescue Service (SFRS) performance management database against the key indicators and timelines from previous reports.
- 3.2 In achieving the priorities within the Area Plan for Wester Ross, Strathpeffer and Lochalsh a number of prevention activities are still being progressed during Covid. These include; the delivery of free home fire safety visits (HFSV) to high and very high-risk groups, through our operational RDS Staff and Community Safety Advocates (CSA), post domestic incident response (PDIR) both of which are aimed at reducing accidental dwelling house fires following our attendance at any incidents of this type. Local managers continue to support the partners

in delivering road safety programmes, and the reduction of fire-related antisocial behaviour through targeted youth engagement, utilising digital platforms within schools.

The continued application of the Unwanted Fire Alarm Signals (UFAS) Policy provides a means of targeting premises that the Service attends repeatedly and by engagement reduce the number of calls.

Staff also undertake Operational Intelligence (OI) visits to the higher risk premises in Wester Ross, Strathpeffer and Lochalsh to gather vital information on the hazards and risks on these sites which can help our operational response and firefighter safety.

- 3.3 It must be emphasised that the baseline figures for some of the indicators within the report are very low and this can make meaningful statistical analysis challenging. The low figures can also make it inappropriate to provide detailed data analysis which could compromise personal information.
- 3.4 The performance report shows that Accidental Dwelling fires, remains low in the area with three Accidental Dwelling fires in this reporting period. Fire Fatalities and Fire Casualties remain at zero. There are no deliberate fires recorded during this quarter.

False Alarm UFAS incidents have reduce from previous years with six incidents being reported this quarter. Wester Ross, Strathpeffer and Lochalsh personnel will continue to work in partnership with the clear aim of trying to eliminate all incident types through our preventative work and targeted engagement with premises.

Special Service – RTCs has risen slightly from the previous quarters with five incidents being reported.

Designation: Local Senior Officer for Highland

Date: 27 January 2022

Author: Group Commander Alex McKinley

Background Papers: Highland – Wester Ross, Strathpeffer and Lochalsh Area Committee Area Committee - Performance Report



SCOTTISH
FIRE AND RESCUE SERVICE

Working together for a safer Scotland

Highland

Wester Ross, Strathpeffer and Lochalsh Committee

Performance Report

Quarter 3 – October – December 2021



DISCLAIMER

The figures included in this report are provisional and subject to change as a result of quality assurance and review. The statistics quoted are internal management information published in the interests of transparency and openness.

The Scottish government publishes Official Statistics each year which allow for comparisons to be made over longer periods of time.

ID	Key Performance Indicator (KPI)	Pg
2bi	All accidental dwelling fires	3
3bi	All fatal accidental dwelling fire casualties	4
3bii	Non-fatal accidental dwelling fire casualties (excl. precautionary checkups)	5
1a	All deliberate fires	6
5a	Special Service – RTCs	7
10d	False Alarm – UFAS	8
	Station Availability	10

Commentary

The key performance indicators (KPIs) above have been extracted from the suite of KPIs contained within the Scottish Fire and Rescue Framework Document 2013.

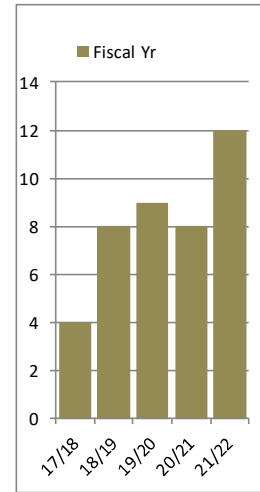
<http://www.scotland.gov.uk/Resource/0041/00416181.pdf>

The KPIs above also represent the main priority areas for the Scottish Fire and Rescue Service, identified by elected members and communities during the ward consultation sessions in 2013 as;

- Reducing accidental dwelling house fires and the resultant fatalities and casualties
- Reducing deliberate fires
- Reducing road traffic collisions
- Reducing the number of attendances to unwanted fire alarm signals (false alarms)

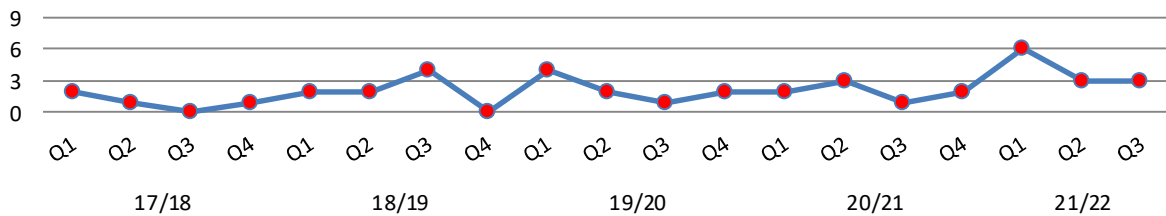
All accidental dwelling fires

Month/Year	2017/18	2018/19	2019/20	2020/21	2021/22	Highland
April	1	1	1	2	3	19
May	1	0	2	0	1	14
June	0	1	1	0	2	13
July	0	0	0	1	2	7
August	1	0	1	1	0	11
September	0	2	1	1	1	9
October	0	1	1	1	1	11
November	0	2	0	0	1	11
December	0	1	0	0	1	16
January	0	0	1	0		
February	1	0	0	2		
March	0	0	1	0		
Fiscal Yr	4	8	9	8	12	111



Month/Year	2017/18	2018/19	2019/20	2020/21	2021/22
Fiscal Yr	4	8	9	8	12

Qtr/Year	2017/18	2018/19	2019/20	2020/21	2021/22	Highland
Quarter 1	2	2	4	2	6	46
Quarter 2	1	2	2	3	3	27
Quarter 3	0	4	1	1	3	38
Quarter 4	1	0	2	2		



Commentary

The tables above represent the number of accidental dwelling house fires that occurred within the Area Committee boundary. Tolerances are set in context of the number of previous incidents by reporting month and, where there has been an increase in overall incidents, the colour coding is identified with the application of the red, amber and green (RAG) system.

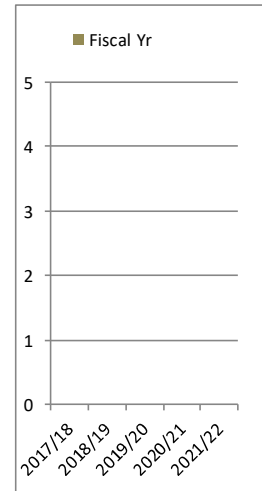
Trend lines also identify the number of incidents over the reporting 5 year period, both by month and by reporting quarter.

The Service works closely with partner agencies and communities to reduce the number of accidental dwelling house fires through the delivery of targeted Home Fire Safety Visits (HFSVs) and the installation of free smoke and heat detectors. Supporting the targeted delivery, partner agencies routinely share data identifying residents that would benefit from this free service, aiming to reduce the risk of fire and harm to householders and their property.

Post Domestic Incident Response (PDIR) is undertaken after every incident as a means of generating HFSVs, and raising fire safety awareness in the community.

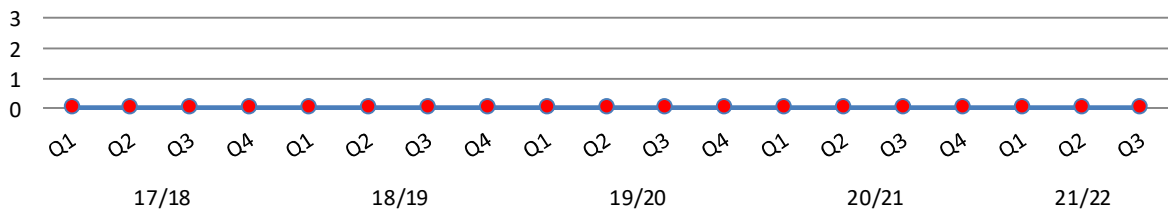
All fatal accidental dwelling fire casualties

Month/Year	2017/18	2018/19	2019/20	2020/21	2021/22	Highland
April	0	0	0	0	0	2
May	0	0	0	0	0	1
June	0	0	0	0	0	0
July	0	0	0	0	0	0
August	0	0	0	0	0	0
September	0	0	0	0	0	0
October	0	0	0	0	0	0
November	0	0	0	0	0	0
December	0	0	0	0	0	0
January	0	0	0	0		
February	0	0	0	0		
March	0	0	0	0		
Fiscal Yr	0	0	0	0	0	3



Month/Year	2017/18	2018/19	2019/20	2020/21	2021/22
Fiscal Yr	0	0	0	0	0

Qtr/Year	2017/18	2018/19	2019/20	2020/21	2021/22	Highland
Quarter 1	0	0	0	0	0	3
Quarter 2	0	0	0	0	0	0
Quarter 3	0	0	0	0	0	0
Quarter 4	0	0	0	0		

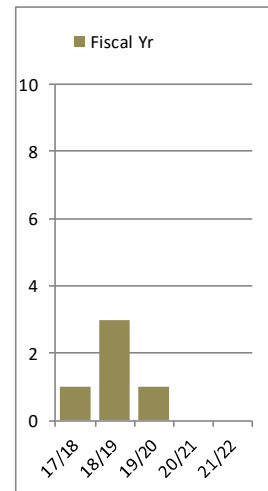


Commentary

The tables above identify the number of dwelling house fires that have resulted in fire related fatalities over the reporting 5 year period. The Service is committed to reducing this figure to eliminate all events and occurrences that result in a fatality. As identified, partnership working and data sharing supports this key aim and the delivery of targeted life safety advice and information.

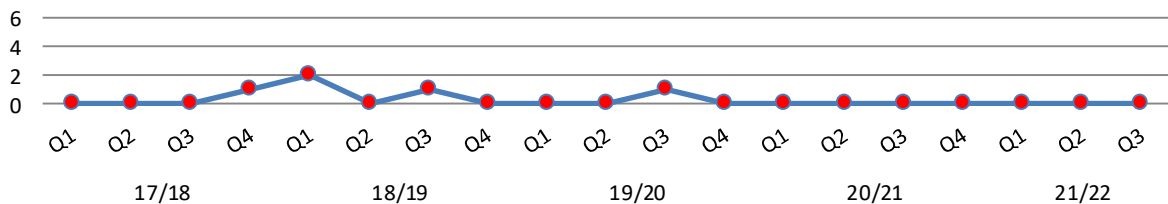
Non-fatal accidental dwell. fire casualties (excl. precautionary checkups)

Month/Year	2017/18	2018/19	2019/20	2020/21	2021/22	Highland
April	0	0	0	0	0	0
May	0	0	0	0	0	1
June	0	2	0	0	0	2
July	0	0	0	0	0	0
August	0	0	0	0	0	1
September	0	0	0	0	0	1
October	0	0	1	0	0	5
November	0	1	0	0	0	0
December	0	0	0	0	0	3
January	0	0	0	0		
February	1	0	0	0		
March	0	0	0	0		
Fiscal Yr	1	3	1	0	0	13



Month/Year	2017/18	2018/19	2019/20	2020/21	2021/22
Fiscal Yr	1	3	1	0	0

Qtr/Year	2017/18	2018/19	2019/20	2020/21	2021/22	Highland
Quarter 1	0	2	0	0	0	3
Quarter 2	0	0	0	0	0	2
Quarter 3	0	1	1	0	0	8
Quarter 4	1	0	0	0		



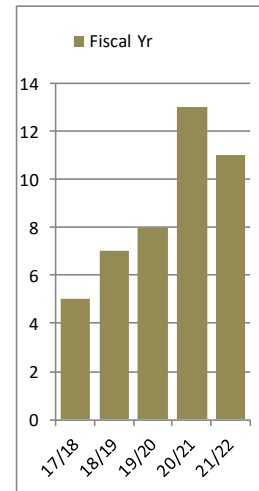
Commentary

The tables above identify the number of dwelling house fires that have resulted in fire related casualties over the reporting 5 year period. The Service is committed to reducing this figure overall, therefore reducing the impact on the community.

The Service will continue to work with partners to reduce the number of casualties.

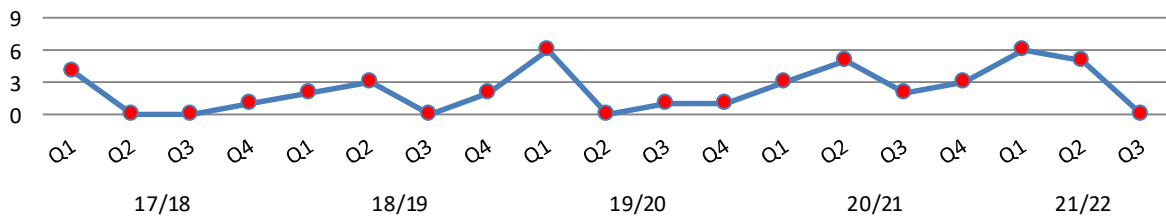
All deliberate fires

Month/Year	2017/18	2018/19	2019/20	2020/21	2021/22	Highland
April	0	1	5	0	2	26
May	2	0	0	1	4	22
June	2	1	1	2	0	30
July	0	1	0	1	3	33
August	0	1	0	1	1	10
September	0	1	0	3	1	20
October	0	0	1	0	0	12
November	0	0	0	1	0	9
December	0	0	0	1	0	5
January	0	0	0	0		
February	0	1	1	2		
March	1	1	0	1		
Fiscal Yr	5	7	8	13	11	167



Month/Year	2017/18	2018/19	2019/20	2020/21	2021/22
Fiscal Yr	5	7	8	13	11

Qtr/Year	2017/18	2018/19	2019/20	2020/21	2021/22	Highland
Quarter 1	4	2	6	3	6	78
Quarter 2	0	3	0	5	5	63
Quarter 3	0	0	1	2	0	26
Quarter 4	1	2	1	3		

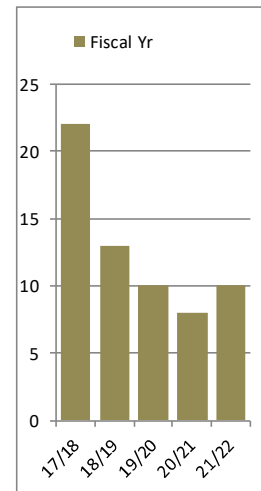


Commentary

Deliberate fires include those as a result of fire related antisocial behaviour (ASB) and wildfires. Analysis of the overall incidents and the periods in when they occur, identify seasonal variations e.g. muirburning season and holiday periods. The Service has introduced a number of fire reduction strategies and thematic action plans targeting these types of incidents. Working in partnership with other key agencies, the Service is working hard to reduce these incidents overall. Examples of which include the promotion of fire reduction through the Safer Highland ASB Group, promoting best practice and partnership working through the Scottish Wildfire Forum (SWF) and targeting key groups ahead of known peak activity periods.

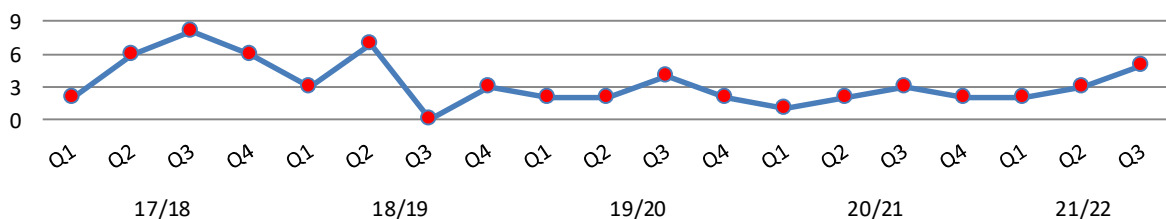
Special Service - RTCs

Month/Year	2017/18	2018/19	2019/20	2020/21	2021/22	Highland
April	0	0	1	0	0	4
May	1	1	0	0	0	15
June	1	2	1	1	2	10
July	3	2	1	0	0	16
August	1	5	1	1	2	17
September	2	0	0	1	1	18
October	1	0	2	0	4	22
November	5	0	2	2	0	11
December	2	0	0	1	1	12
January	1	0	1	1		
February	3	1	0	1		
March	2	2	1	0		
Fiscal Yr	22	13	10	8	10	125



Month/Year	2017/18	2018/19	2019/20	2020/21	2021/22
Fiscal Yr	22	13	10	8	10

Qtr/Year	2017/18	2018/19	2019/20	2020/21	2021/22	Highland
Quarter 1	2	3	2	1	2	29
Quarter 2	6	7	2	2	3	51
Quarter 3	8	0	4	3	5	45
Quarter 4	6	3	2	2		



Commentary

Special Service incidents involve an operational response to a range of emergency activities including life critical road traffic collisions, flooding events, industrial accidents and in support of other emergency service colleagues at larger multi-agency non-fire related events.

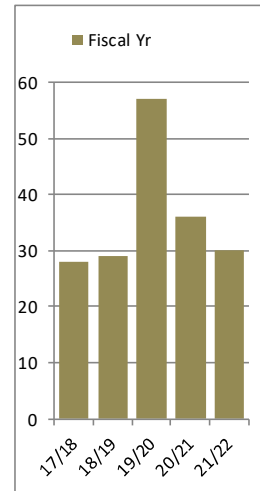
The most common type of special service is as a result of a road traffic collision involving, in most cases, a response from all three emergency services. The Service is working in partnership with other emergency response colleagues and partner agencies through the Highland Road Safety Group to reduce these incidents in the communities of Ross and Cromarty.

Road safety activities in the area include e.g. Driving Ambition and Safe Highlander, all of which have a focused message of road safety, targeting key groups in the reduction of road related incidents as identified in Scotland's Road Safety Framework to 2020.

<http://www.scotland.gov.uk/Resource/Doc/286643/0087268.pdf>

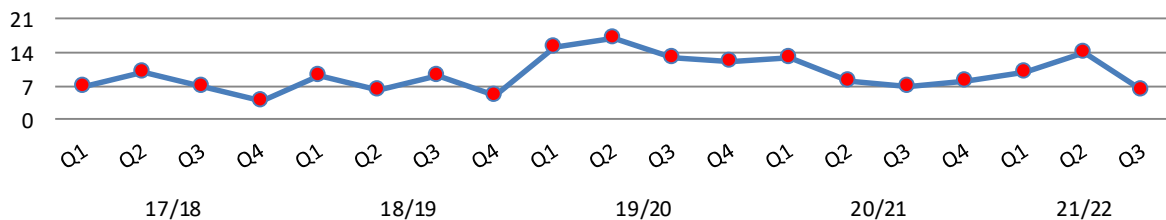
False Alarm - UFAS

Month/Year	2017/18	2018/19	2019/20	2020/21	2021/22	Highland
April	1	4	6	3	4	61
May	3	3	4	5	3	114
June	3	2	5	5	3	102
July	2	0	9	4	8	124
August	5	3	5	1	1	110
September	3	3	3	3	5	153
October	1	4	6	6	1	114
November	2	1	3	1	5	128
December	4	4	4	0	0	104
January	1	2	5	3		
February	2	0	5	4		
March	1	3	2	1		
Fiscal Yr	28	29	57	36	30	1010



Month/Year	2017/18	2018/19	2019/20	2020/21	2021/22
Fiscal Yr	28	29	57	36	30

Qtr/Year	2017/18	2018/19	2019/20	2020/21	2021/22	Highland
Quarter 1	7	9	15	13	10	277
Quarter 2	10	6	17	8	14	387
Quarter 3	7	9	13	7	6	346
Quarter 4	4	5	12	8		



Commentary

The Service responds to a number of false alarms over the reporting year, most of which are unwanted fire alarm signals (UFAS).

The SFRS Unwanted Fire Alarm Signals Policy requires operational crew and managers to work closely with duty holders in order to reduce the number of UFAS events.

Station Availability

Station	Availability %	Male	Female	Staff	Staffing Change
Achiltibuie	9%	5	0	5	→
Applecross	54%	4	1	5	→
Aultbea	91%	9	0	9	↘
Gairloch	90%	6	2	8	↘
Glenelg	84%	7	1	8	↘
Kinlochewe	57%	6	0	6	→
Kyle	93%	8	0	8	↘
Lochcarron	60%	5	0	5	↘
Ratagan (CRU)	N/A	0	0	0	→
Torridon	72%	5	3	8	→
Ullapool – 1 st Appliance	100%	17	3	20	↗
Ullapool – 2 nd Appliance	83%				

Wester Ross, Strathpeffer and Lochalsh Local Committee Totals	72	10	82
----------------------------------------------------------------------	----	----	----

Commentary

The table shows the current staffing levels on stations and total availability that these individuals have been available for calls, and how this affects the availability of the station's fire appliances.

There are no set staffing levels for crew members at RDS and CRU fire stations. A station's compliment is based on the ability of the crew to achieve 100% appliance availability with a resilience provision for absences.

The former working figures for station compliments were 12 crew members at a one pump station and 20 at a two pump station.

The actual number of crew members at a fire station will vary according to the daily availability of individual crew members and their personal skill sets.

The Service works closely with employers and RDS staff to support an improvement in availability. However, we recognise the challenges faced by RDS staff when combining primary employment and their operational availability across the communities in Highland area.

The Service is actively recruiting in a number of communities to improve station and fire appliance availability.