

The Highland Council

Agenda Item	6a
Report No	ERA/21/23

Committee: Easter Ross Area Committee

Date: 16 October 2023

Report Title: Alness Academy Associated School Group Overview

Report By: Executive Chief Officer, Education & Learning

1. Purpose/Executive Summary

1.1 This report provides an update of key information in relation to the schools within the Alness Academy Associated School Group (ASG) and provides useful updated links to further information in relation to these schools.

1.2 The primary schools in this area serve 732 pupils, ELC settings serve 202 children (115 in LA settings, 87 in partner settings, as at September Census), with the secondary school serving 488 young people.

2. Recommendations

2.1 Members are asked to:

- i. Scrutinise and note the content of the report

3. Implications – there are no implications

3.1 Resource

3.2 Legal

3.3 Community (Equality, Poverty, Rural and Island)

3.4 Climate Change / Carbon Clever

3.5 Risk

3.6 Health and Safety (risks arising from changes to plant, equipment, process, or people)

3.7 Gaelic

4. School Information

4.1 School website links

Secondary – [Link to Alness Academy webpage](#)

Primary [Link to School information on Highland Council website](#)

School	Link to School Webpage
Ardross Primary	Ardross Primary Webpage
Bridgend Primary	Bridgend Primary Webpage
Coulhill Primary	Coulhill Primary Webpage
Kiltearn Primary	Kiltearn Primary Webpage
Obsdale Primary	Obsdale Primary Webpage

4.2 Standards and Quality Reports – latest reports

School	Leadership of change	Learning, teaching and assessment	Ensuring wellbeing, equality and inclusion	Raising attainment and achievement
Alness Academy	Good	Satisfactory	Satisfactory	Satisfactory
Ardross Primary	Good	Good	Good	Satisfactory
Bridgend Primary	Good	Good	Good	Good
Coulhill Primary	Good	Satisfactory	Satisfactory	Satisfactory
Kiltearn Primary	Satisfactory	Good	Good	Good
Obsdale Primary	Satisfactory	Satisfactory	Satisfactory	Satisfactory

ELC	Leadership of change	Learning, teaching and assessment	Ensuring wellbeing, equality and inclusion	Raising attainment and achievement
Bridgend Primary Nursery	Good	Good	Good	Good
Coulhill Primary Nursery	Good	Satisfactory	Satisfactory	Satisfactory
Kiltearn Primary Nursery	Satisfactory	Satisfactory	Good	Satisfactory
Obsdale Primary Nursery	Satisfactory	Satisfactory	Good	Satisfactory

4.3 Education Scotland Inspection reports

School	Date of Latest Published Report	Link to Education Scotland Pages
Alness Academy	10/04/19	Link
Ardross Primary	+ 5 Years	Link
Bridgend Primary	+ 5 Years	Link
Coulhill Primary	07/03/23	Link
Kiltearn Primary	+ 5 Years	Link
Obsdale Primary	+ 5 Years	Link

Education Scotland website shows review and inspection reports in last 5 years, older reports are no longer available to view on the site.

5. School Buildings

5.1 Link to [School Roll Forecast and capacity](#)

6. Pupil Information

6.1 Attainment Profile

Primary Attainment – Pupils Achieving Expected National Curriculum for Excellence Levels - P1,4,7 Combined, Literacy and Numeracy

2021/22 P1/4/7 combined	Roll P1/4/7	Reading	Writing	Listening & Talking	Numeracy
National		78%	73%	86%	78%
Highland		72%	63%	79%	68%
Ardross Primary	15	60%	27%	67%	40%
Bridgend Primary	119	77%	63%	87%	75%
Coulhill Primary	89	67%	58%	81%	60%
Kiltearn Primary	43	53%	47%	58%	44%
Obsdale Primary	41	27%	20%	34%	17%

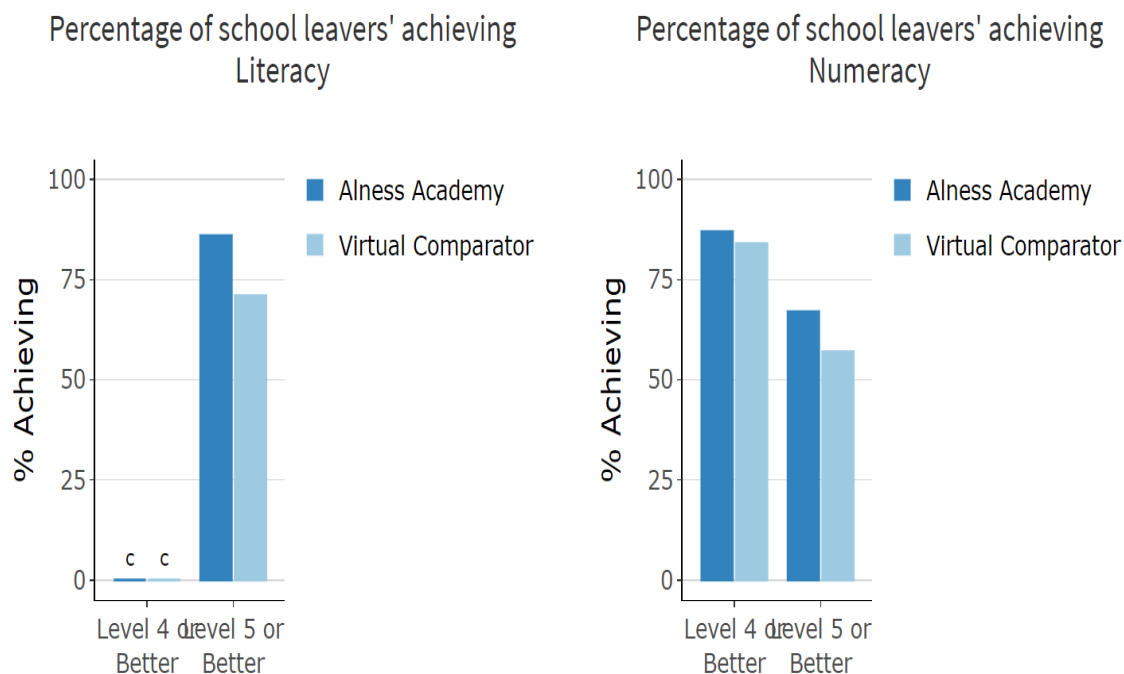
Attainment Data for Secondary School

Improving Attainment in Literacy & Numeracy

Measure: Pupils Achieving Expected National Curriculum for Excellence Levels by the end of S3

2021/22	S3 Roll	Reading	Writing	Listening & Talking	Numeracy
National		88%	87%	89%	90%
Authority		85%	84%	86%	87%
Alness Academy	95	77%	77%	77%	78%

Senior Phase



6.2 Pupil Destinations 16+

Leaver destination information is taken from the School Leaver Destination data collected by Skills Development Scotland (SDS) on behalf of the Scottish Government.

	% Positive Destinations		
	2019/20	2020/21	2021/22
Alness Academy	92.06	94.64	90.38
Highland	92.55	94.33	94.45
Scotland	93.36	95.48	95.74

Number of pupils leaving in school year:

Total No. Leavers	Alness Academy	HIGHLAND	SCOTLAND
2019/20	63	2216	47435
2020/21	56	2328	50719
2021/22	52	2559	55211

Destinations of Pupils (%)

DESTINATION	Alness Academy			HIGHLAND			SCOTLAND		
	19/20	20/21	21/22	19/20	20/21	21/22	19/20	20/21	21/22
Higher Education	32.88	29.51	26.32	23.83	36.38	34.08	44.20	45.11	41.27
Further Education	23.29	19.67	18.42	25.41	18.08	19.58	28.06	23.29	25.45
Training	5.48	1.64	1.32	3.20	2.71	1.52	3.68	3.67	2.92
Employment	27.4	42.62	42.11	23.83	36.60	38.73	16.18	22.58	25.11
Voluntary	0	0	0	0.50	0.43	0.31	0.45	0.37	0.47
Activity Agreements	0	0	0	0	0	0	0	0	0
Unemployed Seeking	6.85	4.92	11.84	4.42	3.14	2.89	4.14	2,53	2.32
Unemployed Not Seeking	4.11	0	0	2.17	2.10	1.76	1.83	1.69	1.54
Unknown	0	1.64	0	0.86	0.43	0.90	0.67	0.30	0.40

Note: National averages have been calculated from the figures for all available local authority and grant-aided schools, whereas the local authority averages are based on local authority schools only.

Designation: Area Education and Learning Manager

Date: 16 October 2023

Author: Derek Martin

Background Papers:

Appendices: ASG School Rolls – Session 2022-23

Appendix 1

ASG SCHOOL ROLLS – Session 2022-23

Primary School	P1	P2	P3	P4	P5	P6	P7	Total
Ardross Primary	4	5	2	4	4	4	4	27
Bridgend Primary	46	49	39	32	38	44	38	286
Coulhill Primary	25	28	22	30	26	25	27	183
Kiltearn Primary	15	14	16	18	14	19	23	119
Obsdale Primary	13	13	20	18	15	23	15	117
Total:	103	109	99	102	97	115	107	732

School Name	S1	S2	S3	S4	S5	S6	TOTAL S1-S6
Alness Academy	92	111	98	96	60	31	488

The Highland Council

Agenda Item	6b
Report No	ERA/22/23

Committee: Easter Ross Area Committee

Date: 16 October 2023

Report Title: Invergordon Academy Associated School Group Overview

Report By: Executive Chief Officer, Education & Learning

1. Purpose/Executive Summary

- 1.1 This report provides an update of key information in relation to the schools within the Invergordon Academy Associated School Group (ASG) and provides useful updated links to further information in relation to these schools.
- 1.2 The primary schools in this area serve 364 pupils, ELC settings serve 73 children (as at September Census), with the secondary school serving 347 young people.

2. Recommendations

- 2.1 Members are asked to:
 - i. Scrutinise and note the content of the report

3. Implications – there are no implications

- 3.1 Resource
- 3.2 Legal
- 3.3 Community (Equality, Poverty, Rural and Island)
- 3.4 Climate Change / Carbon Clever
- 3.5 Risk
- 3.6 Health and Safety (risks arising from changes to plant, equipment, process, or people)
- 3.7 Gaelic

4. School Information

4.1 School website links

Secondary – [Link to Invergordon Academy webpage](#)

Primary [Link to School information on Highland Council website](#)

School	Link to School Webpage
Milton Primary	Milton Primary Webpage
Newmore Primary	Newmore Primary Webpage
Park Primary	Park Primary Webpage
South Lodge Primary	South Lodge Primary Webpage

4.2 Standards and Quality Reports – latest reports

School	Leadership of change	Learning, teaching and assessment	Ensuring wellbeing, equality and inclusion	Raising attainment and achievement
Invergordon Academy	Satisfactory	Weak	Satisfactory	Satisfactory
Milton Primary	Satisfactory	Satisfactory	Good	Satisfactory
Newmore Primary	Good	Good	Good	Good
Park Primary	Good	Good	Good	Very Good
South Lodge Primary	Good	Good	Good	Satisfactory

ELC	Leadership of change	Learning, teaching and assessment	Ensuring wellbeing, equality and inclusion	Raising attainment and achievement
Milton Primary ELC	Good	Satisfactory	Good	Satisfactory
Park Primary ELC	Very Good	Good	Very Good	Good
South Lodge Primary ELC	Good	Good	Good	Satisfactory

4.3 Education Scotland Inspection reports

School	Date of Latest Published Report	Link to Education Scotland Pages
Invergordon Academy	21/03/23	Link
Milton Primary	+ 5 Years	Link
Newmore Primary	+ 5 Years	Link
Park Primary	+ 5 Years	Link
South Lodge Primary	14/01/20	Link

Education Scotland website shows review and inspection reports in last 5 years, older reports are no longer available on the site.

5. School Buildings

5.1 Link to [School Roll Forecast and capacity](#)

6. Pupil Information

6.1 Attainment Profile

2021/22 P1/4/7 combined	Roll P1/4/7	Reading	Writing	Listening & Talking	Numeracy
National		78%	73%	86%	78%
Highland		72%	63%	79%	68%
Milton Primary	24	50%	25%	63%	58%
Newmore Primary	20	55%	25%	70%	45%
Park Primary	51	63%	51%	73%	59%
South Lodge Primary	66	53%	64%	77%	53%

Attainment Data for Secondary School

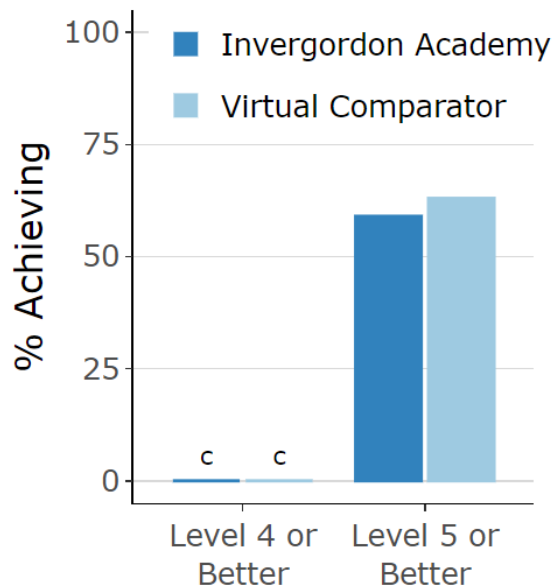
Improving Attainment in Literacy & Numeracy

Measure: Pupils Achieving Expected National Curriculum for Excellence Levels by the end of S3

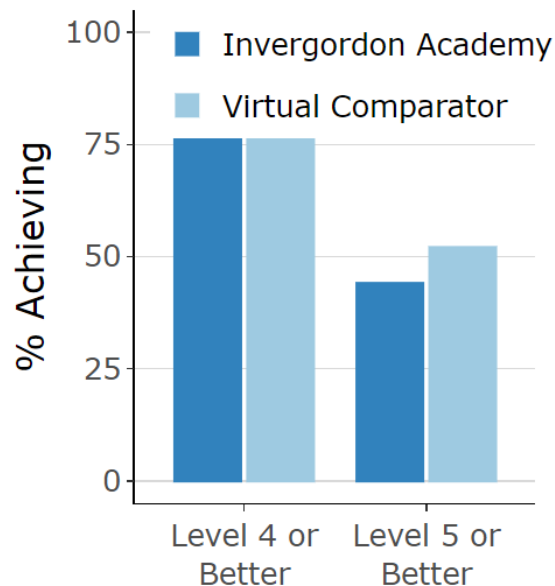
2021/22	S3 Roll	Reading	Writing	Listening & Talking	Numeracy
National		88%	87%	89%	90%
Authority		85%	84%	86%	87%
Invergordon Academy	65	74%	74%	74%	74%

Senior Phase

Percentage of school leavers' achieving Literacy



Percentage of school leavers' achieving Numeracy



6.2 Pupil Destinations 16+

Leaver destination information is taken from the School Leaver Destination data collected by Skills Development Scotland (SDS) on behalf of the Scottish Government.

	% Positive Destinations		
	2019/20	2020/21	2021/22
Invergordon Academy	93.75	95.83	84.31
Highland	92.55	94.33	94.45
Scotland	93.36	95.48	95.74

Number of pupils leaving in school year:

Total No. Leavers	Invergordon Academy	HIGHLAND	SCOTLAND
2019/20	48	2216	47435
2020/21	48	2328	50719
2021/22	51	2559	55211

Destinations of Pupils (%)

DESTINATION	Invergordon Academy			HIGHLAND			SCOTLAND		
	19/20	20/21	21/22	19/20	20/21	21/22	19/20	20/21	21/22
Higher Education	10.42	10.42	5.88	23.83	36.38	34.08	44.20	45.11	41.27
Further Education	14.58	18.75	13.73	25.41	18.08	19.58	28.06	23.29	25.45
Training	2.08	0.0	1.96	3.20	2.71	1.52	3.68	3.67	2.92
Employment	6.25	16.67	19.61	23.83	36.60	38.73	16.18	22.58	25.11
Voluntary	0.0	2.08	0.0	0.50	0.43	0.31	0.45	0.37	0.47
Activity Agreements	0.0	0.0	0.0	0	0	0	0	0	0
Unemployed Seeking	0.0	0.0	1.96	4.42	3.14	2.89	4.14	2,53	2.32
Unemployed Not Seeking	0.0	0.0	0.0	2.17	2.10	1.76	1.83	1.69	1.54
Unknown	2.08	0.0	1.96	0.86	0.43	0.90	0.67	0.30	0.40

***Note:** National averages have been calculated from the figures for all available local authority and grant-aided schools, whereas the local authority averages are based on local authority schools only.*

Designation: Area Education and Learning Manager

Date: 16 October 2023

Author: Derek Martin

Background Papers:

Appendices: ASG School Rolls – Session 2022-23

Appendix 1

ASG SCHOOL ROLLS – Session 2022-23

Primary School	P1	P2	P3	P4	P5	P6	P7	Total
Milton Primary	15	7	6	10	7	9	10	64
Newmore Primary	3	2	4	2	8	3	3	25
Park Primary	18	10	14	24	15	19	31	131
South Lodge Primary	28	16	17	20	20	20	23	144
Total:	64	35	41	56	50	51	67	364

School Name	S1	S2	S3	S4	S5	S6	TOTAL S1-S6
Invergordon Academy	69	76	71	64	43	24	347

The Highland Council

Agenda Item	6c
Report No	ERA/23/23

Committee: Easter Ross Area Committee

Date: 16 October 2023

Report Title: Tain Royal Academy Associated School Group Overview

Report By: Executive Chief Officer, Education & Learning

1. Purpose/Executive Summary

- 1.1 This report provides an update of key information in relation to the schools within the Tain Royal Academy Associated School Group (ASG) and provides useful updated links to further information in relation to these schools.
- 1.2 The primary schools in this area serve 626 pupils, ELC settings serve 113 children (73 in LA settings, 40 in partner settings, as at September Census), with the secondary school serving 532 young people.

2. Recommendations

- 2.1 Members are asked to:
 - i. Scrutinise and note the content of the report

3. Implications – there are no implications

- 3.1 Resource
- 3.2 Legal
- 3.3 Community (Equality, Poverty, Rural and Island)
- 3.4 Climate Change / Carbon Clever
- 3.5 Risk
- 3.6 Health and Safety (risks arising from changes to plant, equipment, process, or people)
- 3.7 Gaelic

4. School Information

4.1 School website links

Secondary – [Link to Tain Royal Academy webpage](#)

Primary [Link to School information on Highland Council website](#)

School	Link to School Webpage
Craighill Primary	Craighill Primary Webpage
Edderton Primary	Edderton Primary Webpage
Gledfield Primary	Gledfield Primary Webpage
Hill of Fearn Primary	Hill of Fearn Primary Webpage
Hilton of Cadboll Primary	Hilton of Cadboll Primary Webpage
Inver Primary	Inver Primary Webpage
Knockbreck Primary (Tain)	Knockbreck Primary (Tain) Webpage under construction
Tarbat Old Primary	Tarbat Old Primary Webpage

4.2 Standards and Quality Reports – latest reports

Secondary – [Link to Tain Royal Academy webpage](#)

Primary [Link to School information on Highland Council website](#)

School	Link to School Webpage
Craighill Primary	Craighill Primary Webpage
Edderton Primary	Edderton Primary Webpage
Gledfield Primary	Gledfield Primary Webpage
Hill of Fearn Primary	Hill of Fearn Primary Webpage
Hilton of Cadboll Primary	Hilton of Cadboll Primary Webpage
Inver Primary	Inver Primary Webpage
Knockbreck Primary (Tain)	Knockbreck Primary (Tain) Webpage under construction
Tarbat Old Primary	Tarbat Old Primary Webpage

Standards and Quality Reports – latest reports

School	Leadership of change	Learning, teaching and assessment	Ensuring wellbeing, equality and inclusion	Raising attainment and achievement
Tain Royal Academy	Good	Satisfactory	Good	Good
Craighill Primary	Good	Good	Very Good	Good
Edderton Primary	Satisfactory	Satisfactory	Satisfactory	Very Good
Gledfield Primary	Satisfactory	Satisfactory	Satisfactory	Satisfactory
Hill of Fearn Primary	Satisfactory	Good	Good	Satisfactory
Hilton of Cadboll Primary	Good	Good	Satisfactory	Good
Inver Primary	Good	Very Good	Good	Very Good
Knockbreck Primary (Tain)	Good	Good	Very Good	Good
Tarbat Old Primary	Satisfactory	Good	Good	Satisfactory

ELC	Leadership of change	Learning, teaching and assessment	Ensuring wellbeing, equality and inclusion	Raising attainment and achievement
Craighill Primary ELC	Good	Good	Very Good	Good
Gledfield Primary ELC	Satisfactory	Satisfactory	Satisfactory	Satisfactory
Hill of Fearn Primary ELC	Satisfactory	Good	Good	Satisfactory
Hilton of Cadboll Primary ELC	Good	Good	Satisfactory	Good
Tarbat Old Primary ELC	Satisfactory	Satisfactory	Good	Satisfactory

4.3 Education Scotland Inspection reports

School	Date of Latest Published Report	Link to Education Scotland Pages
Tain Royal Academy	20/02/18	Link
Craighill Primary	19/09/23	Link
Edderton Primary	17/09/19	Link
Gledfield Primary	+ 5 Years	Link
Hill of Fearn Primary	+ 5 Years	Link
Hilton of Cadboll Primary	+ 5 Years	Link
Inver Primary	+ 5 Years	Link
Knockbreck Primary (Tain)	+ 5 Years	Link
Tarbat Old Primary	22/08/23	Link

Education Scotland website shows review and inspection reports in last 5 years, older reports are no longer available on the site.

5. School Buildings

5.1 Link to [School Roll Forecast and capacity](#)

6. Pupil Information

6.1 Attainment Profile

Primary Attainment – Pupils Achieving Expected National Curriculum for Excellence Levels - P1,4,7 Combined, Literacy and Numeracy

2021/22 P1/4/7 combined	Roll P1/4/7	Reading	Writing	Listening & Talking	Numeracy
National		78%	73%	86%	78%
Highland		72%	63%	79%	68%
Craighill Primary	90	65%	59%	68%	58%
Edderton Primary	10	90%	70%	100%	50%
Gledfield Primary	12	58%	50%	83%	50%
Hill of Fearn Primary	23	87%	74%	91%	87%
Hilton of Cadboll Primary	41	66%	54%	68%	68%
Inver Primary	18	72%	67%	89%	83%
Knockbreck Primary (Tain)	72	65%	64%	85%	69%
Tarbat Old Primary	20	70%	15%	85%	55%

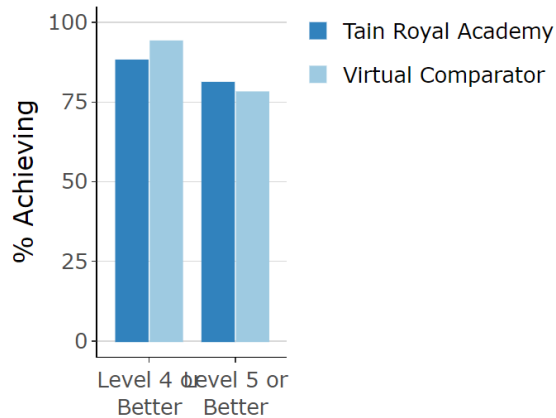
**Attainment Data for Secondary School
Improving Attainment in Literacy & Numeracy**

Measure: Pupils Achieving Expected National Curriculum for Excellence Levels by the end of S3

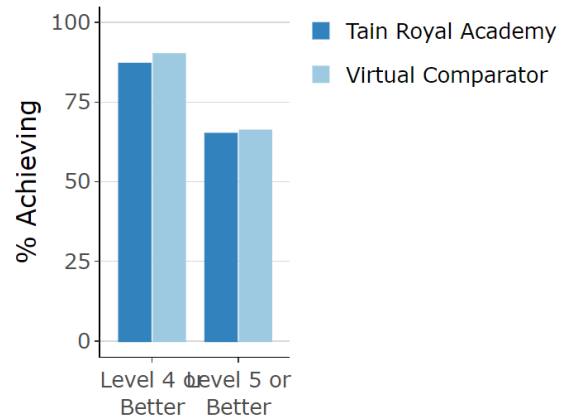
2021/22	S3 Roll	Reading	Writing	Listening & Talking	Numeracy
National		88%	87%	89%	90%
Authority		85%	84%	86%	87%
Tain Royal Academy	116	84%	72%	88%	78%

Senior Phase

Percentage of school leavers' achieving Literacy



Percentage of school leavers' achieving Numeracy



6.2 *Leaver destination information is taken from the School Leaver Destination data collected by Skills Development Scotland (SDS) on behalf of the Scottish Government.*

	% Positive Destinations		
	2019/20	2020/21	2021/22
Tain Royal Academy	96.05	100.00	98.77
Highland	92.55	94.33	94.45
Scotland	93.36	95.48	95.74

Number of pupils leaving in school year:

Total No. Leavers	Tain Royal Academy	HIGHLAND	SCOTLAND
2019/20	76	2216	47435
2020/21	68	2328	50719
2021/22	81	2559	55211

Destinations of Pupils (%)

DESTINATION	Tain Royal Academy			HIGHLAND			SCOTLAND		
	19/20	20/21	21/22	19/20	20/21	21/22	19/20	20/21	21/22
Higher Education	34.48	42.68	33.77	23.83	36.38	34.08	44.20	45.11	41.27
Further Education	26.44	23.17	12.99	25.41	18.08	19.58	28.06	23.29	25.45
Training	9.2	3.66	3.9	3.20	2.71	1.52	3.68	3.67	2.92
Employment	20.69	28.05	42.86	23.83	36.60	38.73	16.18	22.58	25.11
Voluntary	0	1.22	1.3	0.50	0.43	0.31	0.45	0.37	0.47
Activity Agreements	0	0	0	0	0	0	0	0	0
Unemployed Seeking	5.75	0	5.19	4.42	3.14	2.89	4.14	2.53	2.32
Unemployed Not Seeking	2.3	1.22	0	2.17	2.10	1.76	1.83	1.69	1.54
Unknown	1.15	0	0	0.86	0.43	0.90	0.67	0.30	0.40

***Note:** National averages have been calculated from the figures for all available local authority and grant-aided schools, whereas the local authority averages are based on local authority schools only.*

Designation: Area Education and Learning Manager

Date: 16 October 2023

Author: Derek Martin

Background Papers:

Appendices: ASG School Rolls – Session 2022-23

Appendix 1

ASG SCHOOL ROLLS – Session 2022-23

Primary School	P1	P2	P3	P4	P5	P6	P7	Total
Craighill Primary	19	33	26	29	35	35	27	204
Edderton Primary	1	2	1	0	3	2	1	10
Gledfield Primary	1	3	3	1	7	1	4	20
Hill of Fearn Primary	7	10	3	2	12	4	1	39
Hilton of Cadboll Primary	20	11	15	20	15	17	18	116
Inver Primary	4	6	0	4	4	7	7	32
Knockbreck Primary (Tain)	23	23	21	24	22	30	27	170
Tarbat Old Primary	4	3	6	5	5	4	8	35
Total:	79	91	75	85	103	100	93	626

School Name	S1	S2	S3	S4	S5	S6	TOTAL S1-S6
Tain Royal Academy	95	92	96	115	77	57	532