

Agenda Item	3
Report No	DSA/15/23

HIGHLAND COUNCIL

Committee: Dingwall and Seaforth Area Committee

Date: 6 November 2023

Report Title: Scottish Fire and Rescue Area Committee Performance Report

Report By: Local Senior Officer for Highland

1. Purpose/Executive Summary

- 1.1 This report provides an update to Dingwall and Seaforth, Area Committee Members on progress against the priorities outlined in the Scottish Fire and Rescue Service Area Committee Plan for Dingwall and Seaforth.
- 1.2 Priority areas are identified through a range of Intervention, Prevention and Protection activities which are delivered through partnership to reduce the risk to the communities of Dingwall and Seaforth.
- 1.3 The report also contains previously agreed information and performance as requested by Area Committees.

2. Recommendations

- 2.1 Committee Members are invited to **comment** and **scrutinise** the attached Area Performance Report.

3. Dingwall and Seaforth, Area Committee Performance Report

- 3.1 The attached performance report provides the current figures for Quarter 2 of 2023/24 and from the previous four reporting years from the central Scottish Fire and Rescue Service (SFRS) performance management database against the key indicators and timelines from previous reports.
- 3.2 In achieving the priorities within the Area Plan for Dingwall and Seaforth, a number of prevention activities are being progressed. These include; the delivery of free home fire safety visits (HFSV) to high and very high-risk groups, through our operational On-Call Staff and Community Safety Advocates (CSA), post domestic incident response (PDIR) both of which are aimed at reducing accidental dwelling house fires following our attendance at any incidents of this type. Local managers continue to support the partners in delivering road safety programme, Driving Ambition, and the reduction of fire-related antisocial behaviour through targeted youth engagement and thematic action plans.

Staff also undertake Operational Intelligence (OI) visits to the higher risk premises in Dingwall and Seaforth, to gather vital information on the hazards and risks on these sites which can help our operational response and firefighter safety.

- 3.3 It must be emphasised that the baseline figures for some of the indicators within the report are very low and this can make meaningful statistical analysis challenging. The low figures can also make it inappropriate to provide detailed data analysis which could compromise personal information.
- 3.4 The performance report shows that Accidental Dwelling fires, remain very low in the area with no Accidental Dwelling fire in this reporting period. There were no Fire Fatalities or Non-fatal Fire Casualties in this reporting period. There were 2 Deliberate Fire in this reporting period which remains under the 3-year average.

Special Service – there were no road traffic collisions (RTC) reported during this period.

From 1 July 2023, SFRS have implemented [UFAS incident procedure](#) following our previous [public consultation](#). During this reporting period we attended 3 Unwanted Fire Alarm Signals (UFAS) incidents. This is down from 17 that we attended the previous quarter. Although this number is considerably lower, personnel will continue to work in partnership with the clear aim of trying to eliminate all incident types through our preventative work and targeted engagement with premises.

Appliance availability remains good with 1st Appliance showing 99.07%, and 2nd Appliance showing 70.30%.

We currently have an establishment of 18 personnel at the Station. Local management are looking to recruit to fill these vacancies.

Designation: Local Senior Officer for Highland

Date: 10th October 2023.

Author: Station Commander Paul Young

Background Papers: Highland – Dingwall and Seaforth, Area Committee - Performance Report



DINGWALL AND SEAFORTH COMMITTEE

PERFORMANCE REPORT

DISCLAIMER

The figures included in this report are provisional and subject to change as a result of quality assurance and review. The statistics quoted are internal management information published in the interests of transparency and openness.

The Scottish government publishes Official Statistics each year which allow for comparisons to be made over longer periods of time.



SCOTTISH
FIRE AND RESCUE SERVICE

Working together for a safer Scotland

**Working together
for a safer Scotland**

**QUARTER 2
JULY – SEPTEMBER 2023**

ABOUT THE STATISTICS IN THIS REPORT

The key performance indicators (KPIs) above have been extracted from the suite of KPIs contained within the Scottish Fire and Rescue Framework Document 2013.







<http://www.scotland.gov.uk/Resource/0041/00416181.pdf>

The KPIs above also represent the main priority areas for the Scottish Fire and Rescue Service, identified by elected members and communities during the ward consultation sessions in 2013 as;

- Reducing accidental dwelling house fires and the resultant fatalities and casualties
- Reducing deliberate fires
- Reducing road traffic collisions
- Reducing the number of attendances to unwanted fire alarm signals (false alarms)

PERFORMANCE SUMMARY

The table below provides a summary of the three months (1 July to 30 September) activity and year to date (YTD) progress, based on annual targets set against headline indicators. It aims to provide – at a glance – our direction of travel during the current reporting year.

Q2: All Incidents Attended – 25		
Accident Dwelling Fires (ADF) 	ADF Fatal Casualties 	ADF Non Fatal Casualties 
Q2 – 0 incidents YTD – 1 incidents	Q2 – 0 YTD – 0	Q2 – 0 YTD – 0
All Deliberate Fires 	Road Traffic Collisions (RTC) 	Unwanted Fire Alarm Signals 
Q2 – 2 incidents YTD – 6 incidents	Q2 – 0 incidents YTD – 4 incidents	Q2 – 3 incidents YTD – 20 incidents

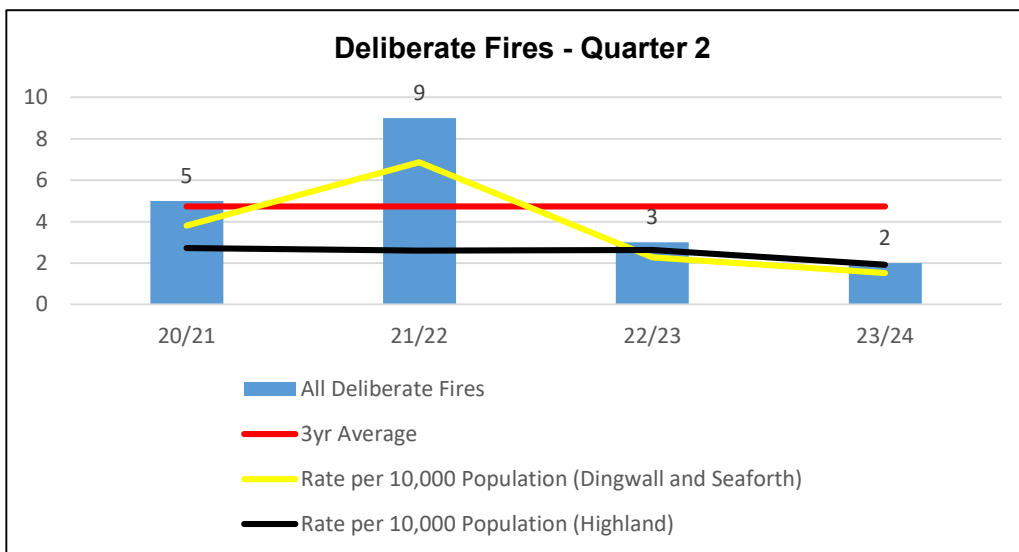
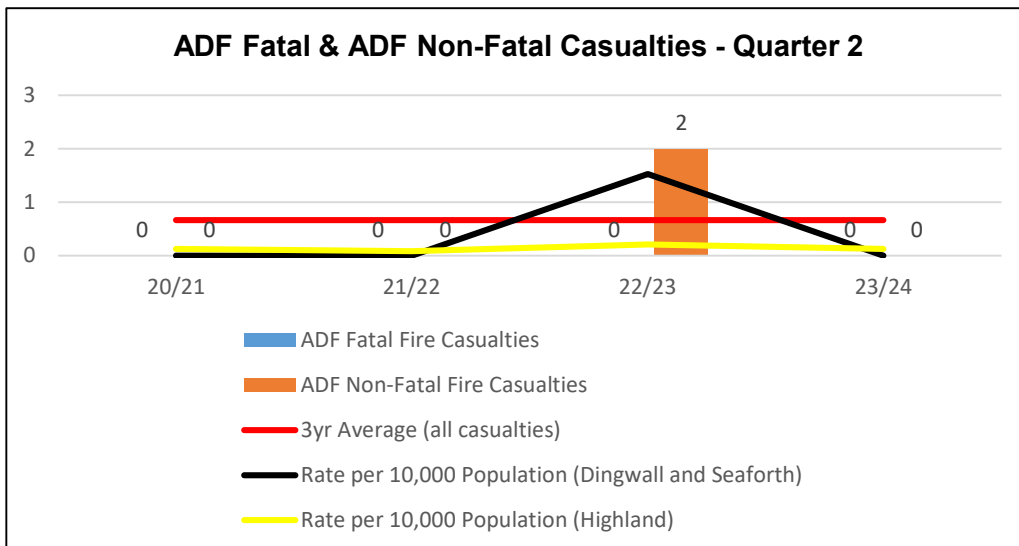
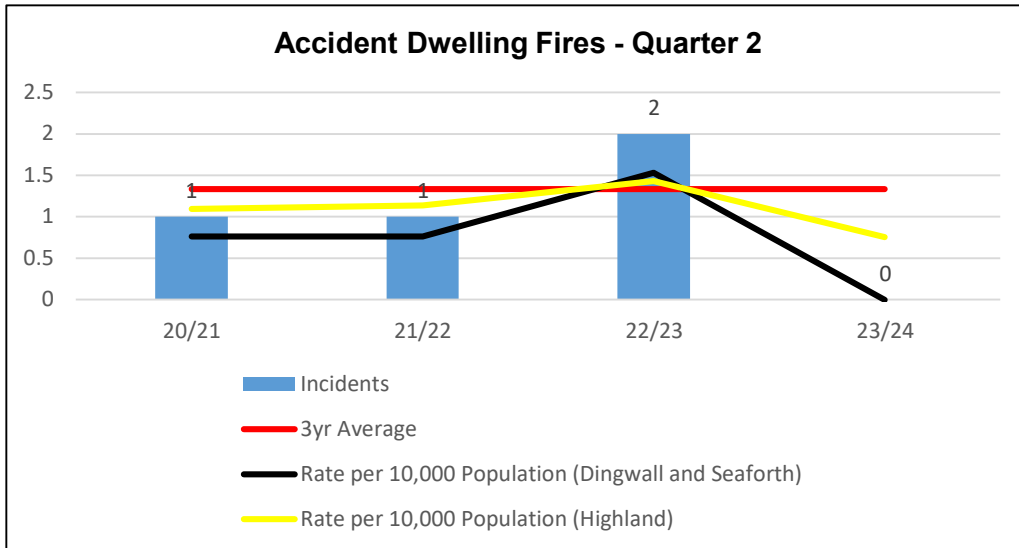
PERFORMANCE HIGHLIGHTS

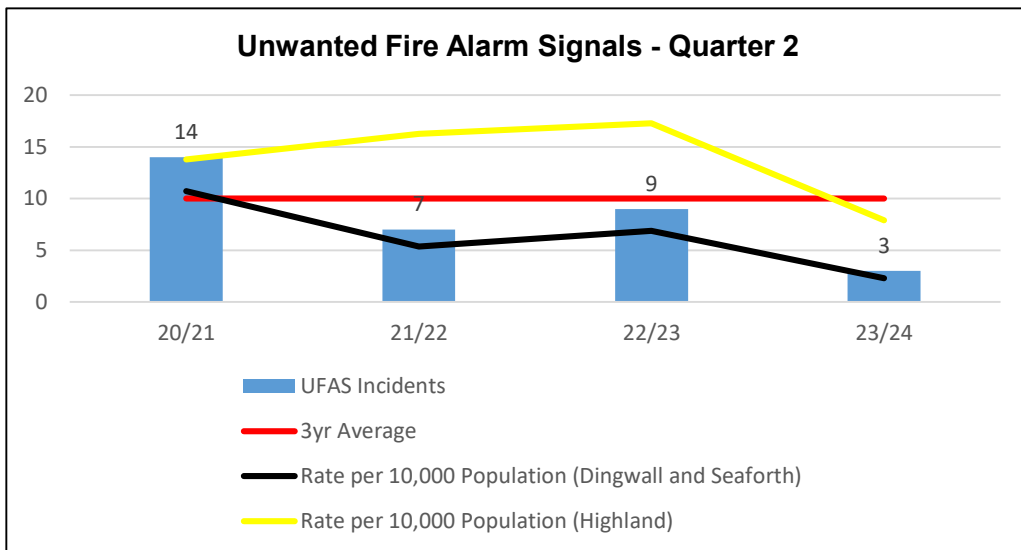
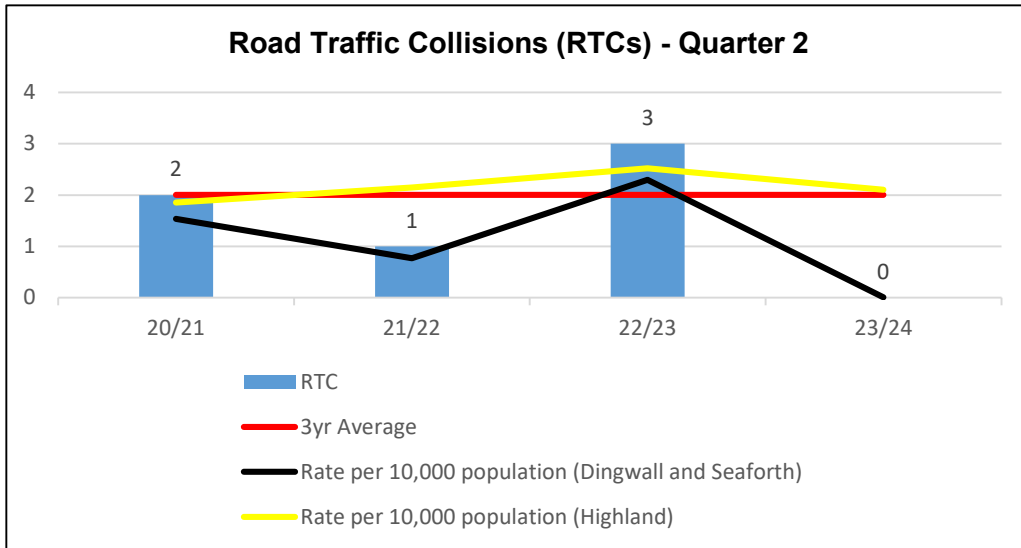
Of the 6 KPIs, the following performance should be noted for the three-month period 1 July to 30 September 2023.

- There were **0 Accident Dwelling Fires (ADF)** which is below the 3-year average. The majority are classed as low severity, requiring little or no intervention from the Service and minimal fire damage. There were **0 ADF Fatalities**, and **0 ADF Casualties**. All ADF's are offered Home Fire Safety Visits and agency referrals where required.
- There was **2 Deliberate Fires**, which was one Deliberate Primary Fires and one Deliberate Secondary Fires which below average. Referrals are made to other agencies for those at work within our communities.
- We attended **0 Road Traffic Collisions (RTCs)**. There were no RTC Related Fatalities or RTC Related Injuries. Our Prevention teams are working with partner agencies through the Highland Road Safety group, Older driver Virtual Reality Scheme and Road Safety Scheme for new drivers.
- We attended **3 Unwanted Fire Alarm Signals (UFAS)** showing a trend of a slight decrease. From 1 July 2023, we have stopped attending AFA call outs to commercial business and workplace premises, such as factories, offices, shops and leisure facilities unless a fire has been confirmed. Our control room operators now ask anyone who reports a fire alarm to check whether there is an actual fire or signs of fire, before sending the nearest fire appliance. This does not apply to sleeping premises, such as hospitals, care homes, hotels or domestic dwellings who will receive the full pre-determined attendance (PDA). This change follows the SFRS public consultation in 2021.

For more information please visit:

[Scottish Fire & Rescue Service: Unwanted Fire Alarm Signals \(UFAS\) \(firescotland.gov.uk\)](https://firescotland.gov.uk)





Station Establishment and Availability

- 2 x On-Call Retained Duty System appliances across 1 Station

These Stations served the Dingwall and Seaforth Committee population

***Please note the availability figures do not include Joint Mobilising availability.**

Station	1 Jul – 30 Sept 2023 Availability %	Male	Female	Staff
Dingwall – 1 st Appliance	99.07%	17	1	18
Dingwall – 2 nd Appliance	70.30%			