

Agenda Item	3
Report No	BSAC/15/23

## HIGHLAND COUNCIL

**Committee:** Badenoch and Strathspey Area Committee

**Date:** 13<sup>th</sup> November 2023

**Report Title:** Scottish Fire and Rescue Area Committee Performance Report

**Report By:** Local Senior Officer for Highland

### 1. Purpose/Executive Summary

- 1.1 This report provides an update to Badenoch and Strathspey Area Committee Members on progress against the priorities outlined in the Scottish Fire and Rescue Service Area Committee Plan.
- 1.2 Priority areas are identified through a range of Intervention, Prevention and Protection activities which are delivered through partnership to reduce the risk to the communities of Badenoch and Strathspey.
- 1.3 The report also contains previously agreed information and performance as requested by Area Committees.

### 2. Recommendations

- 2.1 Committee Members are invited to **comment** and **scrutinise** the attached Area Performance Report.

### 3. Badenoch and Strathspey Area Committee Performance Report

- 3.1 The attached performance report provides the current figures for Quarter 2 2023 and from the previous four reporting years from the central Scottish Fire and Rescue Service (SFRS) performance management database against the key indicators and timelines from previous reports.
- 3.2 In achieving the priorities within the Area Plan for Badenoch and Strathspey a number of prevention activities are being progressed including the delivery of free home fire safety visits (HFSV) through our operational On-Call Retained Duty System (RDS) and Volunteer Duty System (VDS) Crews and Community Safety Advocates (CSA), post domestic incident response (PDIR) both of which are aimed at reducing accidental dwelling house fires following our attendance at any incidents of this type.

Local managers also support the partnership delivered road safety programmes, and the reduction of fire-related antisocial behaviour through targeted youth engagement activities and thematic action plans.

Staff also undertake Operational Intelligence (OI) visits to the higher risk premises in Badenoch and Strathspey to gather vital information on the hazards and risks on these sites which can help our operational response and firefighter safety.

- 3.3 It must be emphasised that the baseline figures for some of the indicators within the report are very low and this can make meaningful statistical analysis challenging. The low figures can also make it inappropriate to provide detailed data analysis which could compromise personal information.
- 3.4 SFRS continues to actively deliver its On Call RDS/VDS recruitment and training processes to meet the national and local requirements. While we promote campaigns through local media and key community contacts, continued local area support is welcome for recruitment across the district.
- 3.5 Since the implementation of the Unwanted Fire Alarm Signals (UFAS) Policy on the 1<sup>st</sup> July 2023, SFRS crews have attended 28 incidents in this quarter. This is a slight increase on this period when compared to previous years. These incidents have all met the criteria of being premises classed as sleeping risks such as hospitals, care homes, hotels or domestic dwellings.

**Designation:** Local Senior Officer for Highland

**Date:** 30<sup>th</sup> October 2023

**Author:** Station Commander Nick Nethercott

**Background Papers:** Highland – Badenoch and Strathspey Area Committee - Performance Report



## **BADENOCH & STRATHSPEY COMMITTEE**

### **PERFORMANCE REPORT**

#### **DISCLAIMER**

The figures included in this report are provisional and subject to change as a result of quality assurance and review. The statistics quoted are internal management information published in the interests of transparency and openness.

The Scottish government publishes Official Statistics each year which allow for comparisons to be made over longer periods of time.



**SCOTTISH  
FIRE AND RESCUE SERVICE**

Working together for a safer Scotland

**Working together  
for a safer Scotland**

**QUARTER 2  
JULY – SEPTEMBER 2023**

## **ABOUT THE STATISTICS IN THIS REPORT**

The key performance indicators (KPIs) above have been extracted from the suite of KPIs contained within the Scottish Fire and Rescue Framework Document 2013.







<http://www.scotland.gov.uk/Resource/0041/00416181.pdf>

The KPIs above also represent the main priority areas for the Scottish Fire and Rescue Service, identified by elected members and communities during the ward consultation sessions in 2013 as;

- Reducing accidental dwelling house fires and the resultant fatalities and casualties
- Reducing deliberate fires
- Reducing road traffic collisions
- Reducing the number of attendances to unwanted fire alarm signals (false alarms)

## PERFORMANCE SUMMARY

The table below provides a summary of the three months (1 July to 30 September) activity and year to date (YTD) progress, based on annual targets set against headline indicators. It aims to provide – at a glance – our direction of travel during the current reporting year.

<b>Q2: All Incidents Attended – 74</b>		
<b>Accident Dwelling Fires (ADF)</b> 	<b>ADF Fatal Casualties</b> 	<b>ADF Non Fatal Casualties</b> 
<b>Q2 – 2 incidents</b> <b>YTD – 3 incidents</b>	<b>Q2 – 0</b> <b>YTD – 0</b>	<b>Q2 – 2</b> <b>YTD – 2</b>
<b>All Deliberate Fires</b> 	<b>Road Traffic Collisions (RTC)</b> 	<b>Unwanted Fire Alarm Signals</b> 
<b>Q2 – 4 incidents</b> <b>YTD – 11 incidents</b>	<b>Q2 – 10 incidents</b> <b>YTD – 18 incidents</b>	<b>Q2 – 28 incidents</b> <b>YTD – 52 incidents</b>

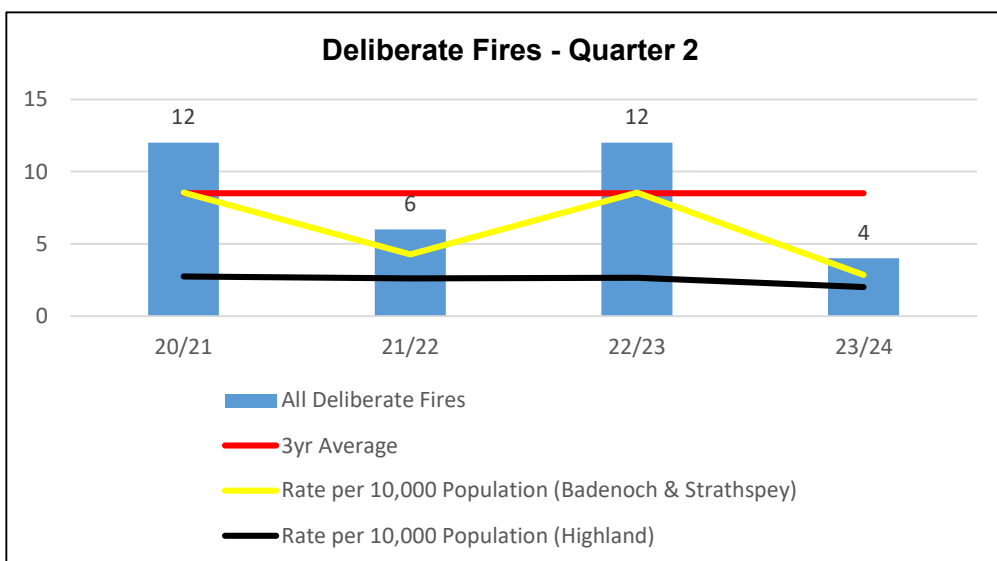
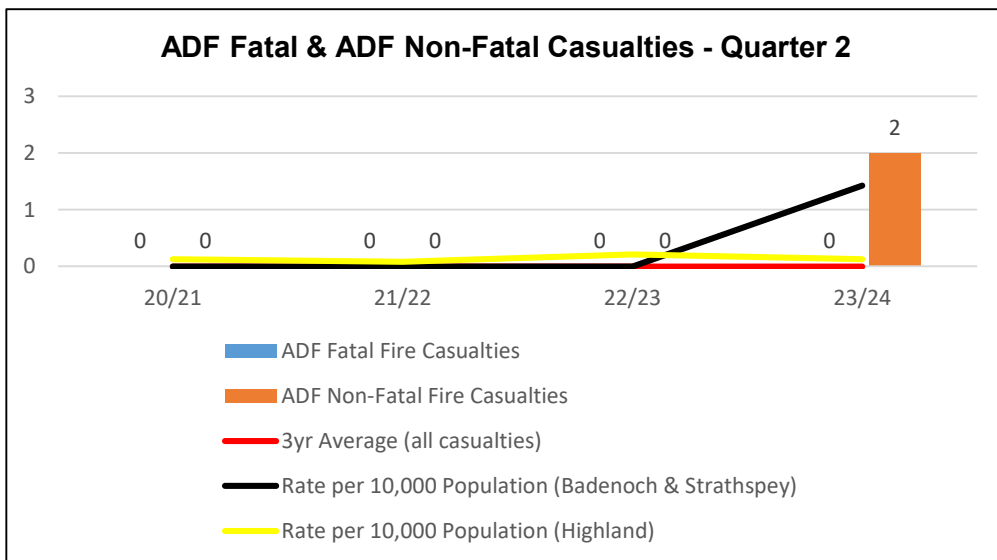
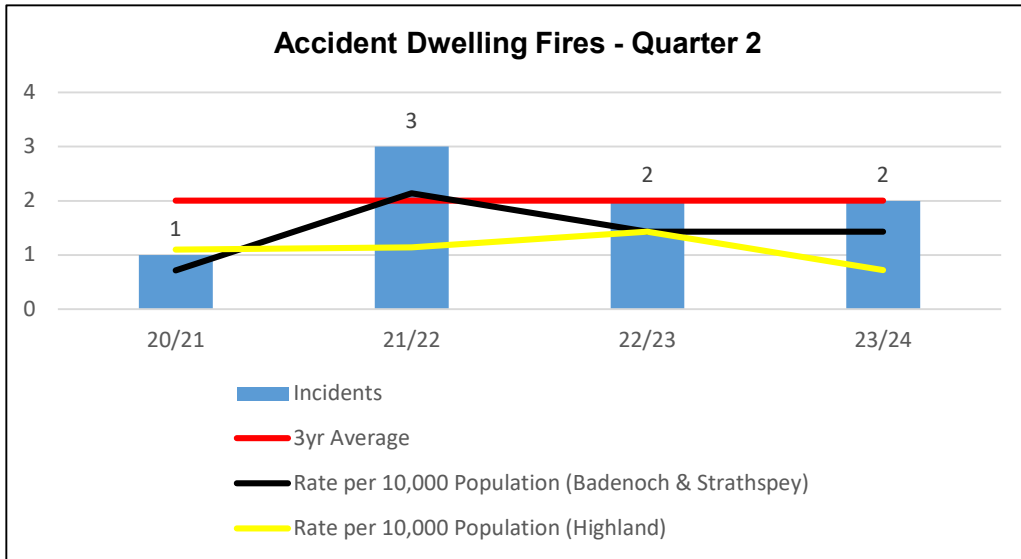
## PERFORMANCE HIGHLIGHTS

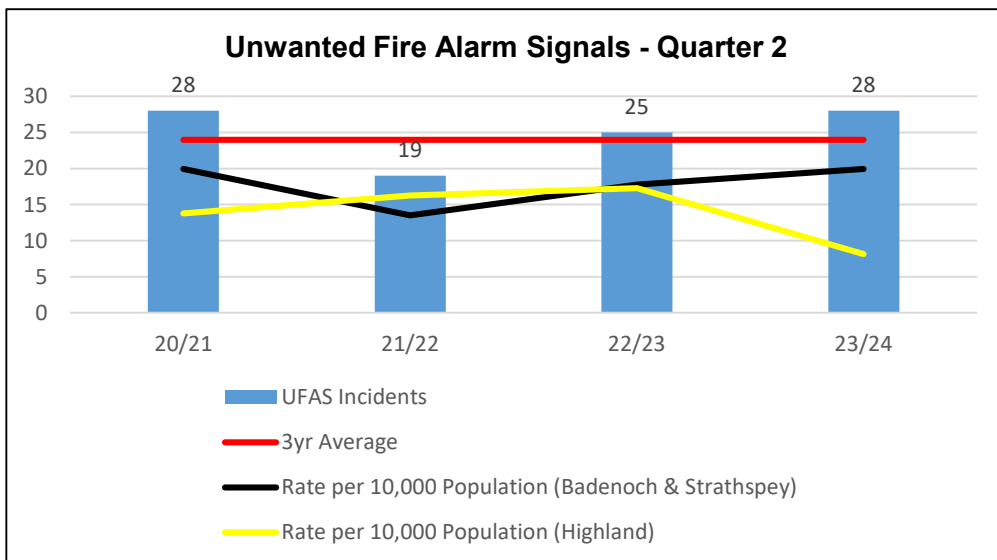
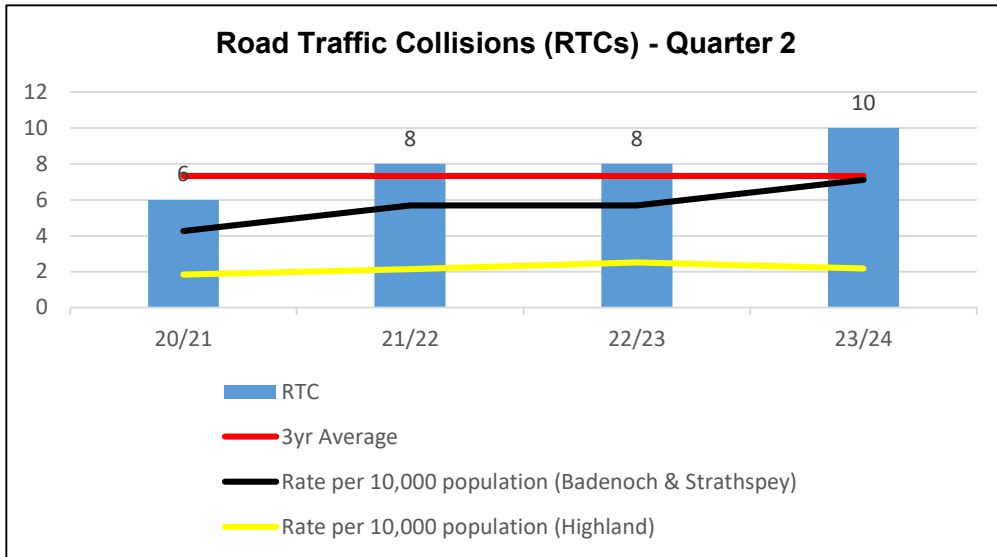
Of the 6 KPIs, the following performance should be noted for the three-month period 1 July to 30 September 2023.

- There were **2 Accident Dwelling Fires (ADF)** which is in line with the 3-year average. Both were classed as low severity, requiring little or no intervention from the Service and minimal fire damage. There were **0 ADF Fatalities**, and **2 ADF Casualties**. All ADF's are offered Home Fire Safety Visits and agency referrals where required.
- There was **4 Deliberate Fires**, which were one Deliberate Other Primary Fire and three Deliberate Secondary Fires which is below the average. Referrals are made to other agencies for those at work within our communities.
- We attended **10 Road Traffic Collisions (RTCs)** which is above average. There were no RTC Related Fatalities however there were 15 RTC Related Injuries, of which 8 went to hospital, three of them with what appeared to be serious injuries. Our Prevention teams are working with partner agencies through the Highland Road Safety group, Older driver Virtual Reality Scheme and Road Safety Scheme for new drivers.
- We attended **28 Unwanted Fire Alarm Signals (UFAS)** showing a trend of a slight increase. From 1 July 2023, we have stopped attending AFA call outs to commercial business and workplace premises, such as factories, offices, shops and leisure facilities unless a fire has been confirmed. Our control room operators now ask anyone who reports a fire alarm to check whether there is an actual fire or signs of fire, before sending the nearest fire appliance. This does not apply to sleeping premises, such as hospitals, care homes, hotels or domestic dwellings who will receive the full pre-determined attendance (PDA). This change follows the SFRS public consultation in 2021.

For more information please visit:

[Scottish Fire & Rescue Service: Unwanted Fire Alarm Signals \(UFAS\) \(firescotland.gov.uk\)](https://firescotland.gov.uk)







## Station Establishment and Availability

- 4 x On-Call Retained Duty System appliances across 3 Stations
- 3 x On-Call Volunteer Duty System vehicles / Community Response Units across 3 Stations

These Stations serve the Badenoch and Strathspey population.

Station	July – Sept 2023 Availability %	Male	Female	Staff
Aviemore	83.57%	10	1	11
Carrbridge (CRU)	N/A	5	1	6
Grantown – 1 <sup>st</sup> Appliance	92.79%	6	2	8
Grantown – 2 <sup>nd</sup> Appliance	8.66%			
Kingussie	88.37%	10	0	10
Nethybridge (CRU)	N/A	0	0	0
Newtonmore (CRU)	N/A	9	0	9