

Refer to civil engineer's drawings for site levels and SUDS design details.

Project Design Team Members

Client	Code SUM/ CL	SUMITOMO ELECTRIC <small>SEI, Kujicho Hitachi City Japan</small>
Project Management Contractors	Code EUR/ PMC	EUROPLAN GROUP <small>Parkview House, Beechill Office Campus, Clonskeagh, Dublin 4, Eire. Tel: +353 1 2606578 staprojectteam@europlanservices.com</small>
Civil Engineers	EUR/ CS	
Structural Engineers	EUR/ SE	
Mechanical Engineers	EUR/ MP	
Electrical Engineers	EUR/ EL	
Architects	Code EDA/ AR	eda <small>EDA Architects Ltd Orang Energy Centre, 41 Cornah Rd Est, Clonsilla, Dublin 15 Tel: +353 1 2606578 edat@eda-architects.com</small>

© Copyright EDA Architects Ltd. The Construction (Design and Management) Regulations 2015 apply to this project. Please refer to the 'Pre-Construction Information', 'Construction Phase Plan' and other relevant documents. All dimensions in millimeters. This drawing is subject to statutory approval (planning, building control etc)

Rev	Date	Description
P06	26.09.23	RPA's clarified. boundary revised to suit.
P05	24.09.23	revised FFL. RPA's shown.
P04	17.09.23	RIBA3 revisions: red line, embankment, SUDS.
P03	17.08.23	revised layout. RIBA3 stage issue.
P02	12.08.23	revised layout. issued for RIBA3 stage approval.
P01	07.08.23	revised layout. issued for RIBA3 stage approval.

SUMITOMO ELECTRIC **SEUK CL**
NIGG, TAIN IV19 1QU

Discipline: ARCHITECT

Sheet Title:
SITE LAYOUT. SHEET 1:
VCB, WAREHOUSE, OFFICES

Sheet Number	PROJECT	ORIGINATOR	VOLUME	LEVEL
	S263	EDA	EXT	EX
TYPE	ROLE	NO.	SUIT.	REV.
DR	AR	151	S4	P06

Scale: 1:500 (A1)

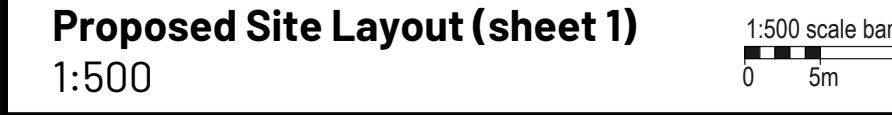
Date: 23.07.23

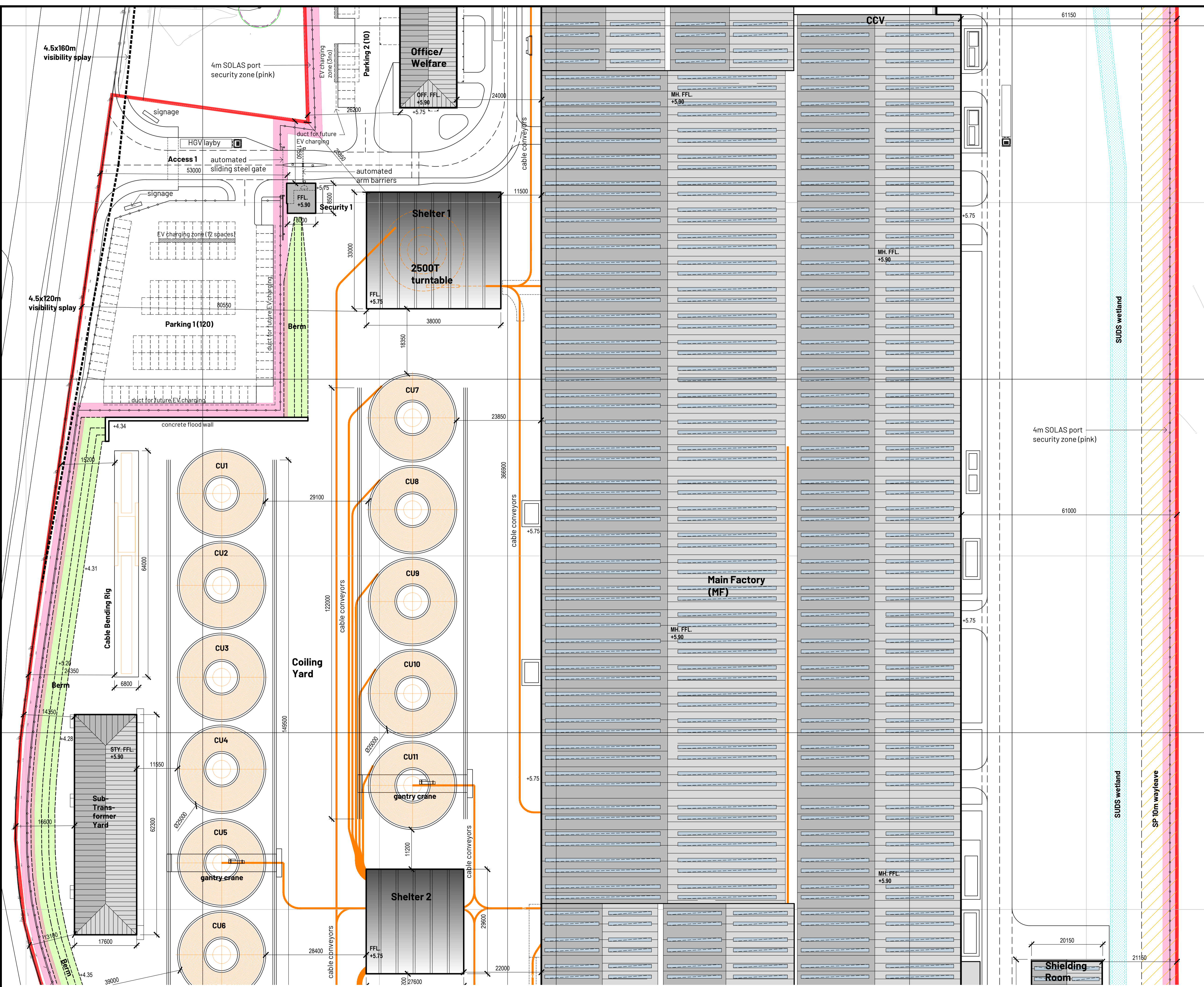
By: ED Chk: ED

EUROPLAN GROUP
Project Management Contractors
Parkview House, Beechill Office Campus,
Clonskeagh, Dublin 4, Eire.
Tel: +353 1 2606578
staprojectteam@europlanservices.com

Proposed Site Layout (sheet 1)
1:500

5m





Project Design Team Members			
Client	Code SUM/ CL	SUMITOMO ELECTRIC	SEI, Kujicho Hitachi City Japan
Project Management Contractors	Code EUR/ PMC	EUROPLAN GROUP	Parkview House, Beechill Office Campus, Clonskeagh, Dublin 4, Eire. Tel: +353 1 2606578 staprojectteam@europlanservices.com
Civil Engineers	EUR/ CS		
Structural Engineers	EUR/ SE		
Mechanical Engineers	EUR/ MP		
Electrical Engineers	EUR/ EL		
Architects	Code EDA/ AR	eda	EDA Architects Ltd Orang Energy Centre, 41 Cornish Rd Est, Clonsilla, ECU sophan@eda-architects.com

© Copyright EDA Architects Ltd. The Construction (Design and Management) Regulations 2015 apply to this project. Please refer to the 'Pre-Construction Information', 'Construction Phase Plan' and other relevant documents. All dimensions in millimeters. This drawing is subject to statutory approval (planning, building control etc)

Refer to civil engineer's drawings for site levels and SUDS design details.

Rev	Date	Description
P05	24.09.23	revised FFL. RPA's shown.
P04	17.09.23	RIBA3 revisions: red line, embankment, SUDS.
P03	17.08.23	revised layout. RIBA3 stage issue.
P02	12.08.23	revised layout. issued for RIBA3 stage approval.
P01	07.08.23	revised layout. issued for RIBA3 stage approval.

SUMITOMO ELECTRIC **SEUK CL**
NIGG, TAIN IV19 1QU

Discipline: ARCHITECT

Sheet Title:
SITE LAYOUT. SHEET 2:
SECURITY 1. SHELTERS 1,2. COILING YARD.
FACTORY

Sheet Number	PROJECT	ORIGINATOR	VOLUME	LEVEL
	S263	EDA	EXT	EX
TYPE	ROLE	NO.	SUIT.	REV.
DR	AR	152	S4	P05

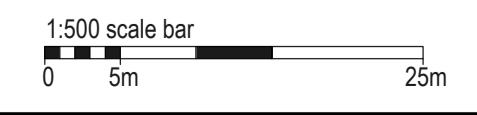
Scale: 1:500 (A1)

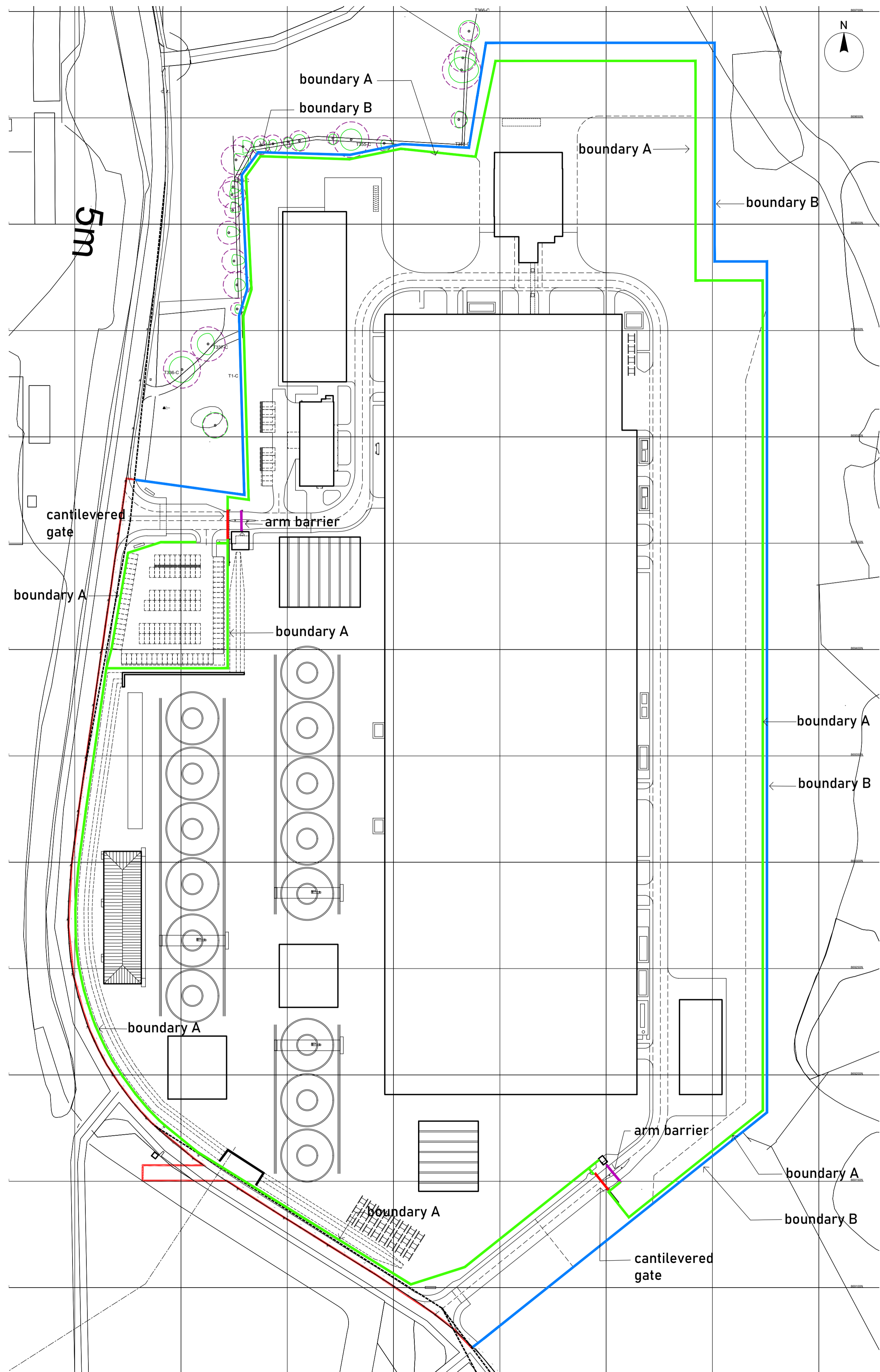
Date: 21.07.23

By: ED Chk: ED

EUROPLAN GROUP
Project Management Contractors
Parkview House, Beechill Office Campus,
Clonskeagh, Dublin 4, Eire.
Tel: +353 1 2606578
staprojectteam@europlanservices.com

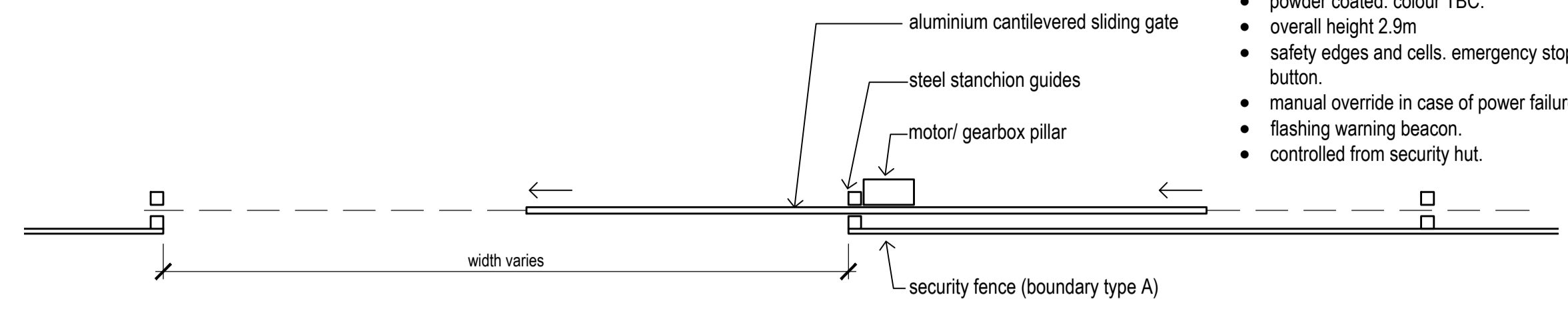
Proposed Site Layout (sheet 2)
1:500





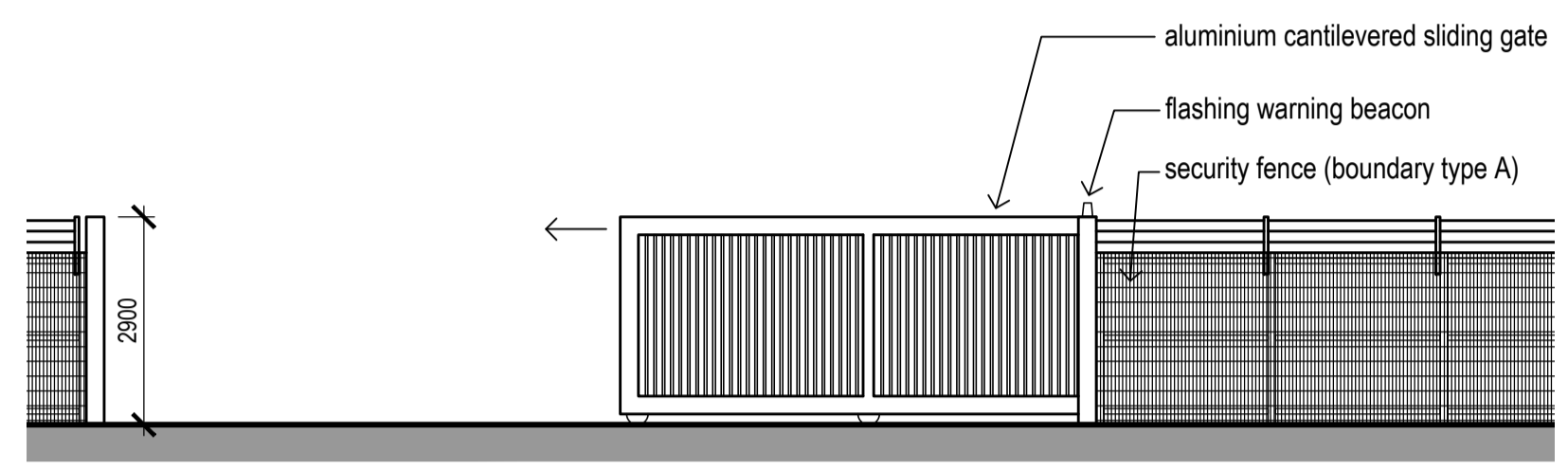
Key Site Plan
nts

Automated Cantilevered Aluminium Gate

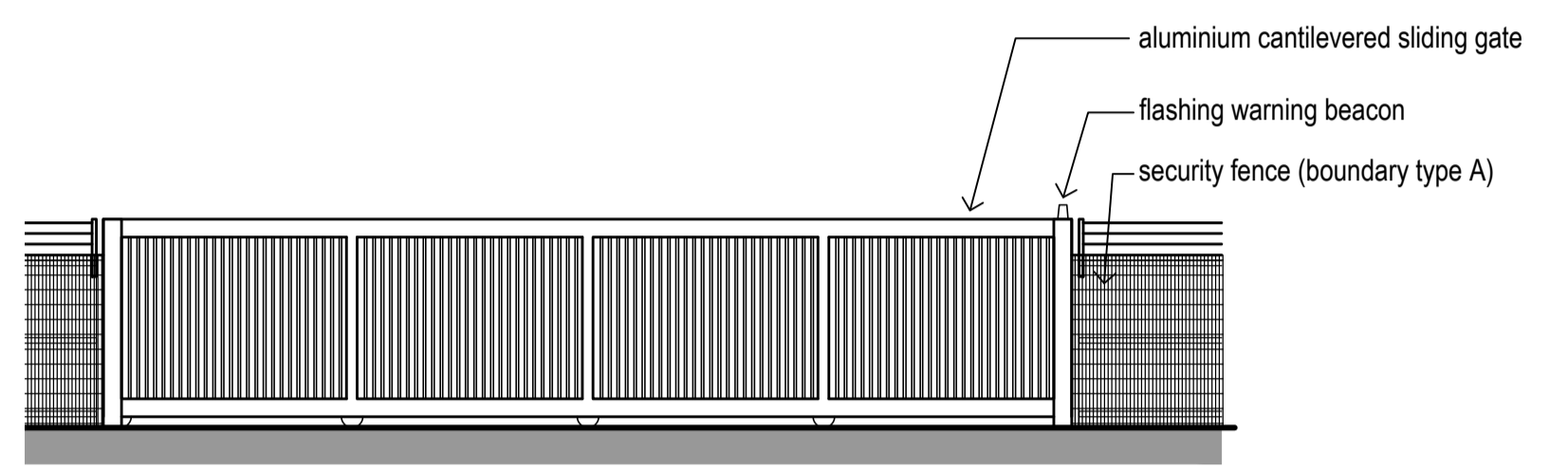


Plan
1:100

- Sliding Automated Gate**
- cantilevered sliding gate.
 - high grade aluminium.
 - powder coated, colour TBC.
 - overall height 2.9m
 - safety edges and cells, emergency stop button.
 - manual override in case of power failure.
 - flashing warning beacon.
 - controlled from security hut.

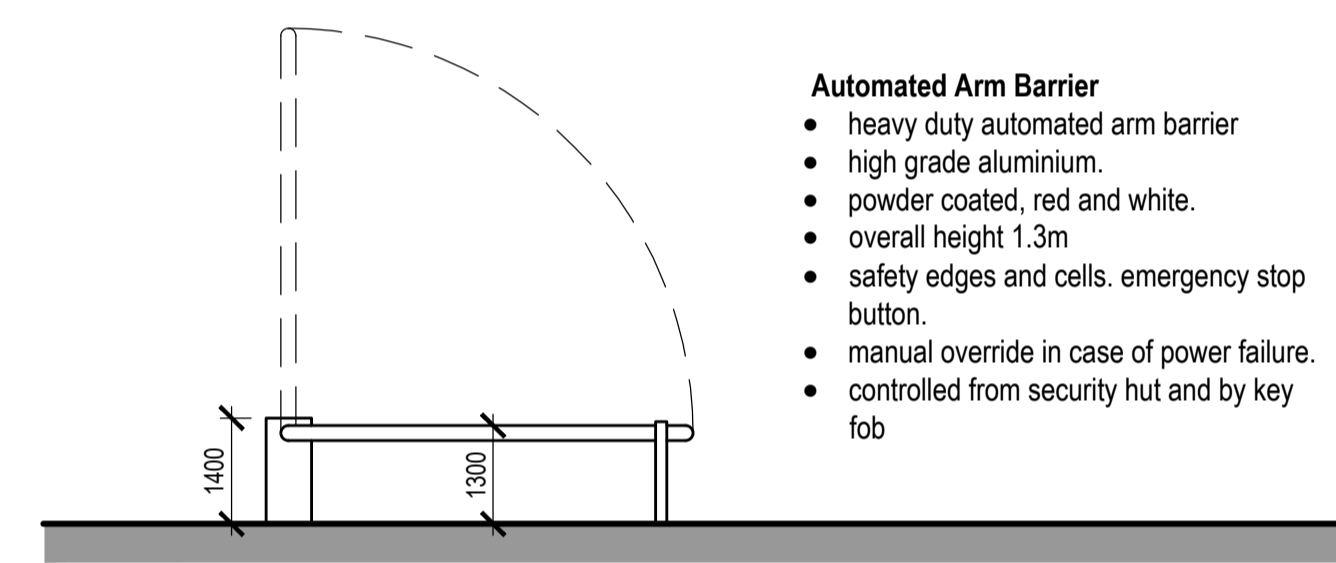


Elevation (during operation)
1:100



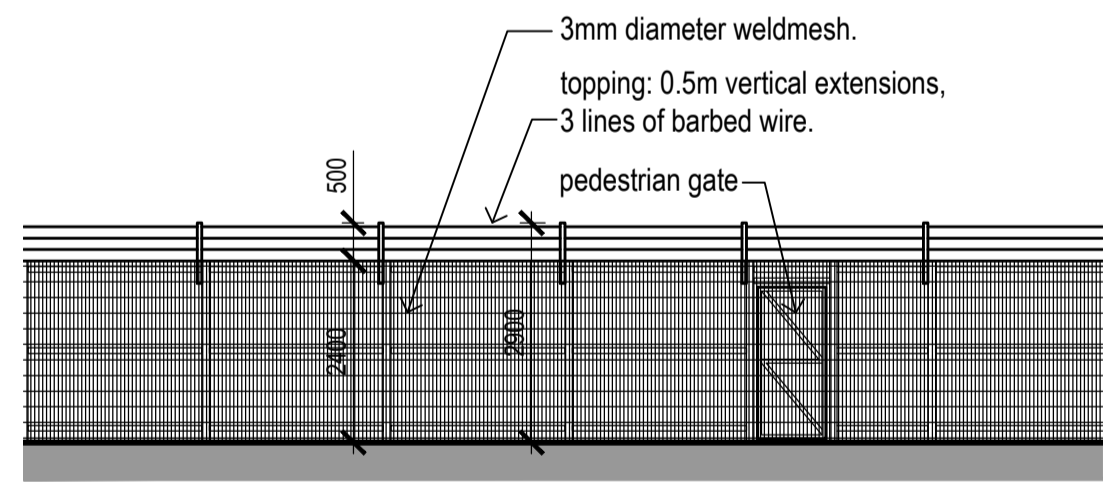
Elevation (closed position)
1:100

Automated Arm Barrier



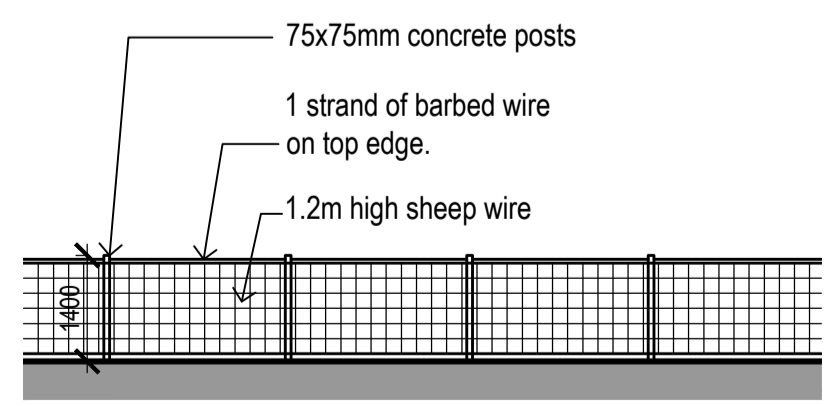
Elevation
1:100

- Automated Arm Barrier**
- heavy duty automated arm barrier
 - high grade aluminium.
 - powder coated, red and white.
 - overall height 1.3m
 - safety edges and cells, emergency stop button.
 - manual override in case of power failure.
 - controlled from security hut and by key fob



Boundary Type A. 2.4 + 0.5m High Weldmesh Fence
1:100

- Boundary Fence Type A**
- weldmesh fence with 0.5m topper, 2.9m total height.
 - 3mm diameter weldmesh, secured along bottom edge.
 - apertures: 75mm vertical x 25mm horizontal.
 - fixed to outward face of posts.
 - topping: 0.5m vertical extensions, 3 lines of barbed wire.
 - posts: rolled steel angle 60x60mm



Boundary Type B. 1.4m High Stock Proof Fence
1:100

- Boundary Fence Type B**
- stock proof fence
 - 75x75mm concrete posts
 - 1.2m high sheep wire
 - 1 strand of barbed wire on top edge.
 - overall height 1.4m

Project Design Team Members

Client	Code SUM/ CL	SUMITOMO ELECTRIC SEI, Kujicho Hachioji City, Japan
Project Management	Code	
Contractors	EUR/ PMC	EUROPLAN GROUP
Civil Engineers	EUR/ CS	
Structural Engineers	EUR/ SE	
Mechanical Engineers	EUR/ MP	
Electrical Engineers	EUR/ EL	
Architects	Code EDA/ AR	eda ARCHITECTS EDA Architects Ltd Orang Enterprise Centre, Clonsilla, Dublin 4, Eire. Tel: +353 1 2606578 staprojectteam@europlanservices.com eoghan@eda-architects.com

Rev	Date	Description
P03	24.09.23	revised boundaries to suit root protection areas
P02	21.08.23	revised layout. RIBA3 stage issue.
P01	17.08.23	revised layout. RIBA3 stage issue.

SEUK CL
SUMITOMO ELECTRIC NIGG, TAIN IV19 1QU

Discipline: ARCHITECT

Sheet Title:
BOUNDARY & GATE TYPES
KEY PLAN & DETAILS

Sheet Number	PROJECT	ORIGINATOR	VOLUME	LEVEL
S263	EDA	EXT	EX	
TYPE	ROLE	NO.	SUIT.	REV.
DR	AR	701	S4	P03

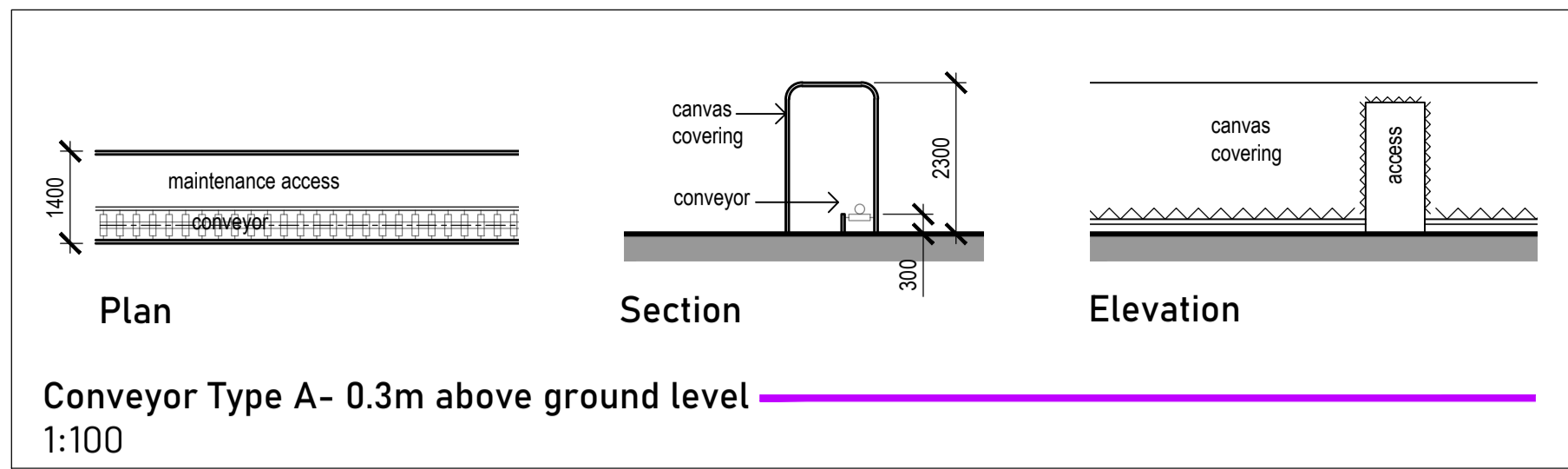
Scale: 1:100 (A1)

Date: 07.08.23

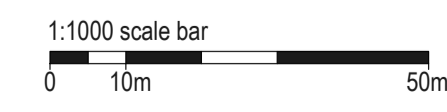
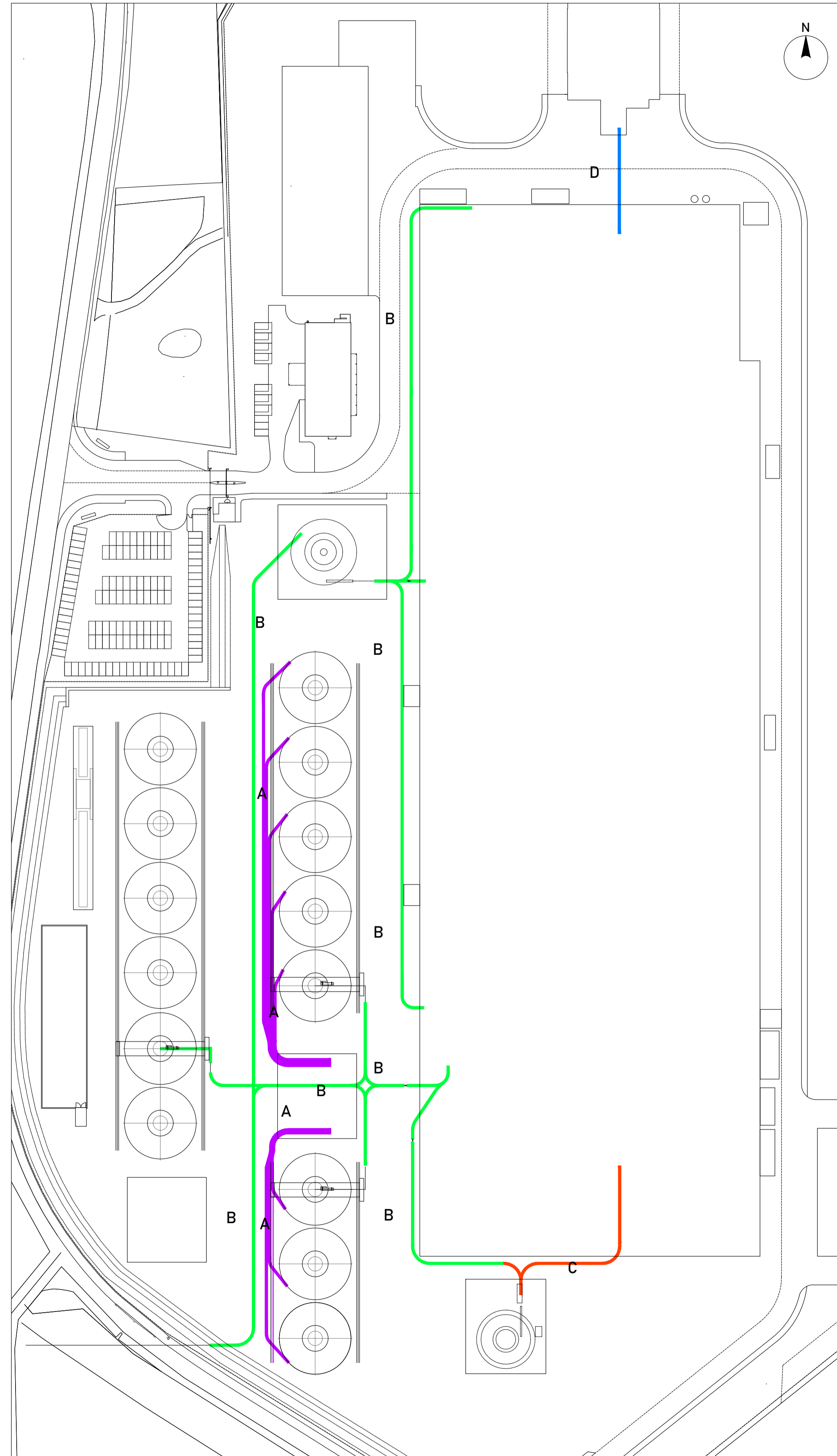
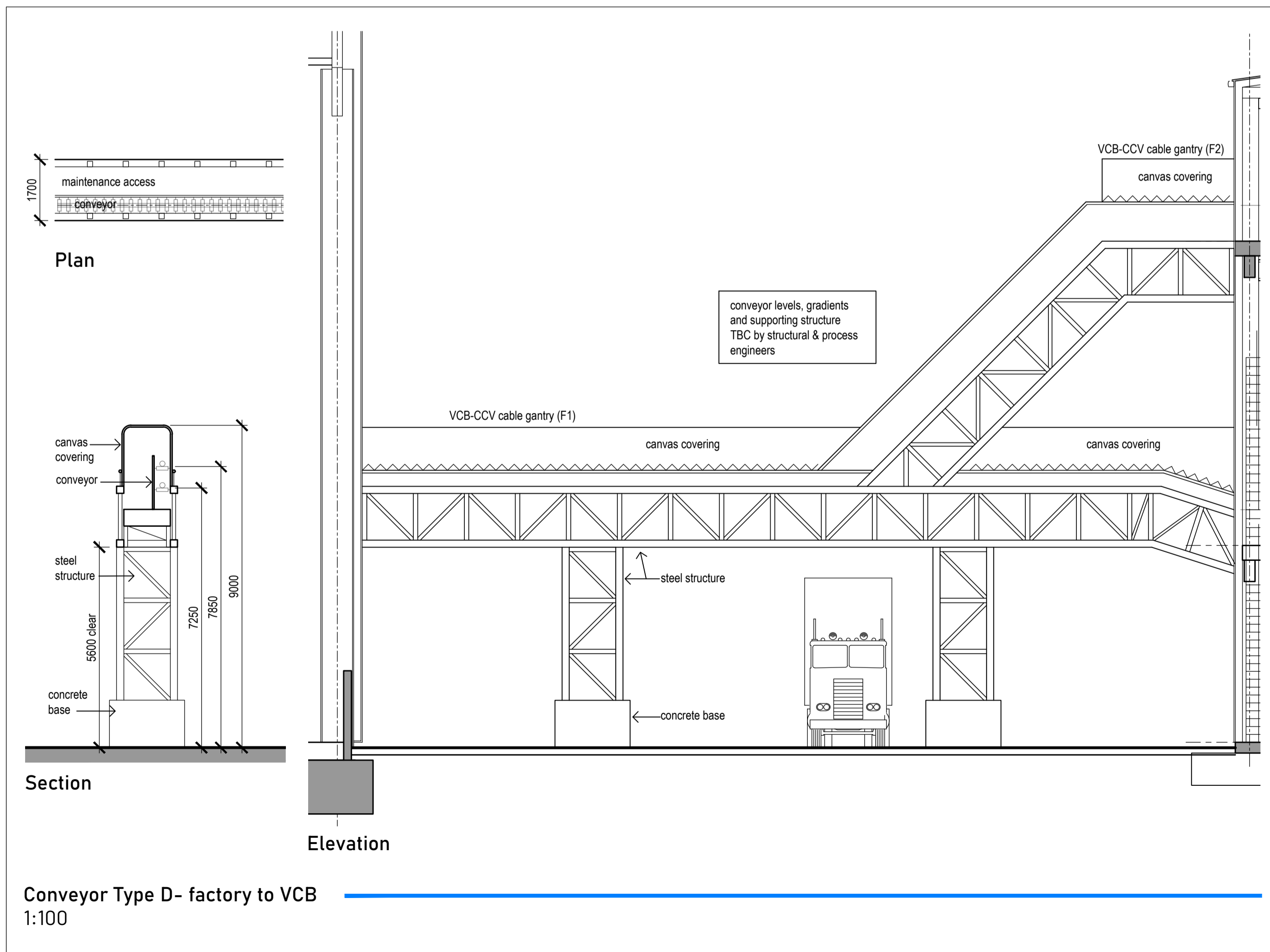
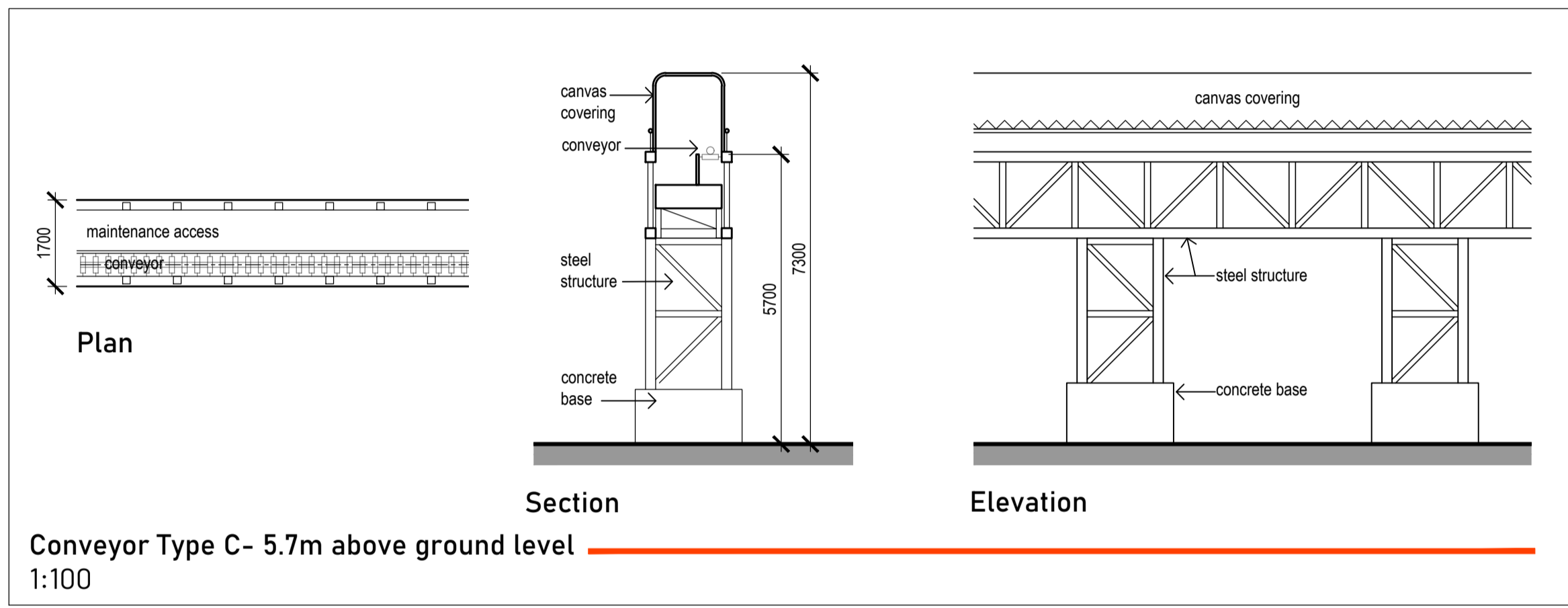
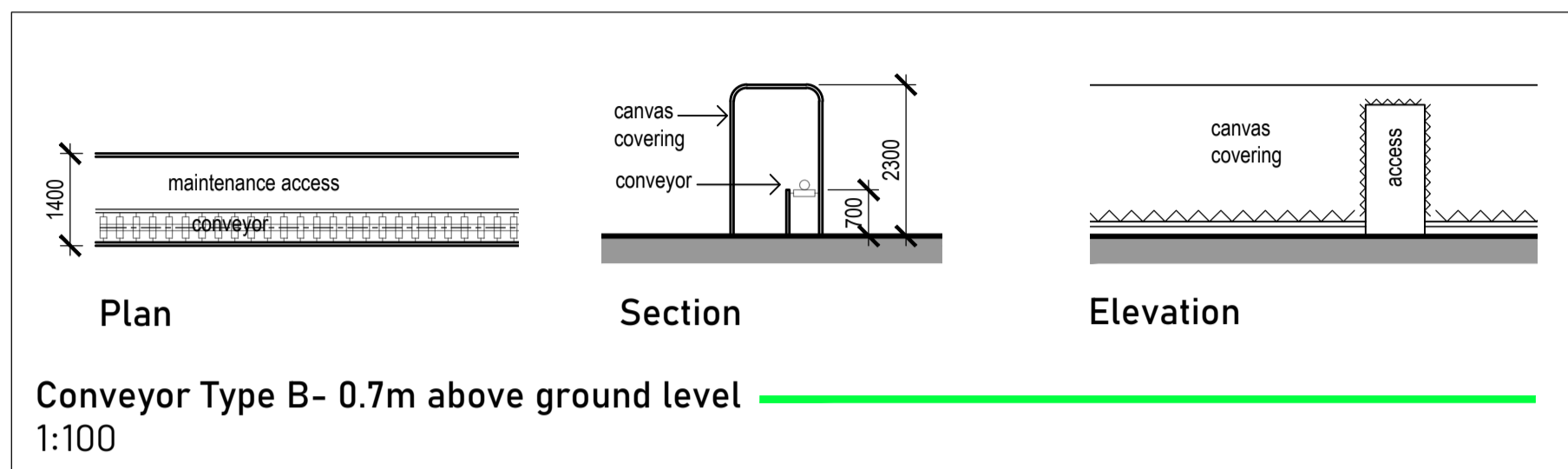
By: ED Chk: ED

EUROPLAN GROUP
Project Management Contractors
Parkview House, Beechill Office Campus,
Clonsilla, Dublin 4, Eire.
Tel: +353 1 2606578
staprojectteam@europlanservices.com

© Copyright EDA Architects Ltd. The Construction (Design and Management) Regulations 2015 apply to this project. Please refer to the 'Pre-Construction Information', 'Construction Phase Plan' and other relevant documents. All dimensions in millimeters. This drawing is subject to statutory approval (planning, building control etc)



conveyor levels, gradients and supporting structure TBC by structural & process engineers



Project Design Team Members

Client	Code SUM/ CL	SUMITOMO ELECTRIC SEI, Kuji-cho Hitachi City, Japan
Project Management	Code	
Contractors	EUR/ PMC	EUROPLAN GROUP Parkview House, Beechill Office Campus, Clonskeagh, Dublin 4, Eire. Tel: +353 1 2606578 staprojectteam@europlanservices.com
Civil Engineers	EUR/ CS	
Structural Engineers	EUR/ SE	
Mechanical Engineers	EUR/ MP	
Electrical Engineers	EUR/ EL	
Architects	Code EDA/ AR	eda ARCHITECTS EDA Architects Ltd Orang Enterprise Centre, 41 Gortagh Ind Est, Orang BT18 5LJ eoghan@eda-architects.com

© Copyright EDA Architects Ltd. The Construction (Design and Management) Regulations 2015 apply to this project. Please refer to the 'Pre-Construction Information', 'Construction Phase Plan' and other relevant documents. All dimensions in millimeters. This drawing is subject to statutory approval (planning, building control etc)

Rev	Date	Description
P01	21.08.23	minor revision. RIBA3 issue.

SEUK CL
SUMITOMO ELECTRIC
NIGG, TAIN IV19 1QU

Discipline: ARCHITECT

Sheet Title:
EXTERNAL EQUIPMENT DETAILS
CABLE CONVEYOR TYPES

Sheet Number	PROJECT	ORIGINATOR	VOLUME	LEVEL
S263	EDA	EXT	EX	
TYPE	ROLE	NO.	SUIT.	REV.
DR	AR	750	S4	P01

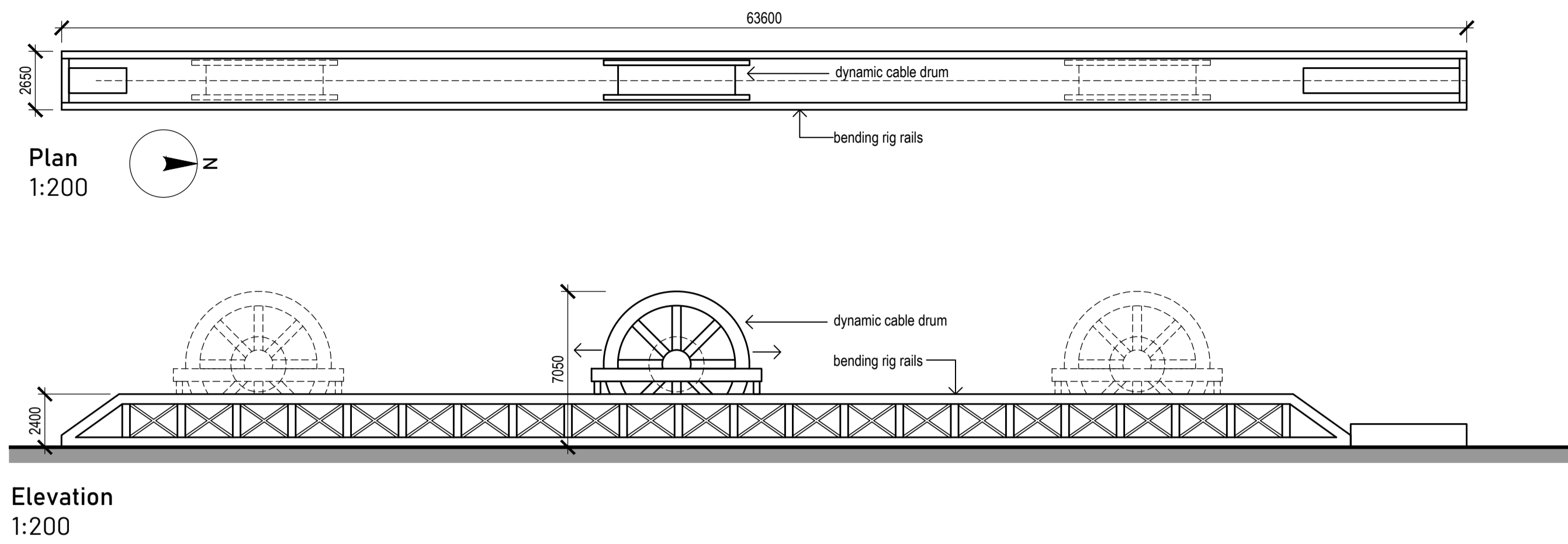
Scale: (A1)

Date: 21.07.23

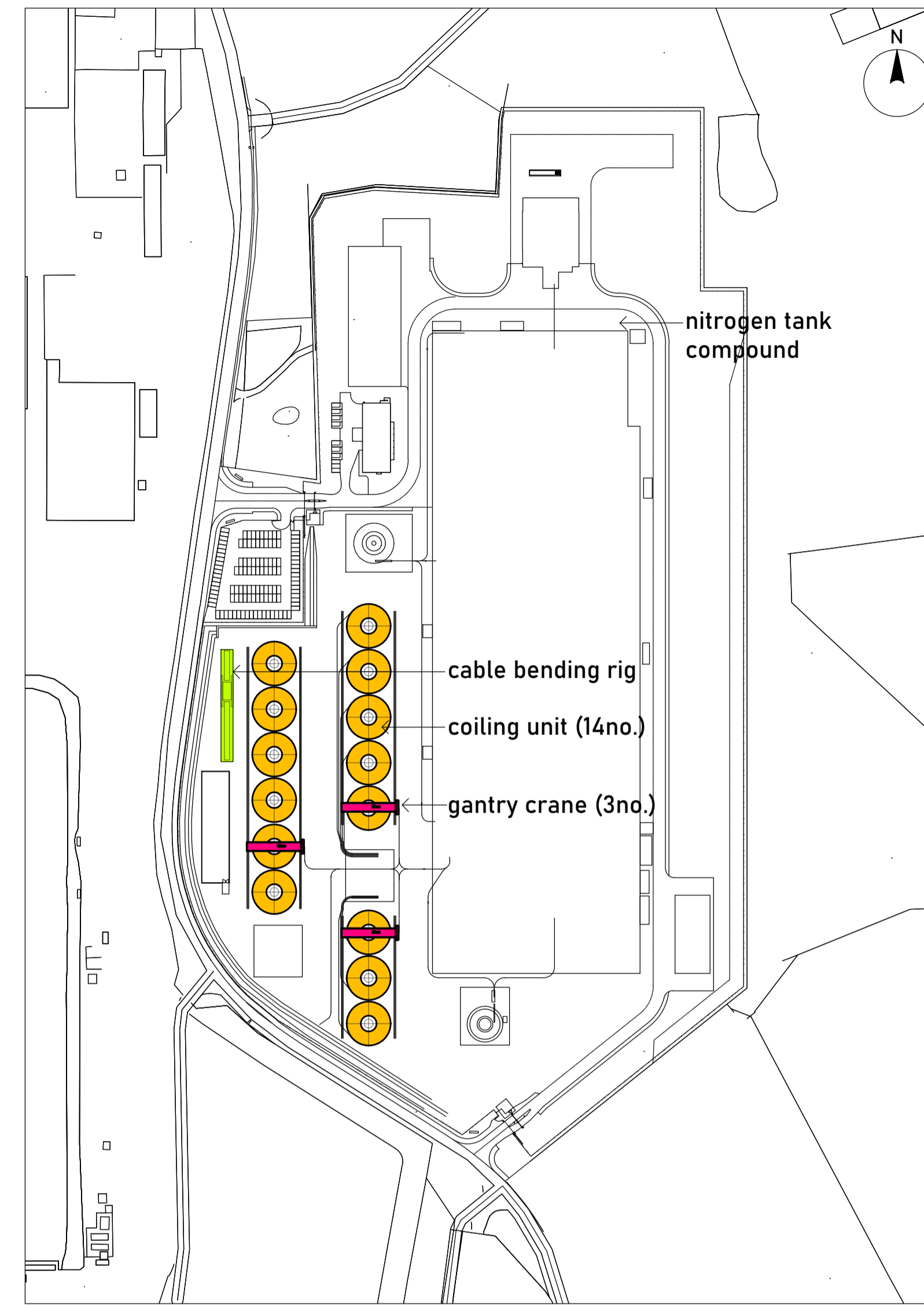
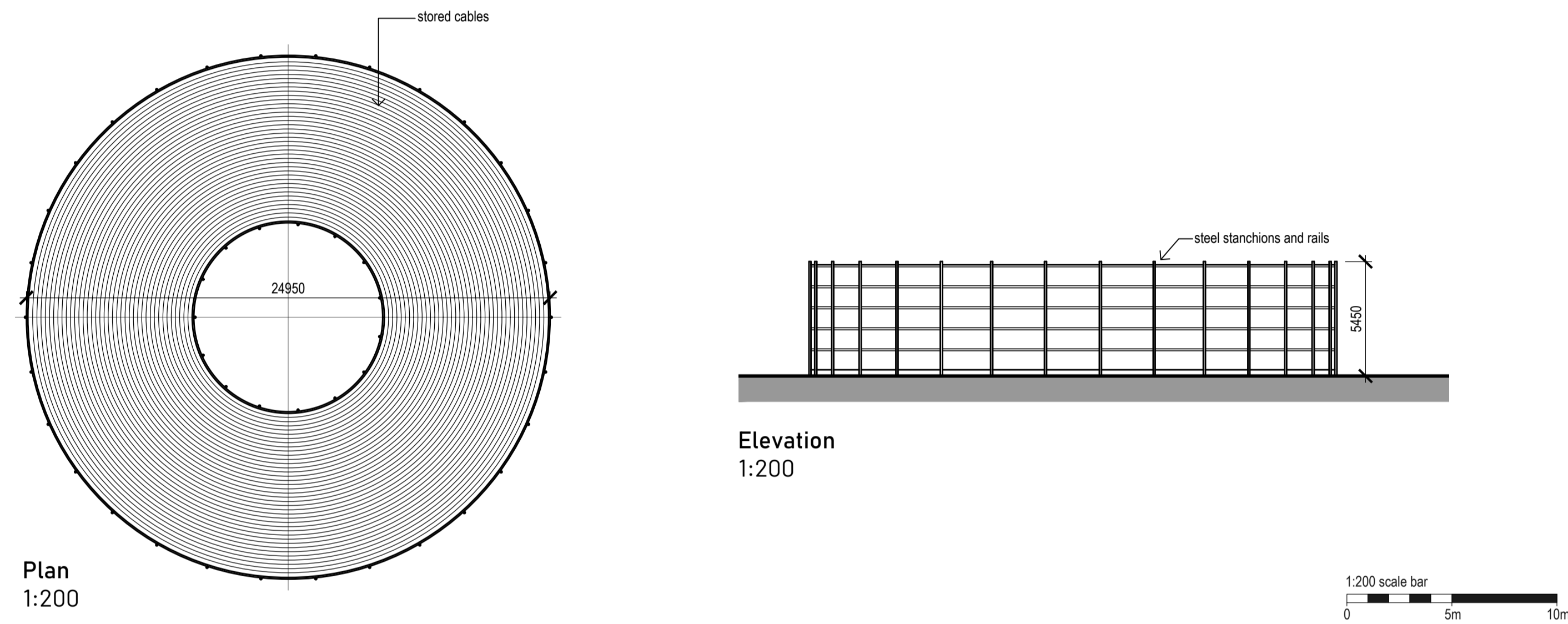
By: ED Chk: ED

EUROPLAN GROUP
Project Management Contractors
Parkview House, Beechill Office Campus,
Clonskeagh, Dublin 4, Eire.
Tel: +353 1 2606578
staprojectteam@europlanservices.com

Cable Bending Rig

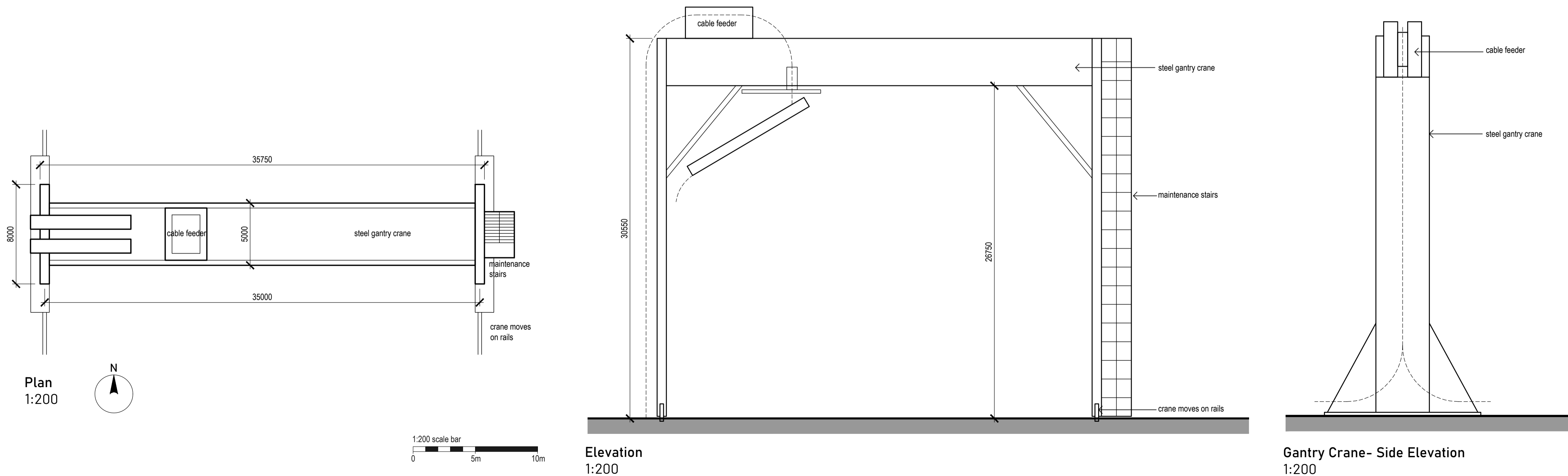


Coiling Unit (static)



Key Site Plan
1:2500

Gantry Crane



Project Design Team Members

Client	Code SUM/ CL	SUMITOMO ELECTRIC SEI, Kaji-cho Hitachi City, Japan
Project Management	Code EUR/ PMC	EUROPLAN GROUP Parkview House, Beechill Office Campus, Clonskeagh, Dublin 4, Eire. Tel: +353 1 2606578 staprojectteam@europlanservices.com
Contractors	EUR/ CS	
Civil Engineers	EUR/ SE	
Structural Engineers	EUR/ MP	
Mechanical Engineers	EUR/ EL	
Electrical Engineers	Code EDA/ AR	eda ARCHITECTS EDA Architects Ltd Orang Enterprise Centre, 41 Gortagh Ind Est, Orang BT18 3JJ eoghan@eda-architects.com

© Copyright EDA Architects Ltd. The Construction (Design and Management) Regulations 2015 apply to this project. Please refer to the 'Pre-Construction Information', 'Construction Phase Plan' and other relevant documents. All dimensions in millimeters. This drawing is subject to statutory approval (planning, building control etc)

Rev	Date	Description
P01	21.08.23	minor revision. issued for RIBA3 stage.

SEUK CL
SUMITOMO ELECTRIC NIGG, TAIN IV19 1QU

Discipline: ARCHITECT

Sheet Title:
EXTERNAL EQUIPMENT DETAILS (COILING YARD).
STATIC COILING UNITS. GANTRY CRANES.
CABLE BENDING RIG.

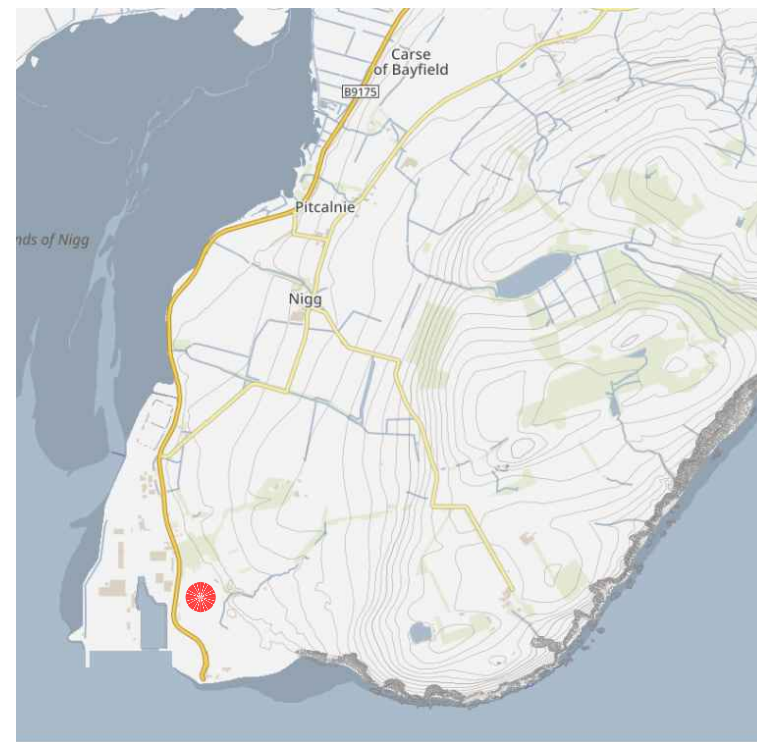
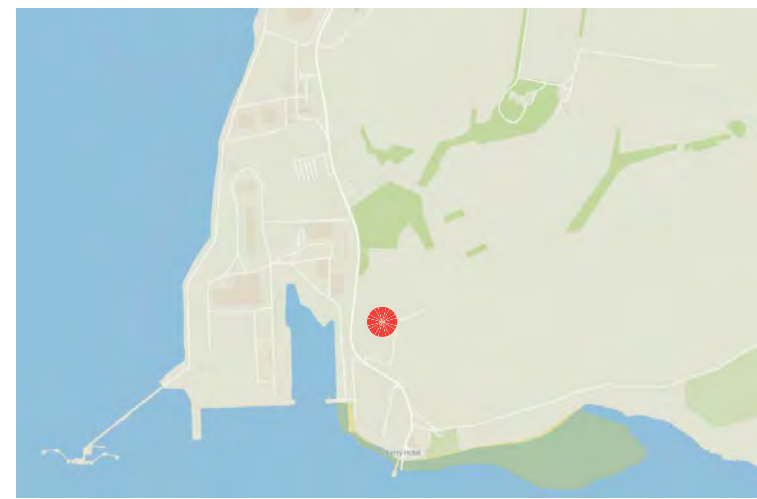

Sheet Number	PROJECT	ORIGINATOR	VOLUME	LEVEL
S263	EDA	EXT	EX	
TYPE	ROLE	NO.	SUIT.	REV.
DR	AR	751	S4	P01

Scale: 1:200 (A1)

Date: 21.07.23

By: ED Chk: ED

EUROPLAN GROUP
Project Management Contractors
Parkview House, Beechill Office Campus,
Clonskeagh, Dublin 4, Eire.
Tel: +353 1 2606578
staprojectteam@europlanservices.com



© Copyright EDA Architects Ltd. The Construction (Design and Management) Regulations 2015 apply to this project. Please refer to the 'Pre-Construction Information', 'Construction Phase Plan' and other relevant documents. All dimensions in millimeters. This drawing is subject to statutory approval (planning, building control etc)



SEUK CL
NIGG, TAIN IV19 1QU




Discipline	ARCHITECT					Sheet Title	SITE ANALYSIS SHEET 1 VARIOUS MAPPING & AERIAL VIEWS				Date:	01.07.23		By:	ED	
Sheet Number	PROJECT	ORIGINATOR	VOLUME	LEVEL	TYPE	ROLE	NO.	SUIT.	REV.							
	S263	EDA	EX	EXT	DR	AR	861	S4	-							

Date:	01.07.23		By:	ED	
Scale:	NTS (A3)		Checked:	ED	

EUROPLAN GROUP
Project Management Contractors

Parkview House, Beechill Office Campus, Clonskeagh,
 Dublin 4, Eire. +353 1 2606578 //
 staprojectteam@europlanservices.com

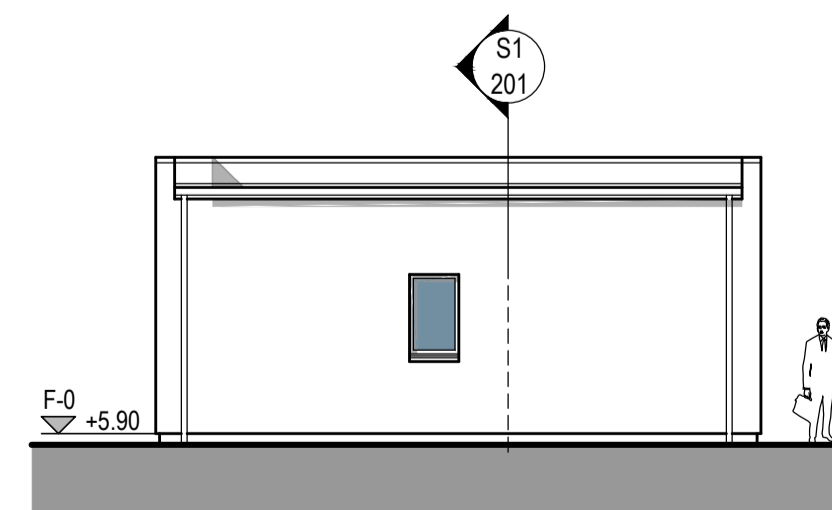
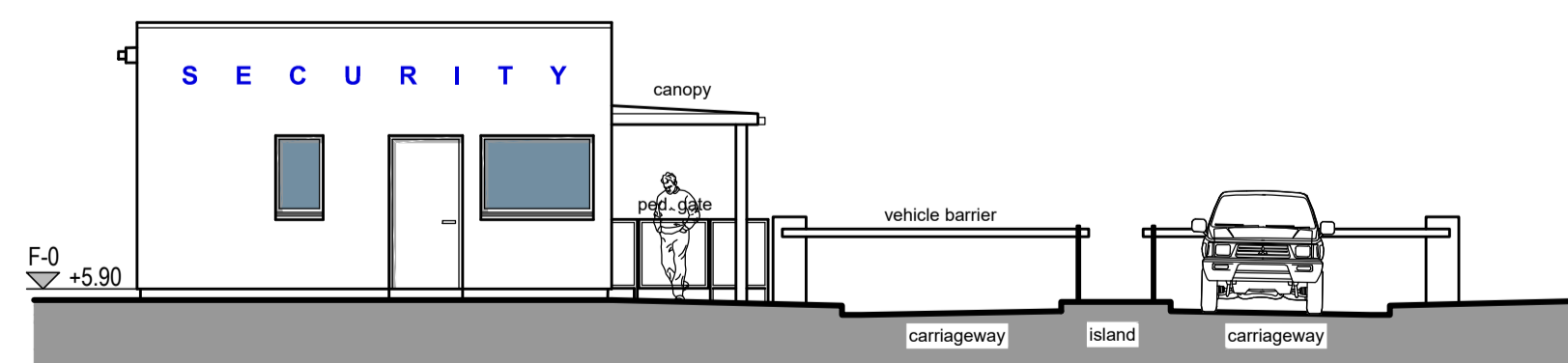
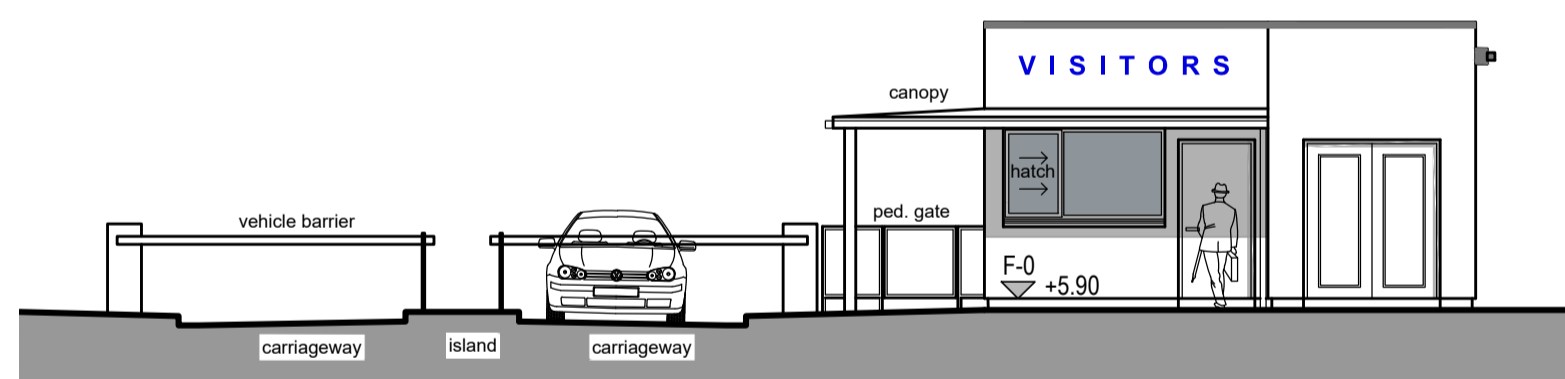
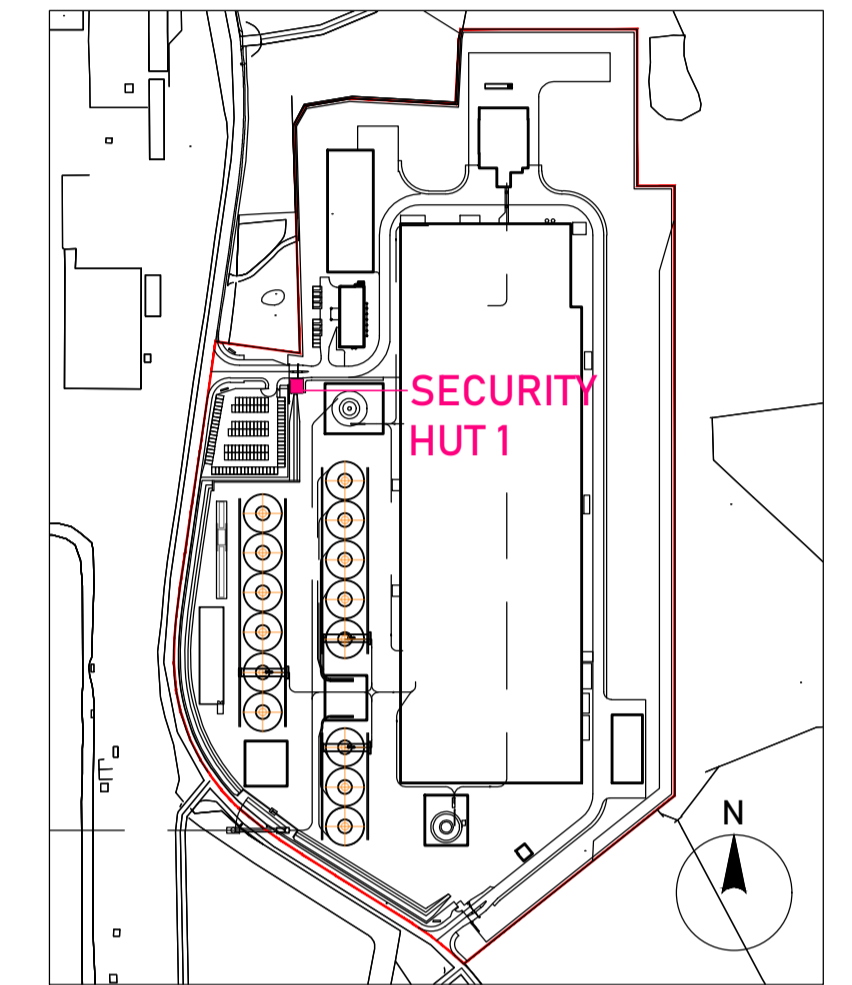
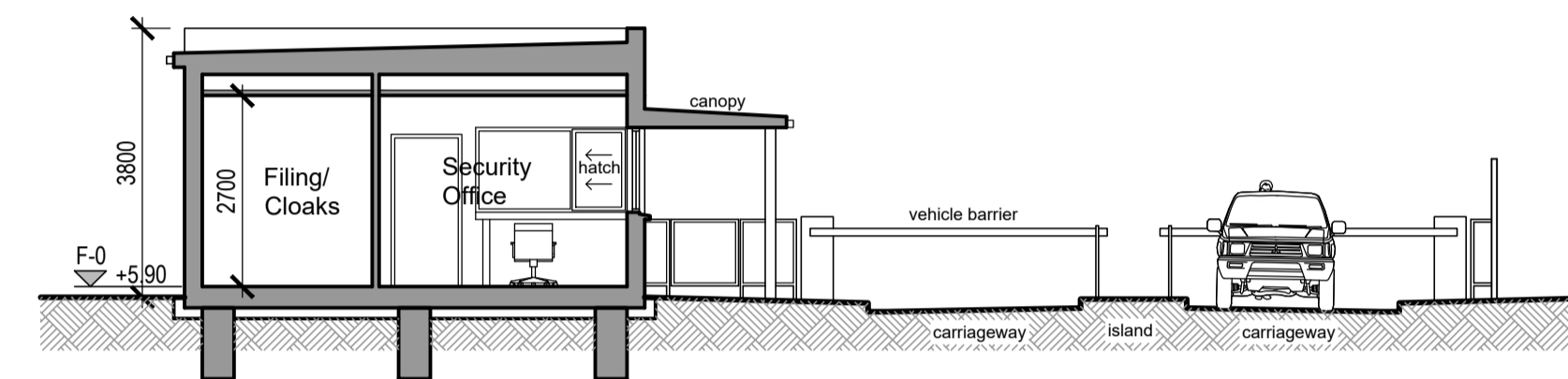
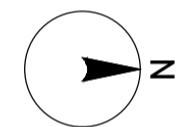
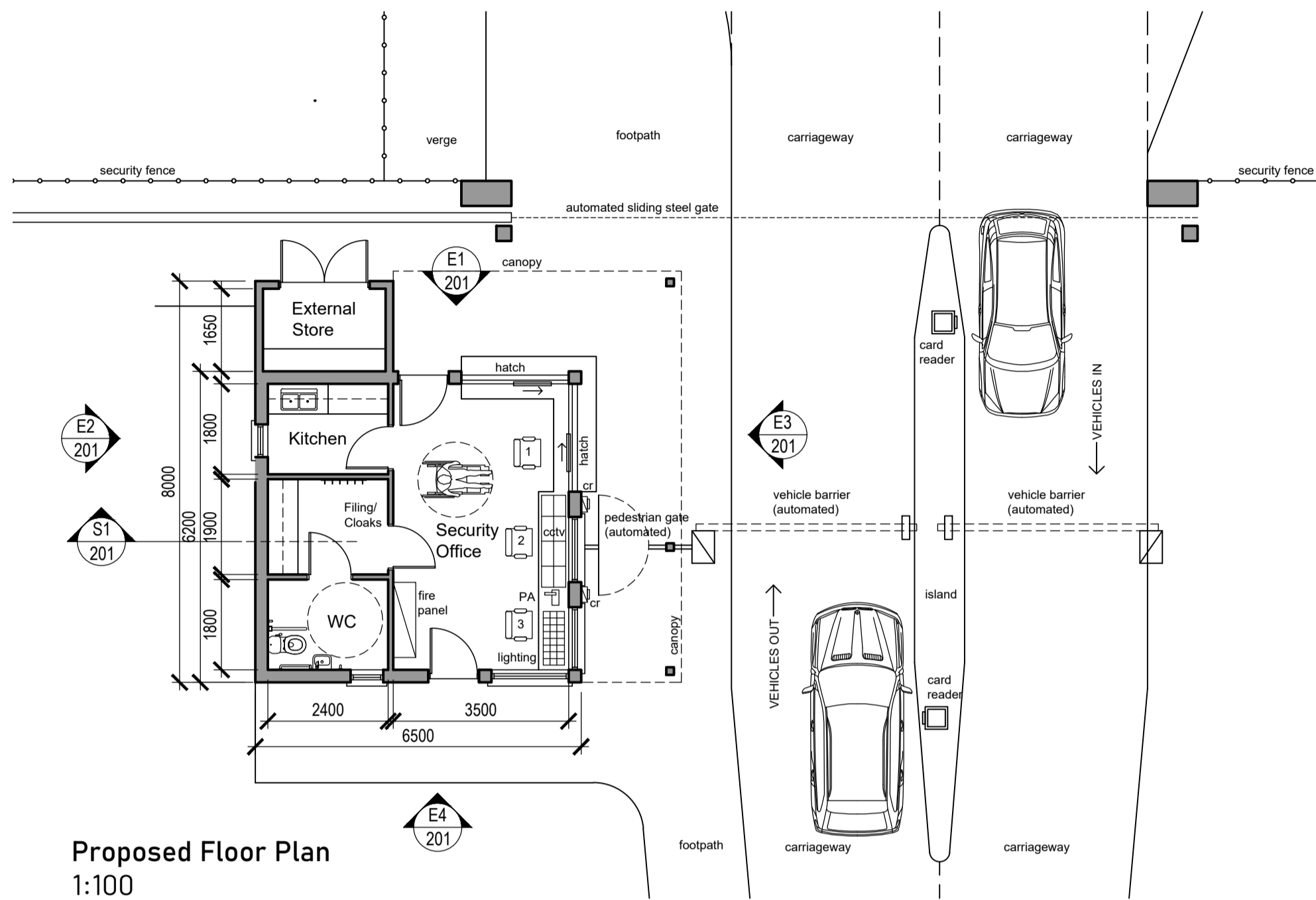
Design Team

Client: SUM/ CL Sumitomo

Project Manager: EUR/PMC - Civil: EUR/CS - Structural: EUR/SE - Mechanical: EUR/MP Electrical: EUR/EL Europlan

Architect: EDA/AR 

SECURITY HUT 1 NORTHERN ENTRANCE



© Copyright EDA Architects Ltd. The Construction (Design and Management) Regulations 2015 apply to this project. Please refer to the 'Pre-Construction Information', 'Construction Phase Plan' and other relevant documents. All dimensions in millimeters. This drawing is subject to statutory approval (planning, building control etc)

Project Design Team Members		
Client	Code SUM/ CL	SEI, Kaji-cho Hiroshi City Japan SUMITOMO ELECTRIC
Project Management Contractors	Code EUR/ PMC	EUROPLAN GROUP
Civil Engineers	EUR/ CS	
Structural Engineers	EUR/ SE	Parkview House, Beechill Office Campus, Clonskeagh, Dublin 4, Eire. Tel: +353 1 2606578
Mechanical Engineers	EUR/ MP	staprojectteam@euoplanservices.com
Electrical Engineers	EUR/ EL	
Architects	Code EDA/ AR	EDA Architects Ltd Orang Enterprise Centre, 41 Cornamuckla Est., Orang BT18 5LJ eda@eda-architects.com

Rev	Date	Description
P03	24.09.23	revised FFL
P02	22.07.23	amendments following SEI comments, issued for RIBA3 stage approval
P01	16.06.23	amendments following SEI comments

SEUK CL
SUMITOMO ELECTRIC NIGG, TAIN IV19 1QU

Discipline: ARCHITECT

Sheet Title:
FLOOR PLANS, CROSS SECTION, ELEVATIONS
SECURITY HUT 1

Sheet Number	PROJECT	ORIGINATOR	VOLUME	LEVEL
S263	EDA	HT1	00	
TYPE	ROLE	NO.	SUIT.	REV.
DR	AR	201	S4	P03

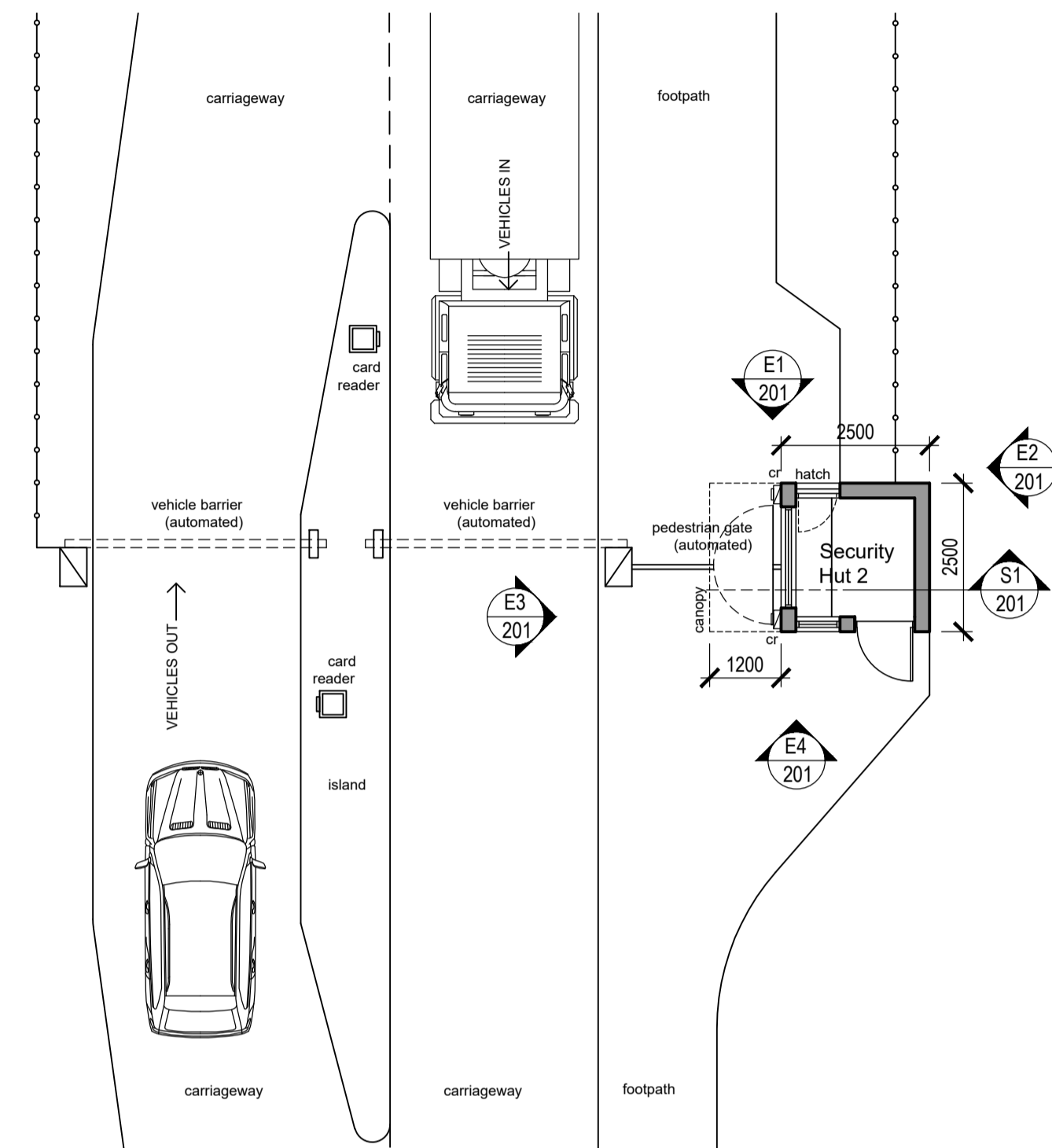
Scale: 1:100 (A1)

Date: 12.06.23

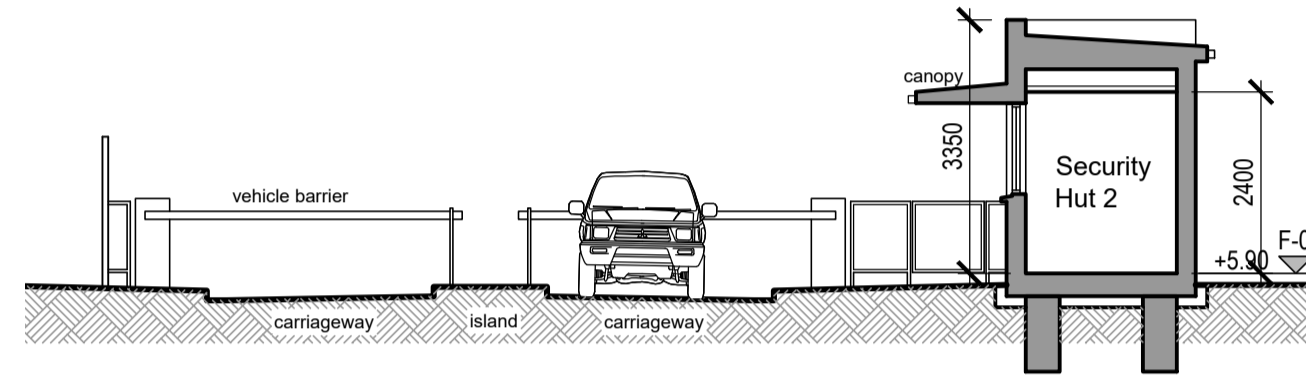
By: ED Chk: ED

EUROPLAN GROUP
Project Management Contractors
Parkview House, Beechill Office Campus,
Clonskeagh, Dublin 4, Eire.
Tel: +353 1 2606578
staprojectteam@euoplanservices.com

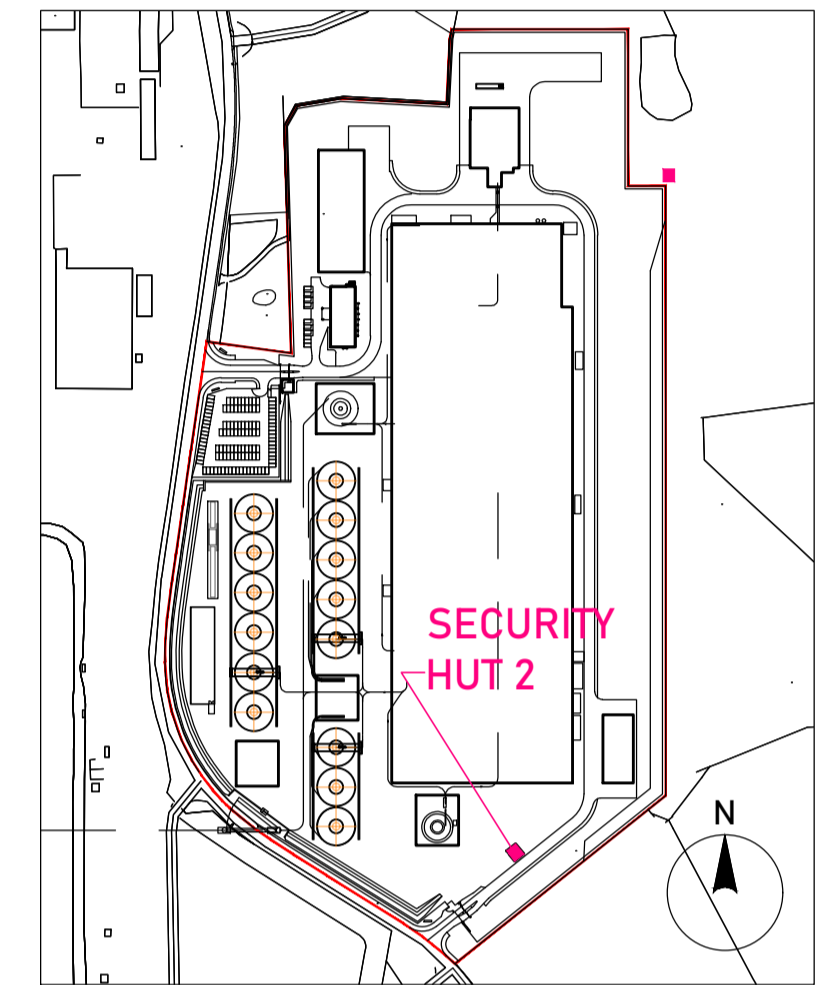
SECURITY HUT 2 SOUTHERN ENTRANCE



Proposed Floor Plan
1:100



Section 1
1:100



Key Plan



© Copyright EDA Architects Ltd. The Construction (Design and Management) Regulations 2015 apply to this project. Please refer to the 'Pre-Construction Information', 'Construction Phase Plan' and other relevant documents. All dimensions in millimeters. This drawing is subject to statutory approval (planning, building control etc)

Project Design Team Members		
Client	Code SUM/ CL	SEI, Kaji-cho Hitachi City Japan SUMITOMO ELECTRIC
Project Management Contractors	Code EUR/ PMC	EUROPLAN GROUP
Civil Engineers	EUR/ CS	Parkview House, Beechill Office Campus, Clonskeagh, Dublin 4, Eire. Tel: +353 1 2606578 staprojectteam@europlanservices.com
Structural Engineers	EUR/ SE	
Mechanical Engineers	EUR/ MP	
Electrical Engineers	EUR/ EL	
Architects	Code EDA/ AR	EDA Architects Ltd Orang Enterprise Centre, 41 Cornamuckla Est., Orang BT18 5LJ eoghan@eda-architects.com

Rev	Date	Description
P03	24.09.23	revised FFL
P02	08.08.23	amendments following SEI comments, issued for RIBA3 stage approval
P01	22.07.23	amendments following SEI comments, issued for RIBA3 stage approval

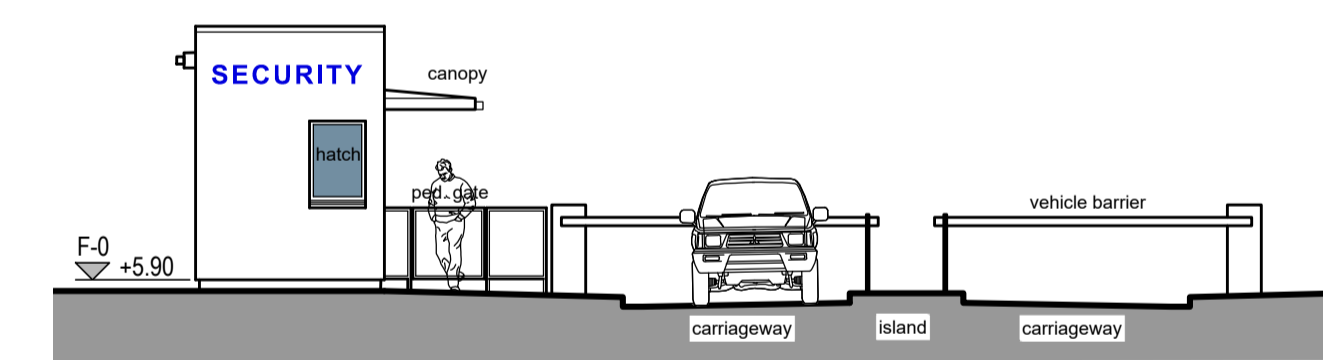
SEUK CL
SUMITOMO ELECTRIC NIGG, TAIN IV19 1QU

Discipline: ARCHITECT

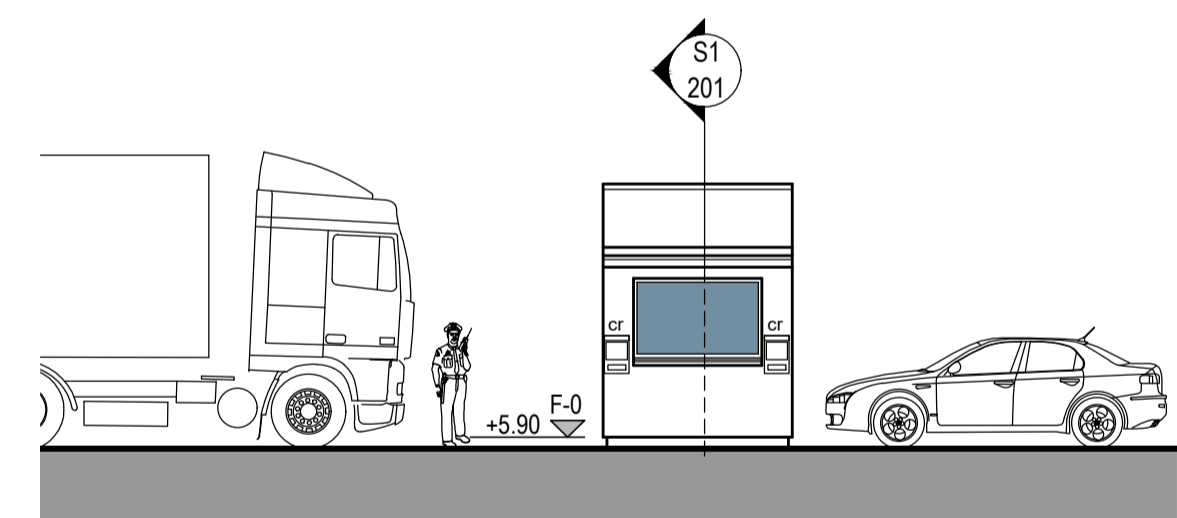
Sheet Title:
FLOOR PLANS. CROSS SECTION. ELEVATIONS
SECURITY HUT 2

Sheet Number	PROJECT	ORIGINATOR	VOLUME	LEVEL
S263	EDA	HT2	00	
TYPE	ROLE	NO.	SUIT.	REV.
DR	AR	201	S4	P03

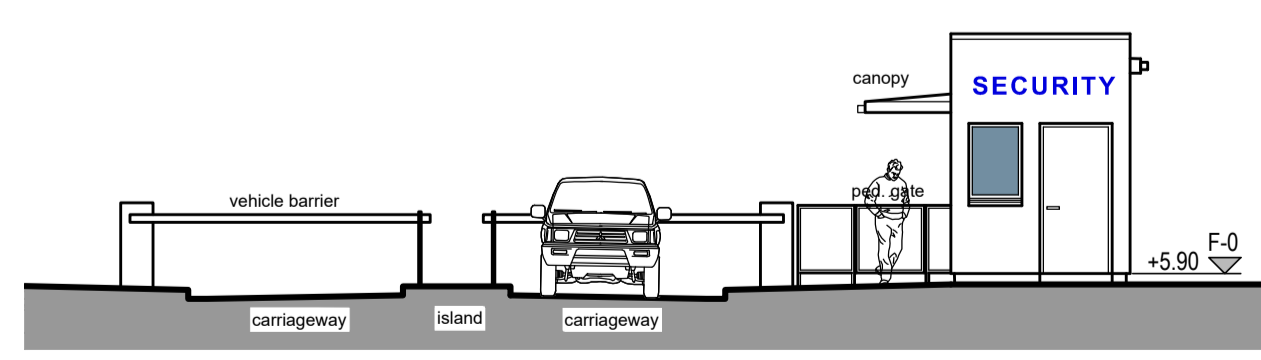
Scale:	1:100 (A1)	 EUROPLAN GROUP Project Management Contractors Parkview House, Beechill Office Campus, Clonskeagh, Dublin 4, Eire. Tel: +353 1 2606578 staprojectteam@europlanservices.com
Date:	12.06.23	
By: ED	Chk: ED	



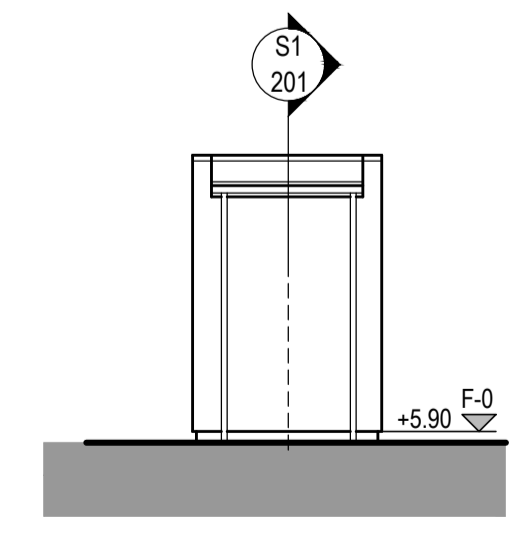
Elevation 1 (to entry)
1:100



Elevation 2 (to barrier)
1:100





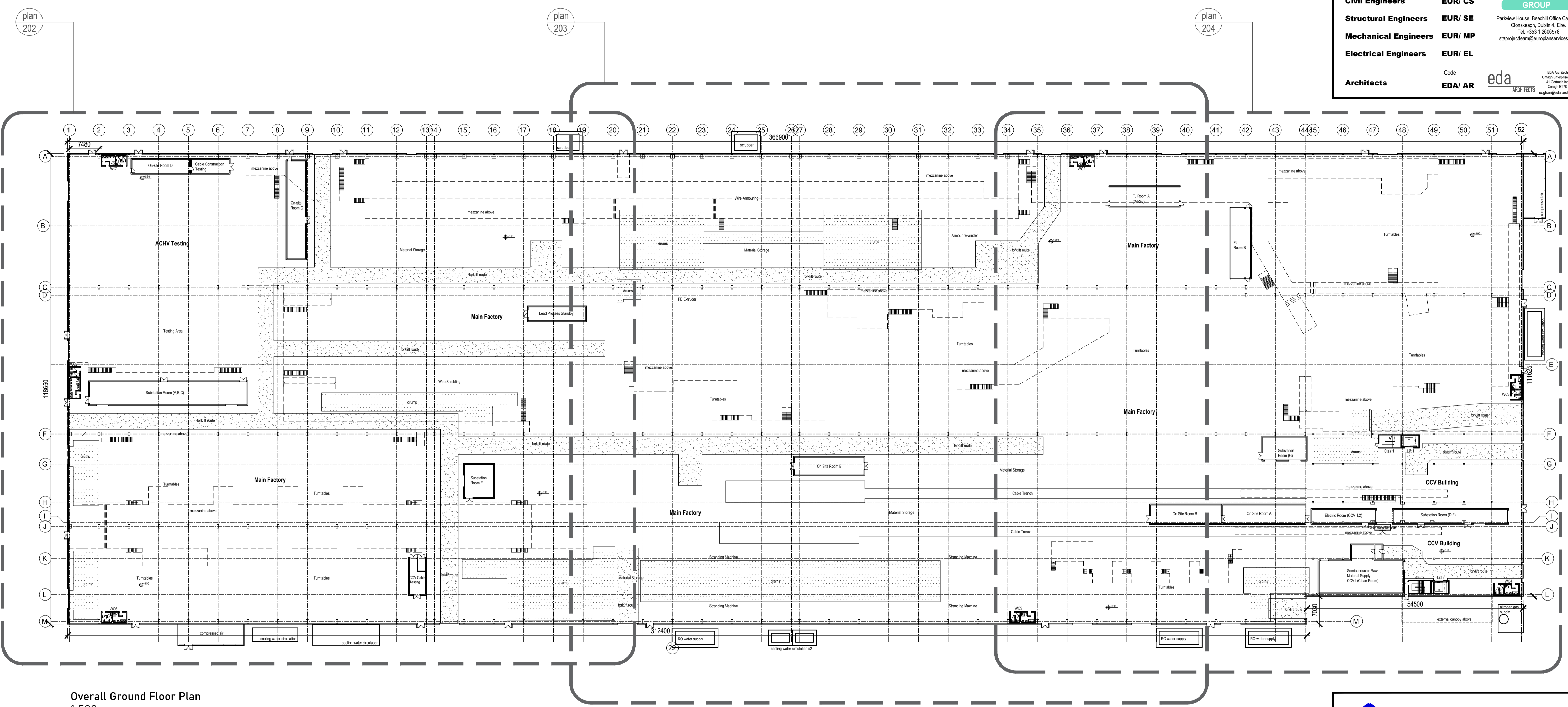
Elevation 3 (to factory)
1:100



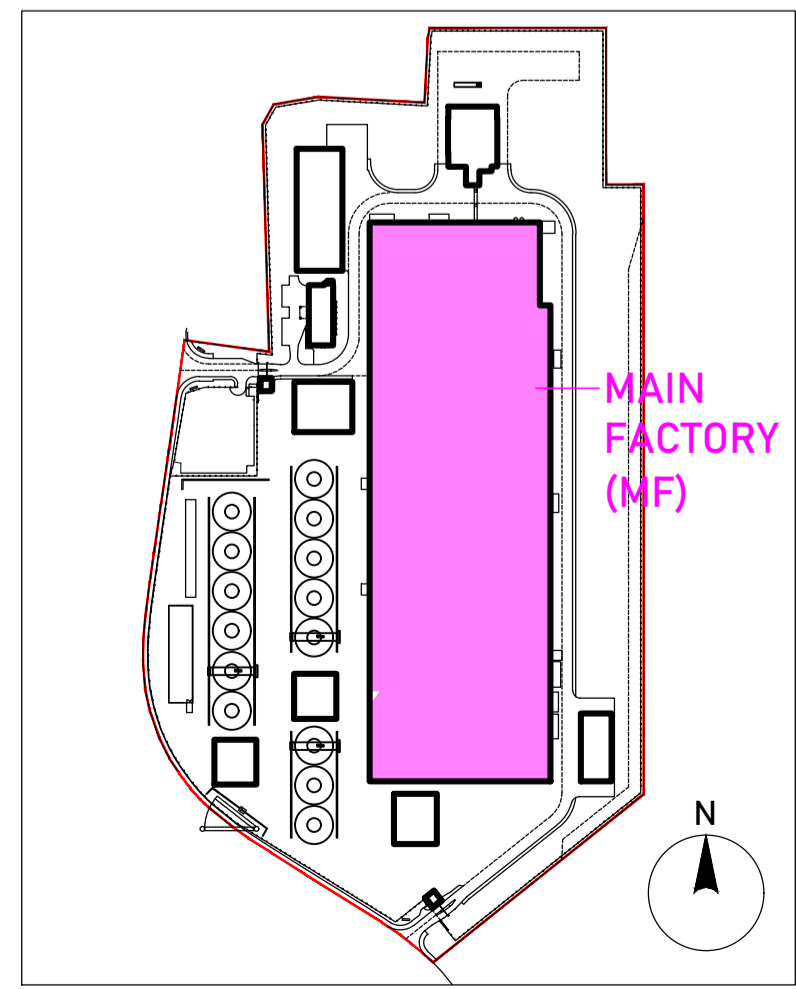
Elevation 4 (to yard)
1:100

Project Design Team Members

Client	Code SUM/ CL	 SUMITOMO ELECTRIC	SEI, Kaji-cho Hitachi City Japan
Project Management Contractors	Code EUR/ PMC	EUROPLAN GROUP	
Civil Engineers	EUR/ CS		
Structural Engineers	EUR/ SE		Parkview House, Beechill Office Campus, Clonskeagh, Dublin 4, Eire. Tel: +353 1 2606578 staprojectteam@europianservices.com
Mechanical Engineers	EUR/ MP		
Electrical Engineers	EUR/ EL		
Architects	Code EDA/ AR	 eda ARCHITECTS	EDA Architects Ltd. Orang Enterprise Centre, 41 Gorman Rd Est., Orang BT18 5JL eda@eda-architects.com



Overall Ground Floor Plan
1:500



Key Plan

Rev	Date	Description
P06	22.09.23	revised FFL
P05	17.08.23	minor revisions. RIBA3 issue.
P04	03.08.23	minor SEI revisions. issued for RIBA3 stage approval
P03	21.07.23	SEI revisions. issued for RIBA3 stage approval
P02	19.07.23	dimensions, levels added
P01	16.06.23	amendments following SEI comments

 **SEUK CL**
SUMITOMO ELECTRIC NIGG, TAIN IV19 1QU 

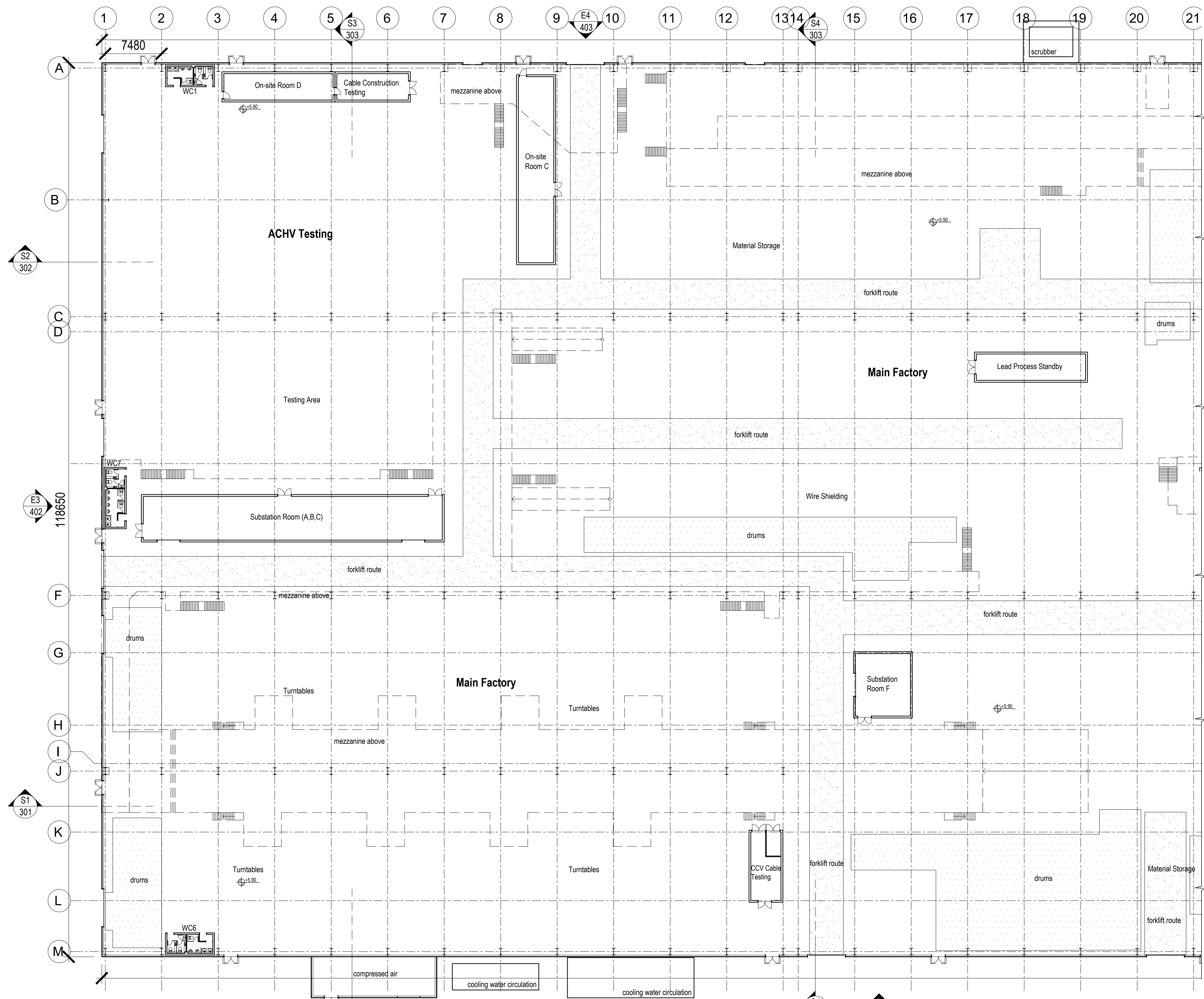
Discipline: ARCHITECT

Sheet Title:
OVERALL GROUND FLOOR PLAN
MAIN FACTORY/ CCV BUILDING

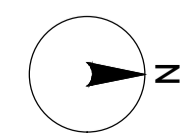
Sheet Number	PROJECT	ORIGINATOR	VOLUME	LEVEL
S263	EDA	MF	00	
TYPE	ROLE	NO.	SUIT.	REV.
DR	AR	201	S4	P06

Scale: 1:500 (A1)
Date: 29.05.23
By: ED Chk: ED

EUROPLAN GROUP
Project Management Contractors
Parkview House, Beechill Office Campus,
Clonskeagh, Dublin 4, Eire.
Tel: +353 1 2606578
staprojectteam@europianservices.com



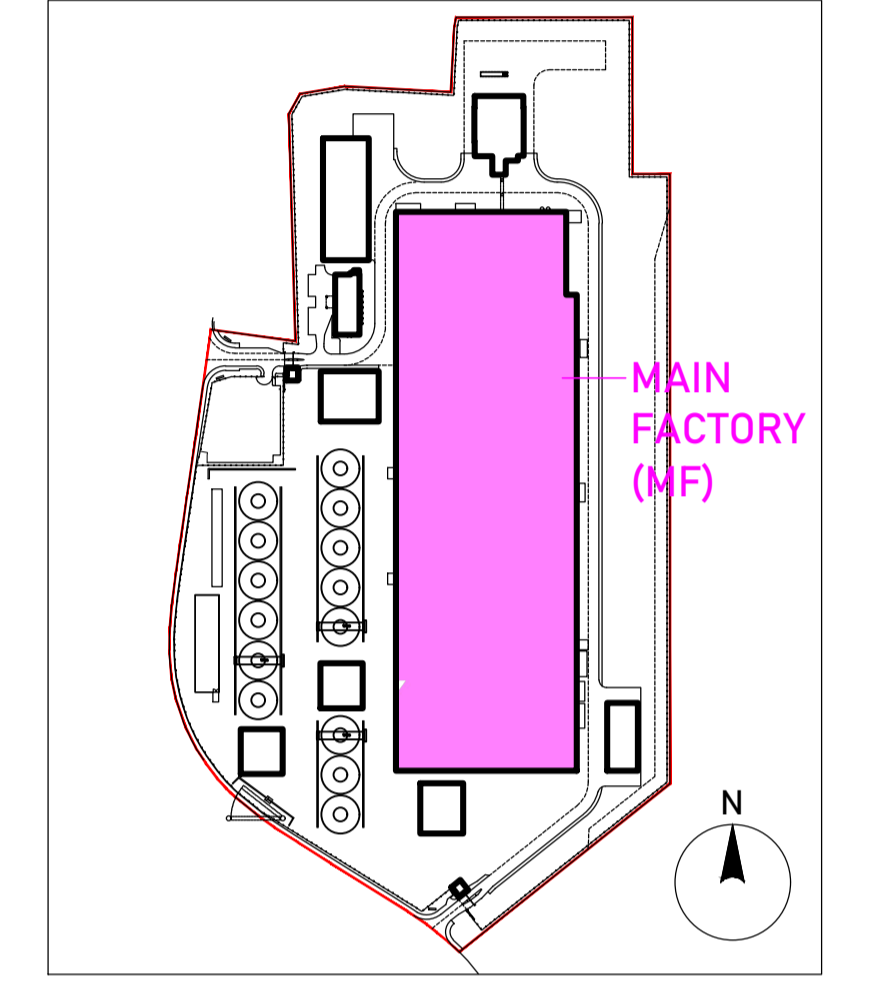
Proposed Ground Floor Plan (grids 1 to 21)
1:250



Project Design Team Members

Client	Code SUM/ CL	SUMITOMO ELECTRIC <small>SEI, Kaji-cho Hitachi City Japan</small>
Project Management	Code EUR/ PMC	EUROPLAN GROUP <small>Parkview House, Beechill Office Campus, Clonskeagh, Dublin 4, Eire. Tel: +353 1 2606578 staprojectteam@europplanservices.com</small>
Contractors	EUR/ CS	
Civil Engineers	EUR/ SE	
Structural Engineers	EUR/ MP	
Mechanical Engineers	EUR/ EL	
Electrical Engineers	Code EDA/ AR	eda ARCHITECTS <small>EDA Architects Ltd. Orang Enterprise Centre, 41 Gorman Rd Est., Orang BT8 5LL edg@eda-architects.com</small>

© Copyright EDA Architects Ltd. The Construction (Design and Management) Regulations 2015 apply to this project. Please refer to the 'Pre-Construction Information', 'Construction Phase Plan' and other relevant documents. All dimensions in millimeters. This drawing is subject to statutory approval (planning, building control etc)



Key Plan

Rev	Date	Description
P05	22.09.23	revised FFL
P04	17.08.23	minor revisions. RIBA3 issue.
P03	03.08.23	minor SEI revisions. issued for RIBA3 stage approval
P02	21.07.23	SEI revisions. issued for RIBA3 stage approval
P01	16.06.23	amendments following SEI comments

SEUK CL
SUMITOMO ELECTRIC **NIGG, TAIN IV19 1QU**

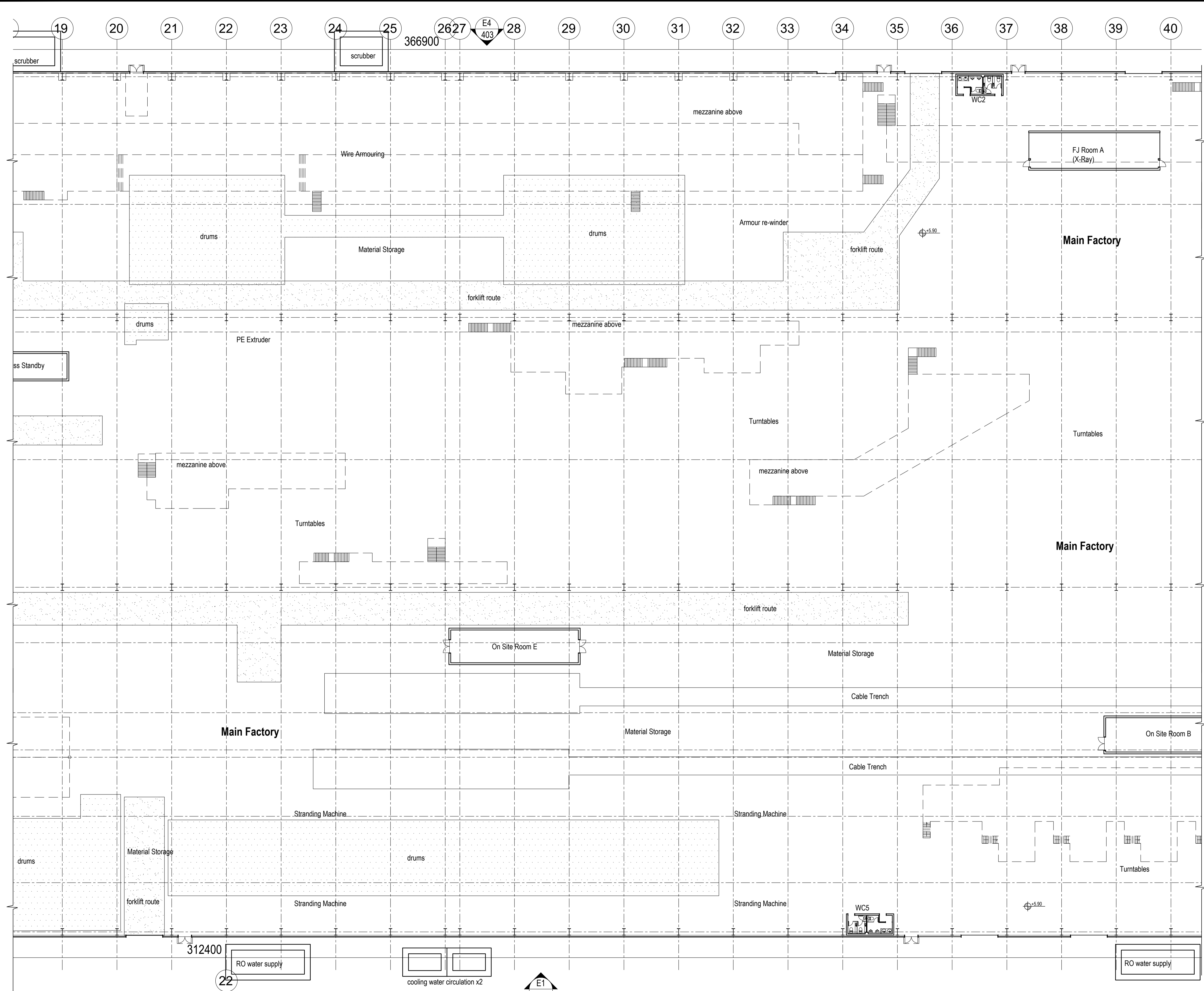
Discipline: ARCHITECT

Sheet Title:
GROUND FLOOR PLAN- SHEET 1
MAIN FACTORY BUILDING

Sheet Number	PROJECT	ORIGINATOR	VOLUME	LEVEL
S263	EDA	MF	00	
TYPE	ROLE	NO.	SUIT.	REV.
DR	AR	202	S4	P05

Scale: 1:250 (A1)
Date: 29.05.23
By: ED Chk: ED

EUROPLAN GROUP
Project Management Contractors
Parkview House, Beechill Office Campus,
Clonskeagh, Dublin 4, Eire.
Tel: +353 1 2606578
staprojectteam@europplanservices.com

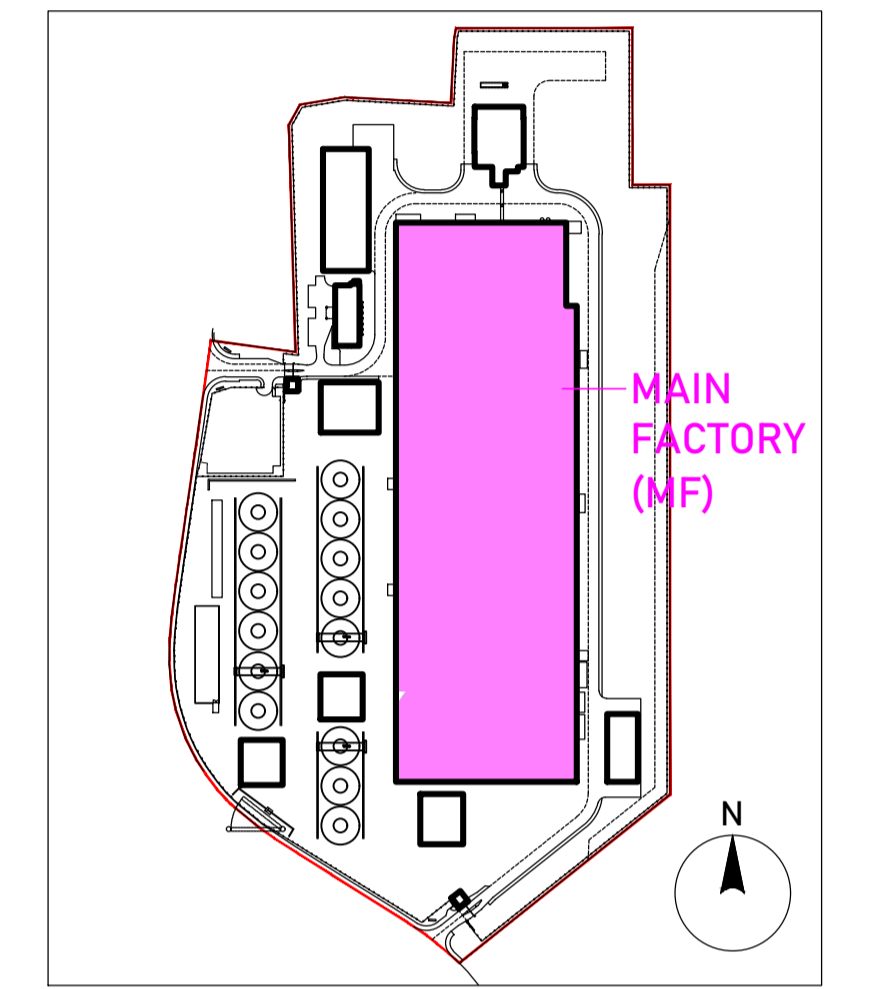


Proposed Ground Floor Plan (grids 19 to 40)
1:250

Project Design Team Members

Client	Code SUM/ CL	SUMITOMO ELECTRIC SEI, Kaji-cho Hitachi City Japan
Project Management Contractors	Code EUR/ PMC	EUROPLAN GROUP
Civil Engineers	EUR/ CS	Parkview House, Beechill Office Campus, Clonskeagh, Dublin 4, Eire. Tel: +353 1 2606578 staprojectteam@euoplanservices.com
Structural Engineers	EUR/ SE	
Mechanical Engineers	EUR/ MP	
Electrical Engineers	EUR/ EL	
Architects	Code EDA/ AR	eda ARCHITECTS EDA Architects Ltd. Orang Enterprise Centre, 41 Gorman Rd Est., Orang BT8 8JL eda@eda-architects.com

© Copyright EDA Architects Ltd. The Construction (Design and Management) Regulations 2015 apply to this project. Please refer to the 'Pre-Construction Information', 'Construction Phase Plan' and other relevant documents. All dimensions in millimeters. This drawing is subject to statutory approval (planning, building control etc)



Key Plan

Rev	Date	Description
P05	22.09.23	revised FFL
P04	17.08.23	minor revisions. RIBA3 issue.
P03	03.08.23	minor SEI revisions. issued for RIBA3 stage approval
P02	21.07.23	SEI revisions. issued for RIBA3 stage approval
P01	16.06.23	amendments following SEI comments

SEUK CL
SUMITOMO ELECTRIC
NIGG, TAIN IV19 1QU

Discipline: ARCHITECT

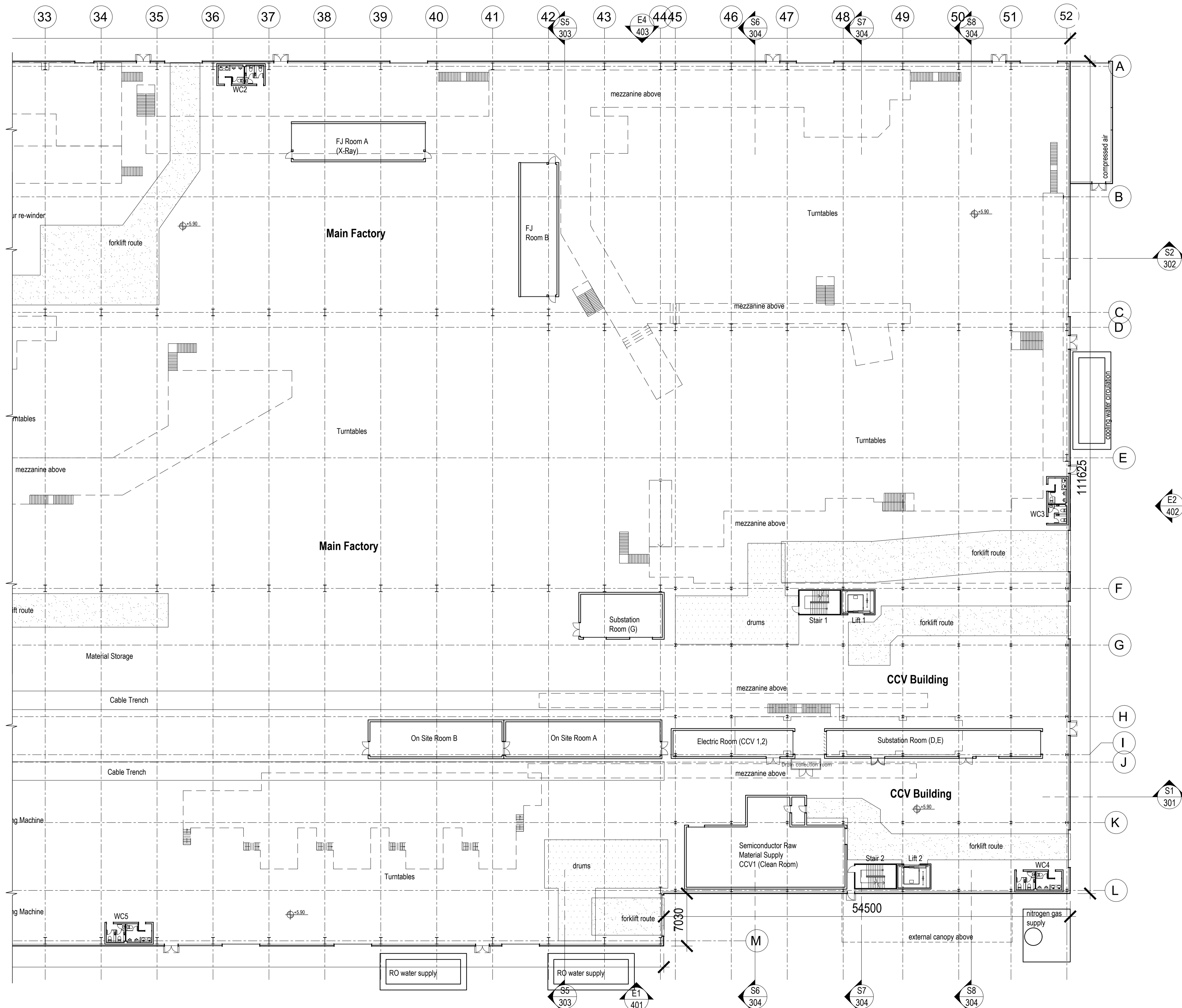
Sheet Title:
GROUND FLOOR PLAN- SHEET 2
MAIN FACTORY

Sheet Number	PROJECT	ORIGINATOR	VOLUME	LEVEL
	S263	EDA	MF	00
TYPE	ROLE	NO.	SUIT.	REV.
DR	AR	203	S4	P05

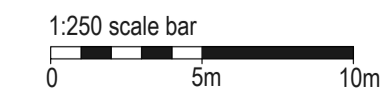
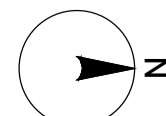
Scale: 1:250 (A1)
Date: 29.05.23
By: ED Chk: ED

EUROPLAN GROUP
Project Management Contractors
Parkview House, Beechill Office Campus,
Clonskeagh, Dublin 4, Eire.
Tel: +353 1 2606578
staprojectteam@euoplanservices.com





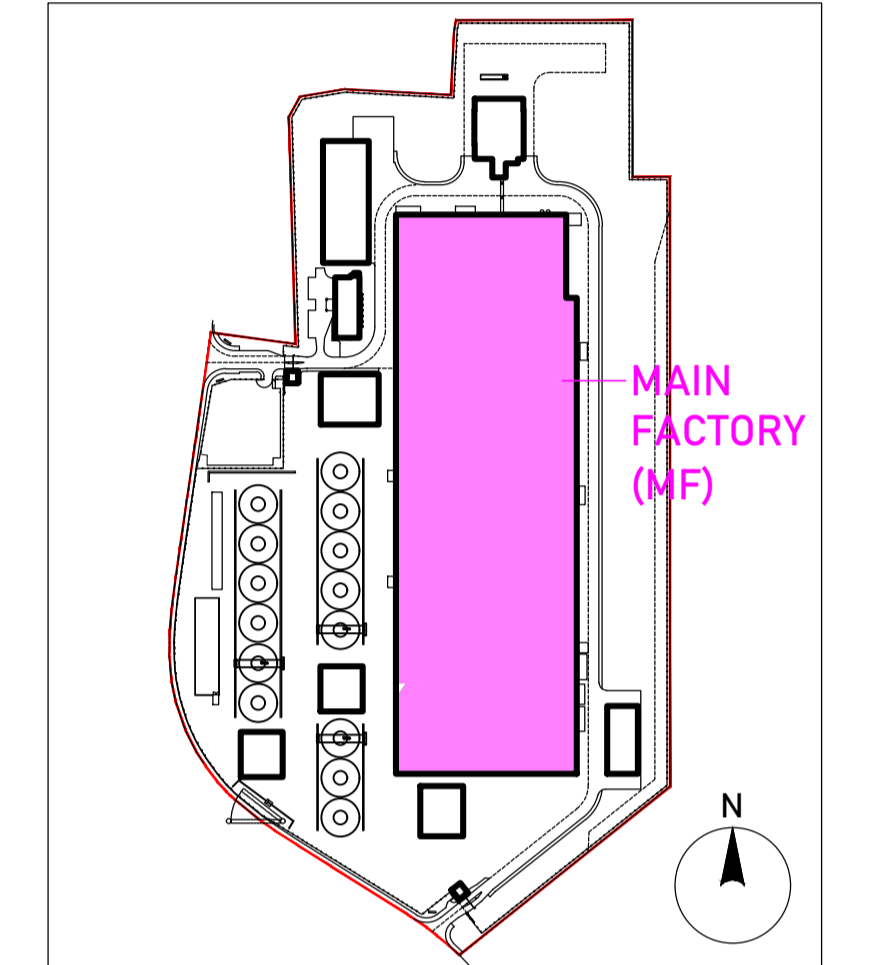
Proposed Ground Floor Plan (grids 33 to 52)
1:250



Project Design Team Members

Client	Code SUM/ CL	SUMITOMO ELECTRIC <small>SEI, Kaji-cho Hitachi City Japan</small>
Project Management Contractors	Code EUR/ PMC	EUROPLAN GROUP <small>Parkview House, Beechill Office Campus, Clonskeagh, Dublin 4, Eire. Tel: +353 1 2606578 staprojectteam@europanservices.com</small>
Civil Engineers	EUR/ CS	
Structural Engineers	EUR/ SE	
Mechanical Engineers	EUR/ MP	
Electrical Engineers	EUR/ EL	
Architects	Code EDA/ AR	eda ARCHITECTS <small>EDA Architects Ltd. Orang Enterprise Centre, 41 Gorman Rd Est., Orang BT18 5JL eoghan@eda-architects.com</small>

© Copyright EDA Architects Ltd. The Construction (Design and Management) Regulations 2015 apply to this project. Please refer to the 'Pre-Construction Information', 'Construction Phase Plan' and other relevant documents. All dimensions in millimeters. This drawing is subject to statutory approval (planning, building control etc)



Key Plan

Rev	Date	Description
P05	22.09.23	revised FFL
P04	17.08.23	minor revisions. RIBA3 issue.
P03	03.08.23	minor SEI revisions. issued for RIBA3 stage approval
P02	21.07.23	SEI revisions. issued for RIBA3 stage approval
P01	16.06.23	amendments following SEI comments

SEUK CL
SUMITOMO ELECTRIC
NIGG, TAIN IV19 1QU



Discipline: ARCHITECT
Sheet Title:
GROUND FLOOR PLAN- SHEET 3
MAIN FACTORY/ CCV BUILDING

Sheet Number	PROJECT	ORIGINATOR	VOLUME	LEVEL
S263	EDA	MF	00	
TYPE	ROLE	NO.	SUIT.	REV.
DR	AR	204	S4	P05

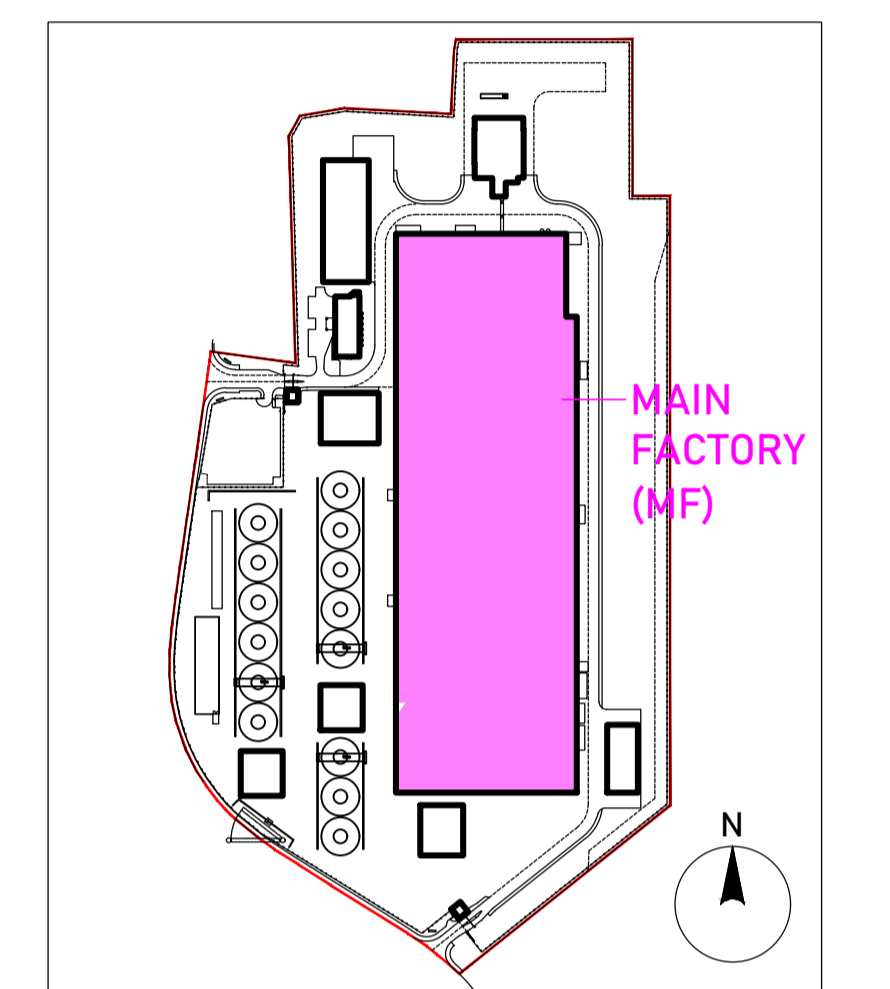
Scale: 1:250 (A1)
Date: 29.05.23
By: ED Chk: ED

EUROPLAN GROUP
Project Management Contractors
Parkview House, Beechill Office Campus,
Clonskeagh, Dublin 4, Eire.
Tel: +353 1 2606578
staprojectteam@europanservices.com

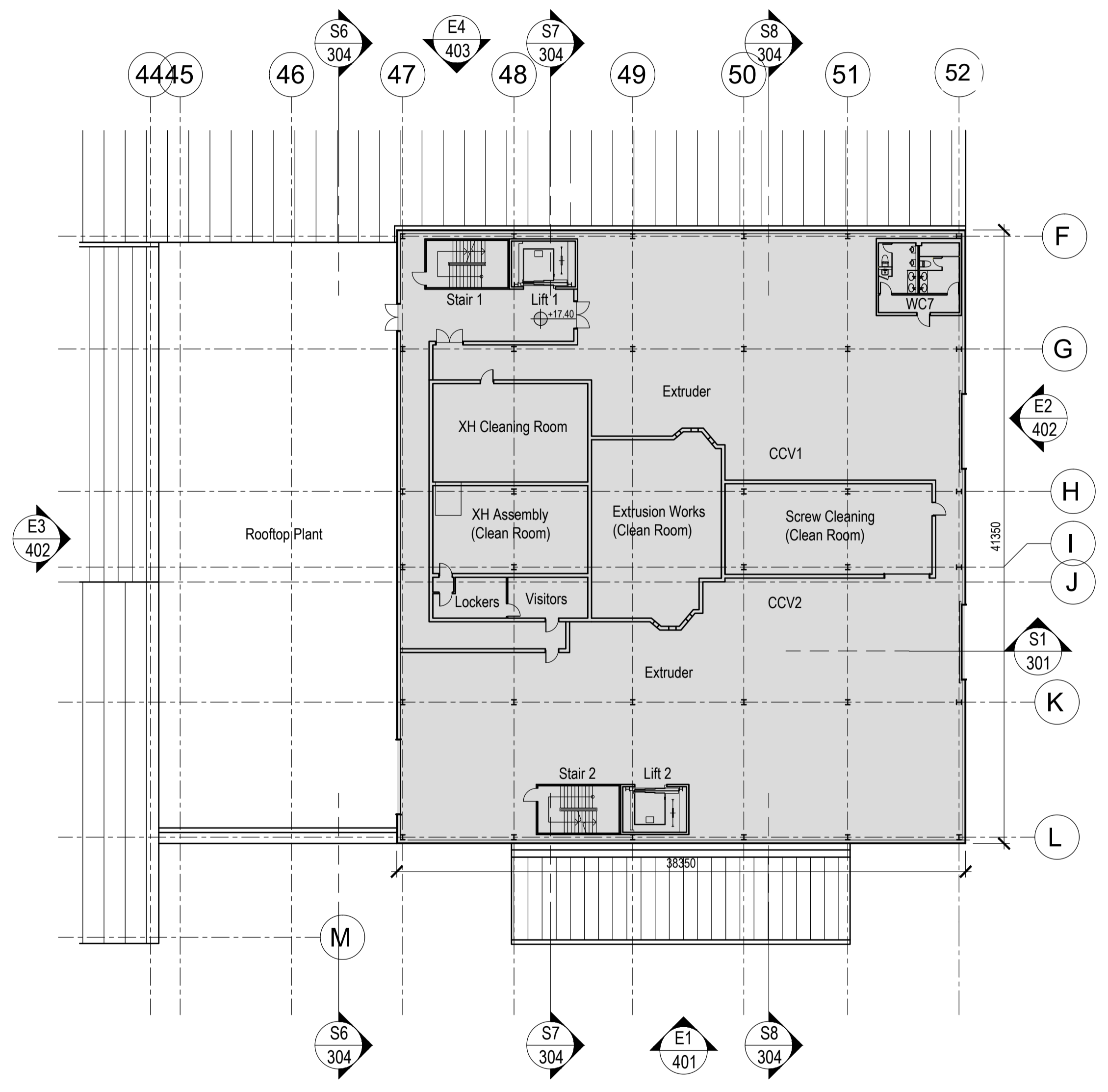
Project Design Team Members

Client	Code SUM/ CL	 SUMITOMO ELECTRIC	SEI, Kaji-cho Hitachi City Japan
Project Management Contractors	Code EUR/ PMC	EUROPLAN GROUP	
Civil Engineers	EUR/ CS		
Structural Engineers	EUR/ SE		Parkview House, Beechill Office Campus, Clonskeagh, Dublin 4, Eire. Tel: +353 1 2606578
Mechanical Engineers	EUR/ MP		staprojectteam@europanservices.com
Electrical Engineers	EUR/ EL		
Architects	Code EDA/ AR	 eda	EDA Architects Ltd. Orang Enterprise Centre, 41 Gorman Rd Est., Orang BT18 5LJ edg@eda-architects.com

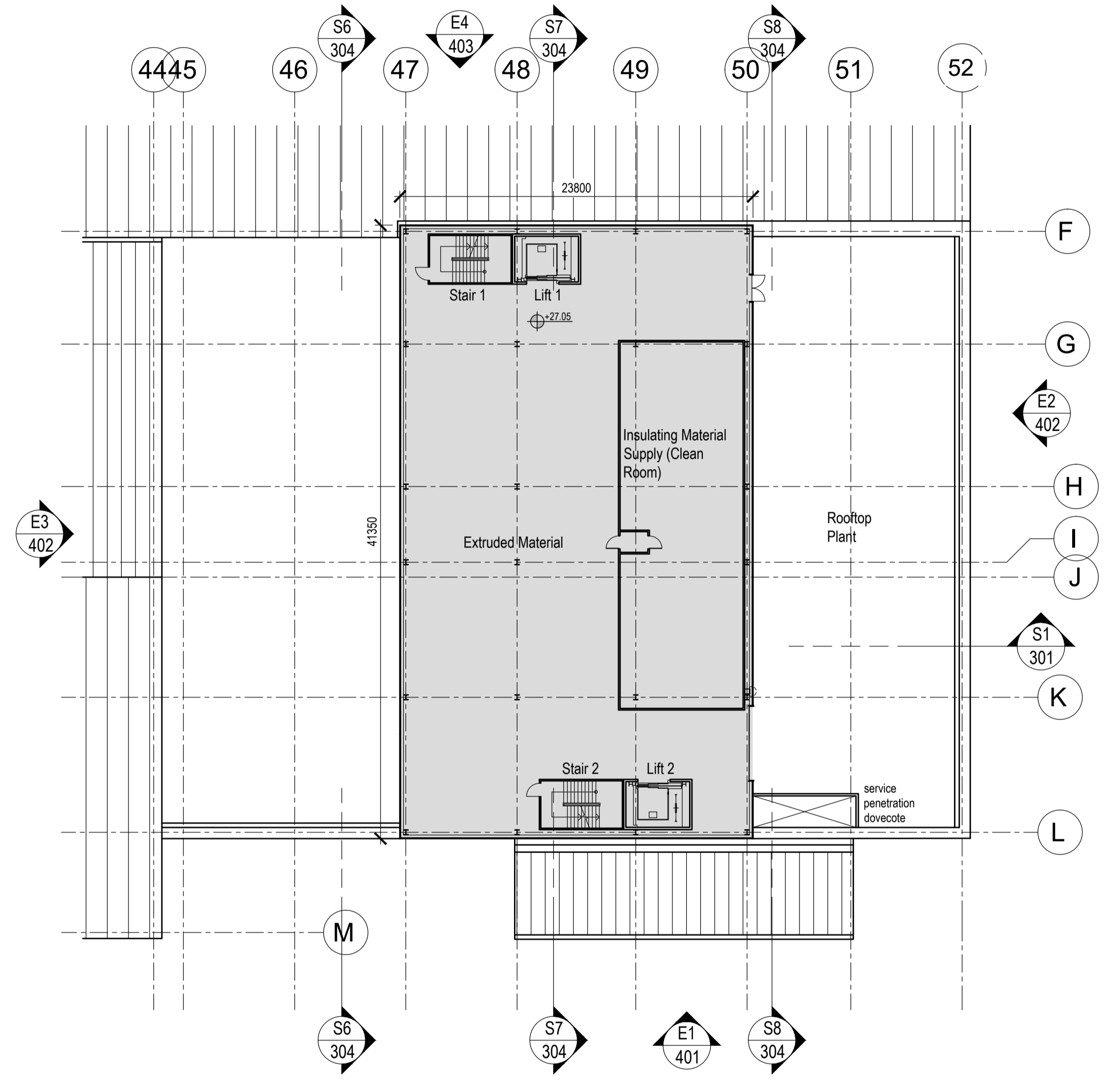
© Copyright EDA Architects Ltd. The Construction (Design and Management) Regulations 2015 apply to this project. Please refer to the 'Pre-Construction Information', 'Construction Phase Plan' and other relevant documents. All dimensions in millimeters. This drawing is subject to statutory approval (planning, building control etc)



Key Plan



First Floor Plan CCV Building
1:250



Second Floor Plan CCV Building
1:250

Rev	Date	Description
P05	22.09.23	revised FFL
P04	17.08.23	minor revisions. RIBA3 issue.
P03	13.08.23	SEI revisions. issued for RIBA3 stage approval
P02	21.07.23	SEI revisions. issued for RIBA3 stage approval
P01	16.06.23	amendments following SEI comments

 **SEUK CL**
SUMITOMO ELECTRIC NIGG, TAIN IV19 1QU

Discipline: ARCHITECT

Sheet Title:
FIRST & SECOND FLOOR PLAN
CCV BUILDING



Sheet Number	PROJECT	ORIGINATOR	VOLUME	LEVEL
	S263	EDA	MF	ZZ
TYPE	ROLE	NO.	SUIT.	REV.
DR	AR	205	S4	P05

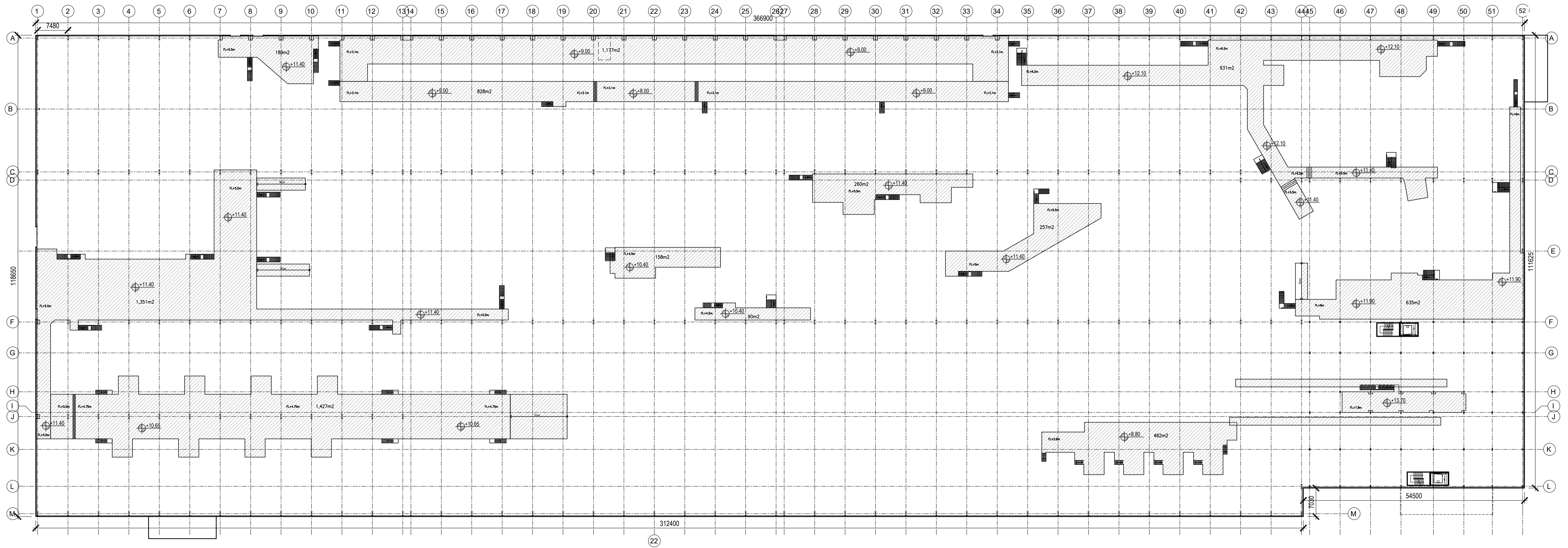
Scale: 1:250 (A1)
Date: 29.05.23
By: ED Chk: ED

EUROPLAN GROUP
Project Management Contractors
Parkview House, Beechill Office Campus,
Clonskeagh, Dublin 4, Eire.
Tel: +353 1 2606578
staprojectteam@europanservices.com

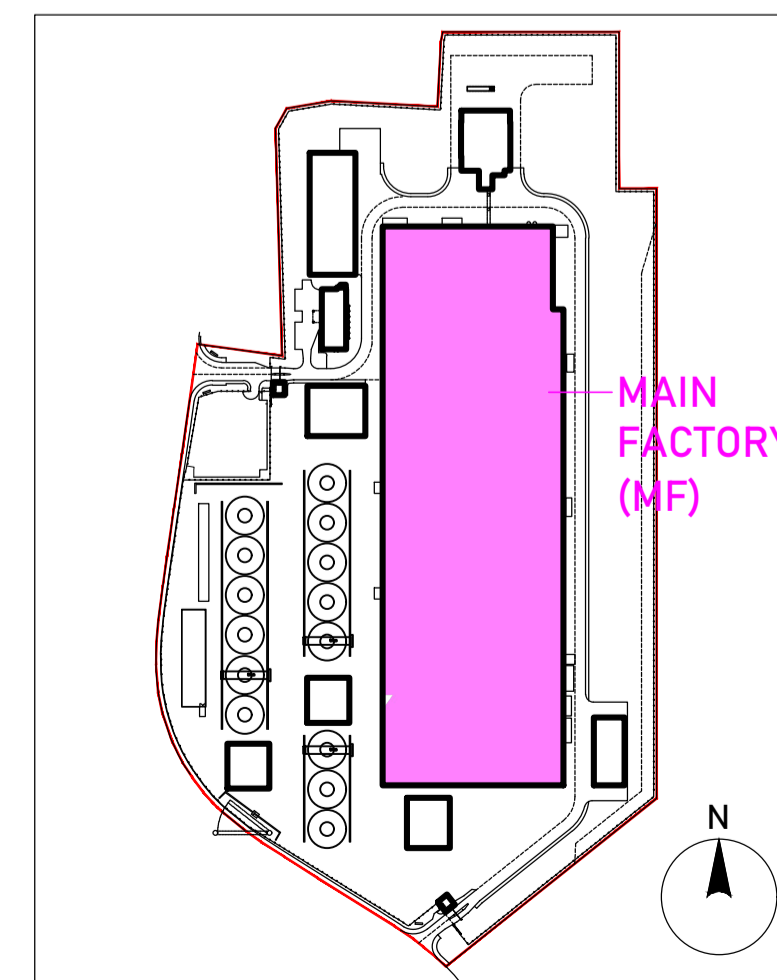



Project Design Team Members

Client	Code SUM/ CL	 SUMITOMO ELECTRIC	SEI, Kaji-cho Hitachi City Japan
Project Management Contractors	Code EUR/ PMC	EUROPLAN GROUP	
Civil Engineers	EUR/ CS		
Structural Engineers	EUR/ SE		Parkview House, Beechill Office Campus, Clonskeagh, Dublin 4, Eire. Tel: +353 1 2606578 staprojectteam@europanservices.com
Mechanical Engineers	EUR/ MP		
Electrical Engineers	EUR/ EL		
Architects	Code EDA/ AR	 eda ARCHITECTS	EDA Architects Ltd Orang Enterprise Centre, F1 Gorman Rd Est, Orang BT18 5LL eoghan@eda-architects.com



Overall Ground Floor Plan
1:500



Key Plan

Rev	Date	Description
P01	22.09.23	revised FFL
-	-	-

 **SEUK CL**
SUMITOMO ELECTRIC NIGG, TAIN IV19 1QU 

Discipline: ARCHITECT

Sheet Title:
MEZZANINE FLOOR PLAN
MAIN FACTORY/ CCV BUILDING

Sheet Number	PROJECT	ORIGINATOR	VOLUME	LEVEL
S263	EDA	MF	MZ	
TYPE	ROLE	NO.	SUIT.	REV.
DR	AR	206	S4	P01



Scale: 1:500 (A1)

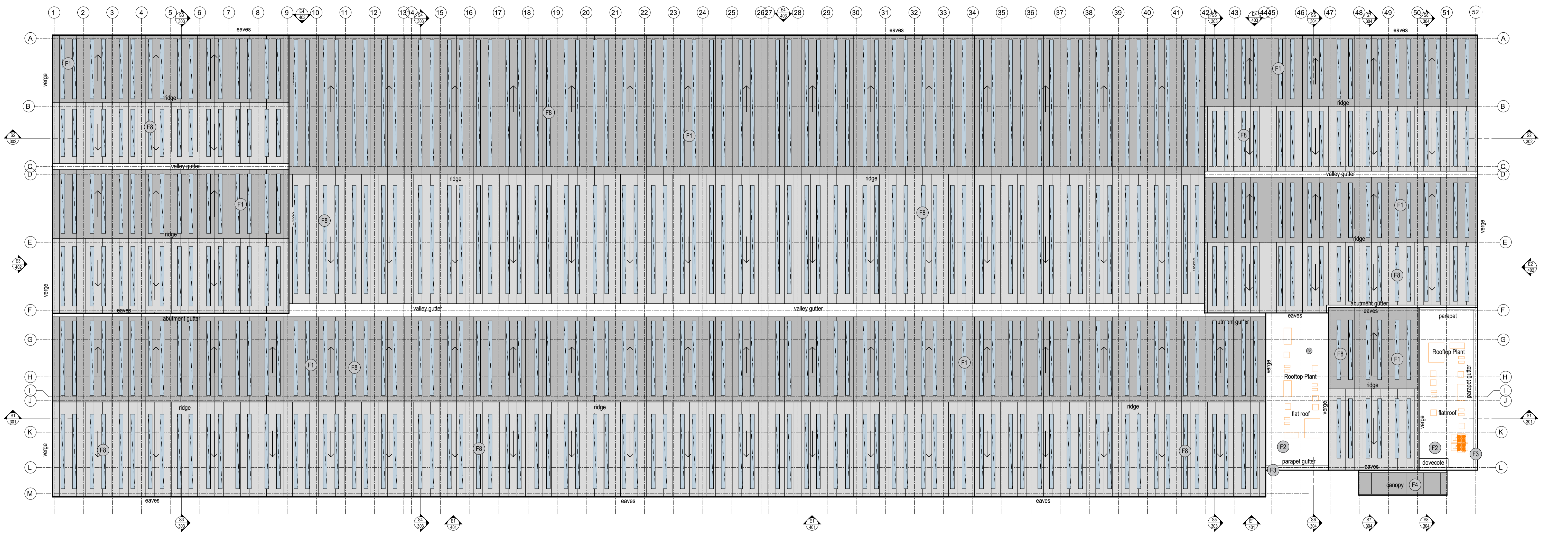
Date: 12.08.23

By: ED Chk: ED

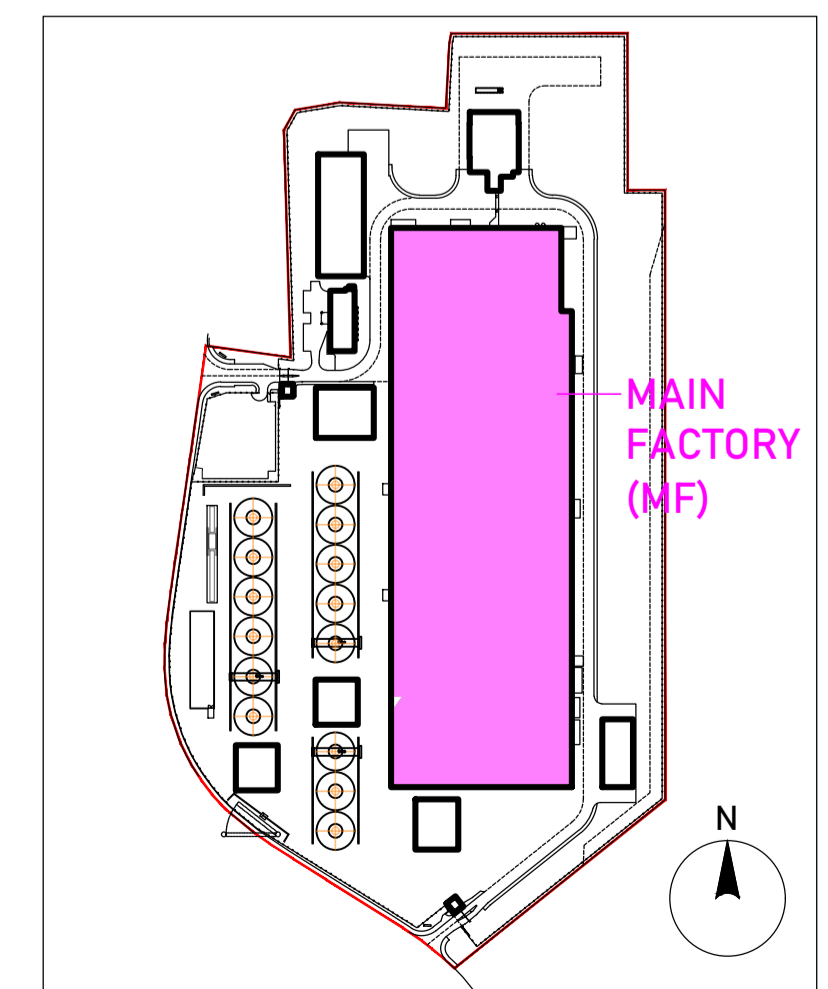
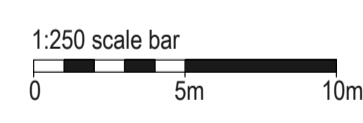
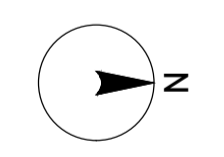
EUROPLAN GROUP
Project Management Contractors
Parkview House, Beechill Office Campus,
Clonskeagh, Dublin 4, Eire.
Tel: +353 1 2606578
staprojectteam@europanservices.com

Project Design Team Members

Client	Code SUM/ CL	 SUMITOMO ELECTRIC <small>SEI, Kiji-cho Hitachi City, Japan</small>
Project Management	Code EUR/ PMC	EUROPLAN GROUP <small>EDM Architects Ltd. Orang Enterprise Centre, Clonskeagh, Dublin 4, Eire. Tel: +353 1 2606578 staprojectteam@europanservices.com</small>
Contractors	EUR/ CS	
Civil Engineers	EUR/ SE	
Structural Engineers	EUR/ MP	
Mechanical Engineers	EUR/ EL	
Electrical Engineers	Code EDA/ AR	 eda ARCHITECTS <small>EDA Architects Ltd. Orang Enterprise Centre, 41 Gorman Rd Est., Orang BT8 8LJ eoghan@eda-architects.com</small>





Proposed Roof Plan
1:500



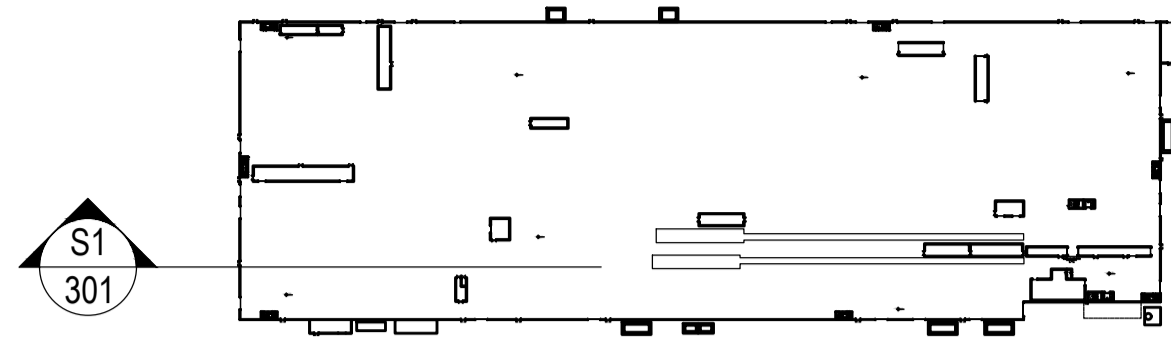
Key Plan

Rev	Date	Description
P04	13.08.23	minor SEI revisions. issued for RIBA3 stage approval
P03	03.08.23	minor SEI revisions. issued for RIBA3 stage approval
P02	21.07.23	SEI revisions. issued for RIBA3 stage approval
P01	16.06.23	amendments following SEI comments

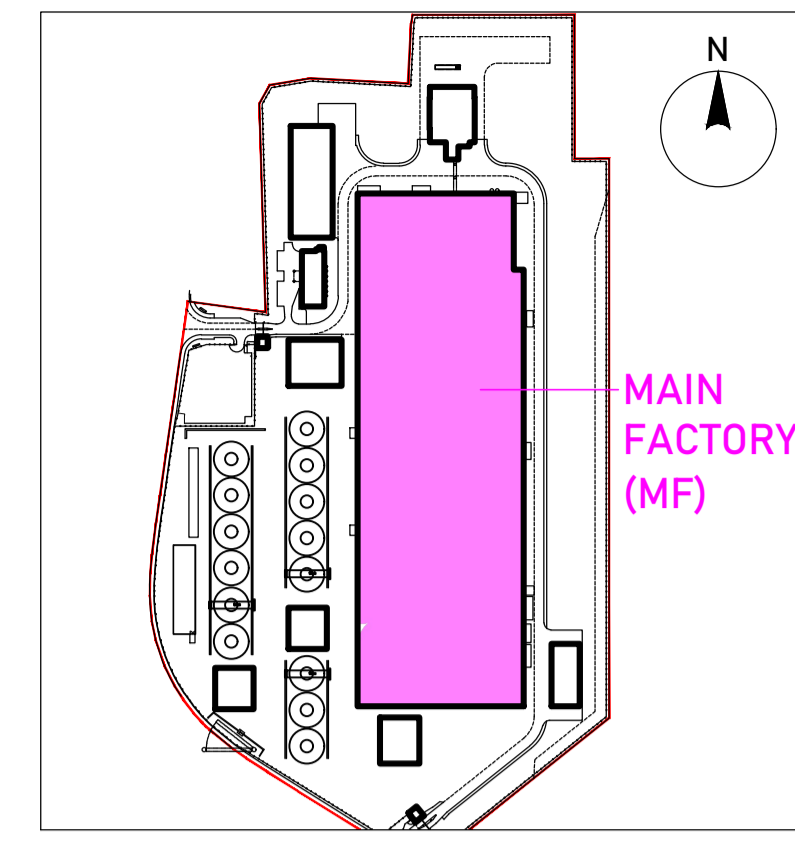
 SEUK CL SUMITOMO ELECTRIC		NIGG, TAIN IV19 1QU	
Discipline: ARCHITECT			
Sheet Title: ROOF PLAN MAIN FACTORY/ CCV BUILDING			
Sheet Number	PROJECT S263	ORIGINATOR EDA	VOLUME MF
TYPE	ROLE AR	NO. 210	LEVEL ZZ
DR	AR	SUIT. S4	REV. P04
Scale: 1:500 (A1)		 EUROPLAN GROUP	
Date: 29.05.23		Project Management Contractors <small>Parkview House, Beechill Office Campus, Clonskeagh, Dublin 4, Eire. Tel: +353 1 2606578 staprojectteam@europanservices.com</small>	
By: ED	Chk: ED		

Rev	Date	Description
P02	22.09.23	revised FFL
P01	21.07.23	SEI revisions issued for RIBA3 stage approval

© Copyright EDA Architects Ltd. The Construction (Design and Management) Regulations 2015 apply to this project. Please refer to the 'Pre-Construction Information', 'Construction Phase Plan' and other relevant documents. All dimensions in millimeters. This drawing is subject to statutory approval (planning, building control etc)



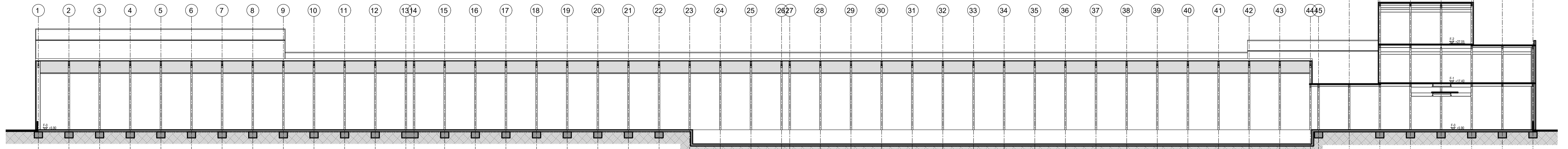
Section/ Elevation Key Plan



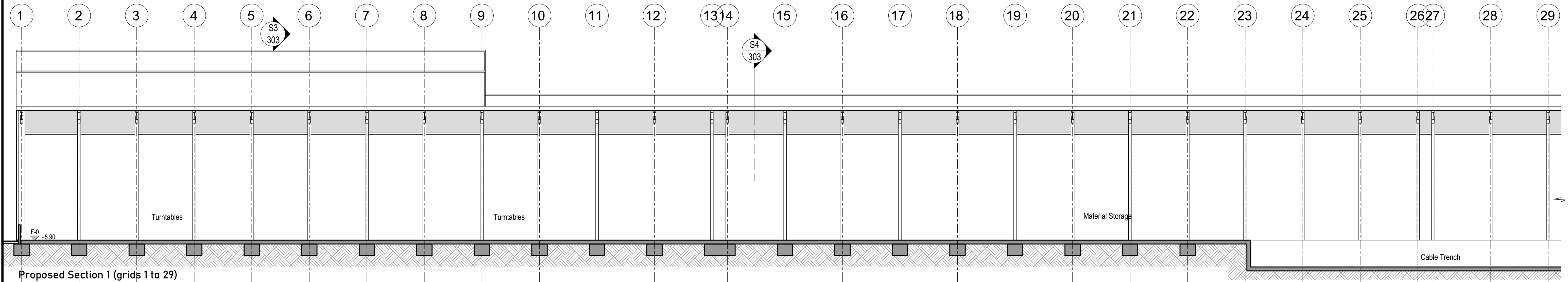
Key Plan

Project Design Team Members

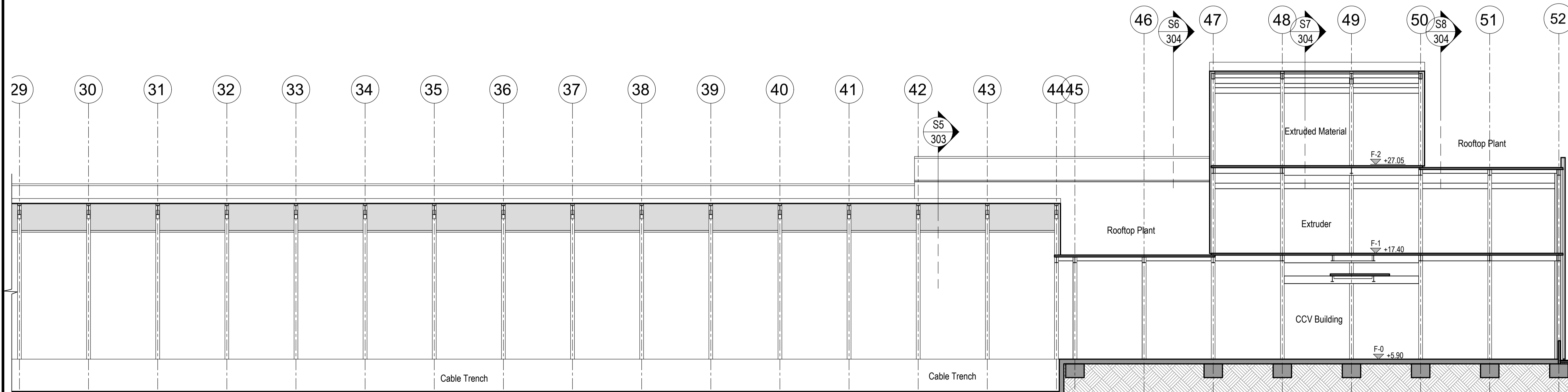
Client	Code SUM/ CL	SUMITOMO ELECTRIC <small>SEI, Kaji-cho Hitachi City Japan</small>
Project Management Contractors	Code EUR/ PMC	EUROPLAN GROUP <small>Parkview House, Beechill Office Campus, Clonskeagh, Dublin 4, Eire. Tel: +353 1 2606578 staprojectteam@europlanservices.com</small>
Civil Engineers	EUR/ CS	
Structural Engineers	EUR/ SE	
Mechanical Engineers	EUR/ MP	
Electrical Engineers	EUR/ EL	
Architects	Code EDA/ AR	eda ARCHITECTS <small>EDA Architects Ltd Orang Enterprise Centre, 41 Gorman Rd Est, Orang BT18 5LJ eoghan@eda-architects.com</small>



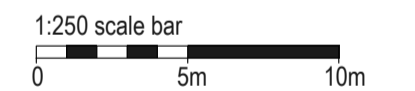
Proposed Section 1 Overall
1:500



Proposed Section 1 (grids 1 to 29)
1:250



Proposed Section 1 (grids 29 to 52)
1:250



SEUK CL
SUMITOMO ELECTRIC NIGG, TAIN IV19 1QU

Discipline: ARCHITECT

Sheet Title:
SECTION 1
MAIN FACTORY/ CCV BUILDING

Sheet Number	PROJECT	ORIGINATOR	VOLUME	LEVEL
S263	EDA	MF	ZZ	
TYPE	ROLE	NO.	SUIT.	REV.
DR	AR	301	S4	P02

Scale: 1:250 (A1)

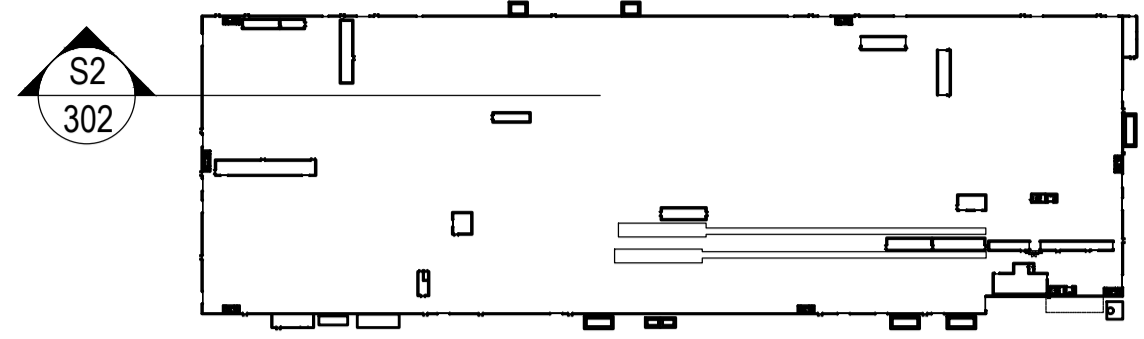
Date: 27.06.23

By: ED Chk: ED

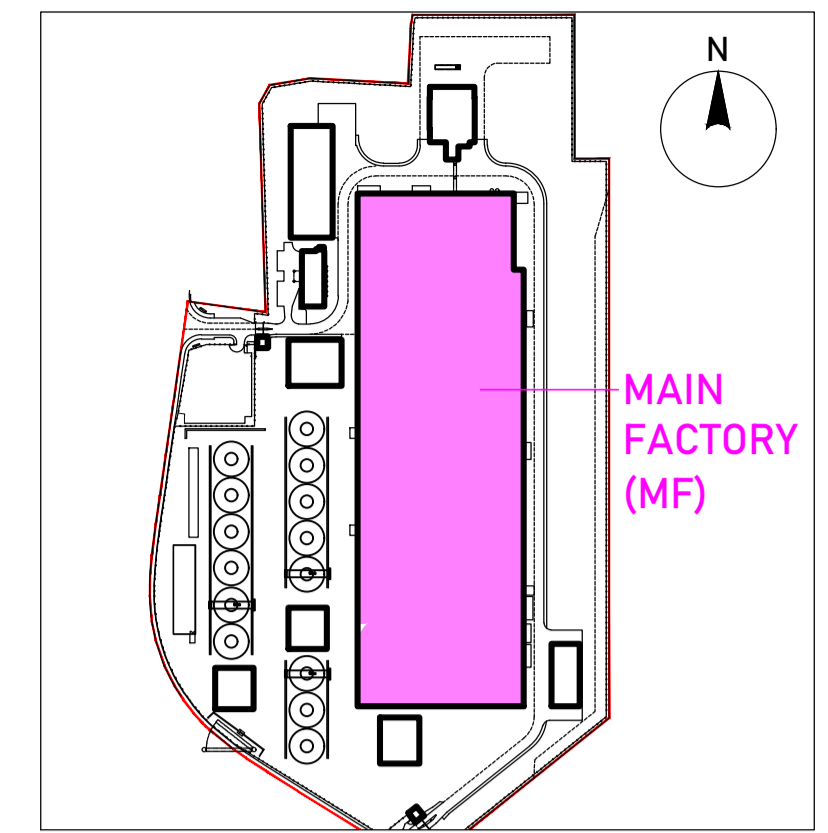
EUROPLAN GROUP
Project Management Contractors
Parkview House, Beechill Office Campus,
Clonskeagh, Dublin 4, Eire.
Tel: +353 1 2606578
staprojectteam@europlanservices.com

Rev	Date	Description
P02	22.09.23	revised FFL
P01	21.07.23	SEI revisions. issued for RIBA3 stage approval

© Copyright EDA Architects Ltd. The Construction (Design and Management) Regulations 2015 apply to this project. Please refer to the 'Pre-Construction Information', 'Construction Phase Plan' and other relevant documents. All dimensions in millimeters. This drawing is subject to statutory approval (planning, building control etc)

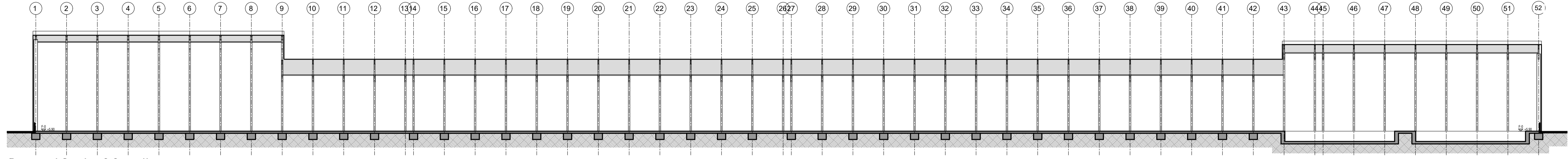


Section/ Elevation Key Plan

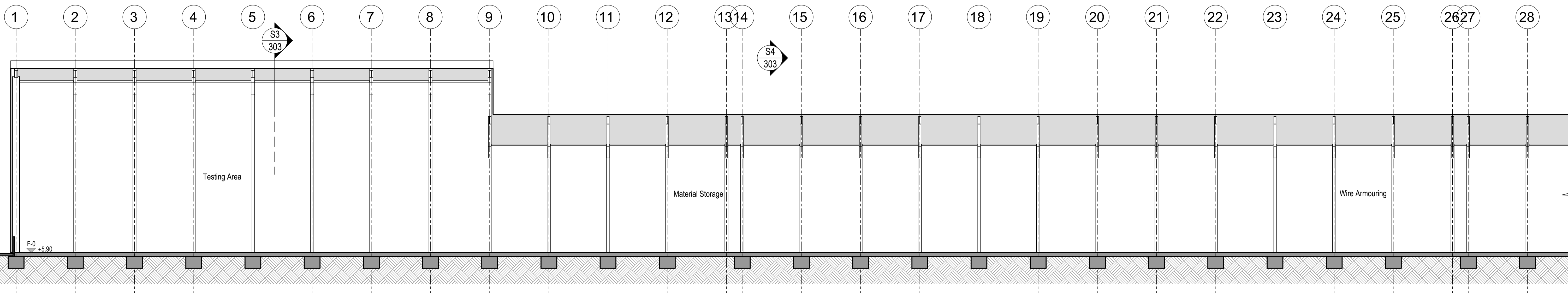


Key Plan

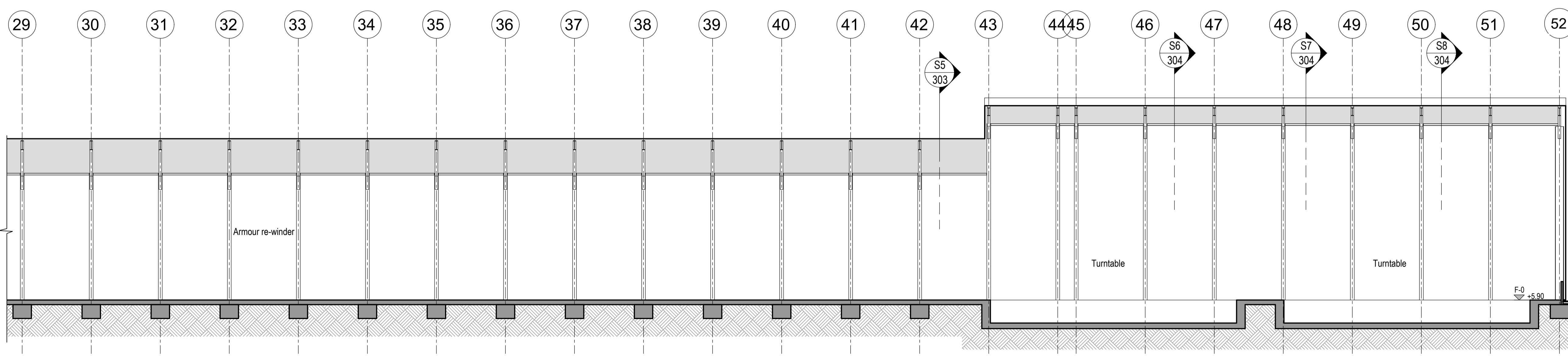
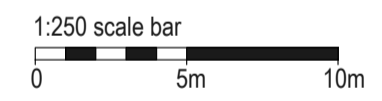
Project Design Team Members		
Client	Code SUM/ CL	SUMITOMO ELECTRIC <small>SEI, Kaji-cho Hitachi City Japan</small>
Project Management Contractors	Code EUR/ PMC	EUROPLAN GROUP <small>Parkview House, Beechill Office Campus, Clonskeagh, Dublin 4, Eire. Tel: +353 1 2606578 staprojectteam@euoplanservices.com</small>
Civil Engineers	EUR/ CS	
Structural Engineers	EUR/ SE	
Mechanical Engineers	EUR/ MP	
Electrical Engineers	EUR/ EL	
Architects	Code EDA/ AR	eda ARCHITECTS <small>EDA Architects Ltd Orang Enterprise Centre, 41 Gorman Rd Est, Orang BT8 5LJ eda@eda-architects.com</small>



Proposed Section 2 Overall
1:500

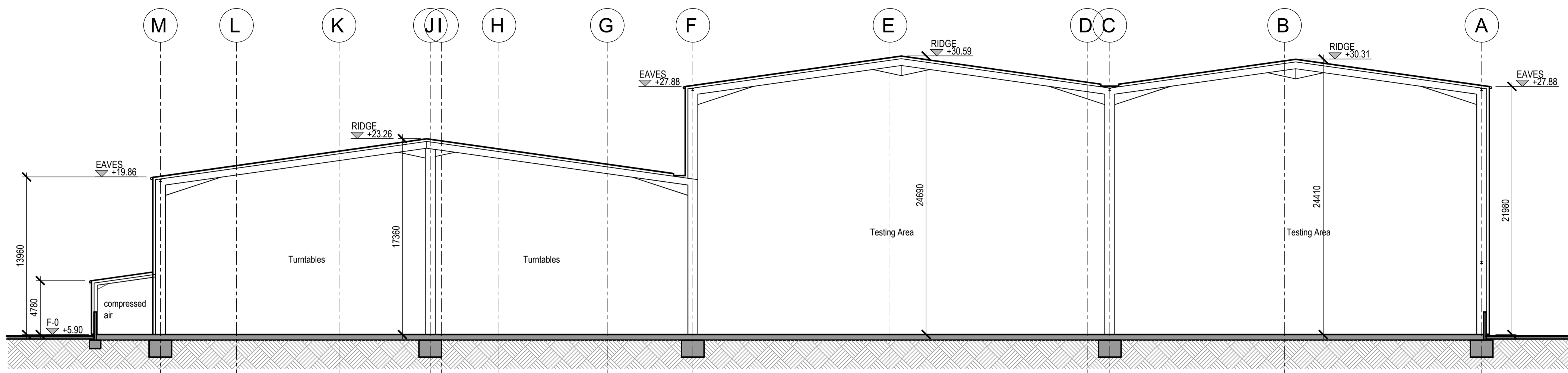


Proposed Section 2 (grids 1 to 28)
1:250

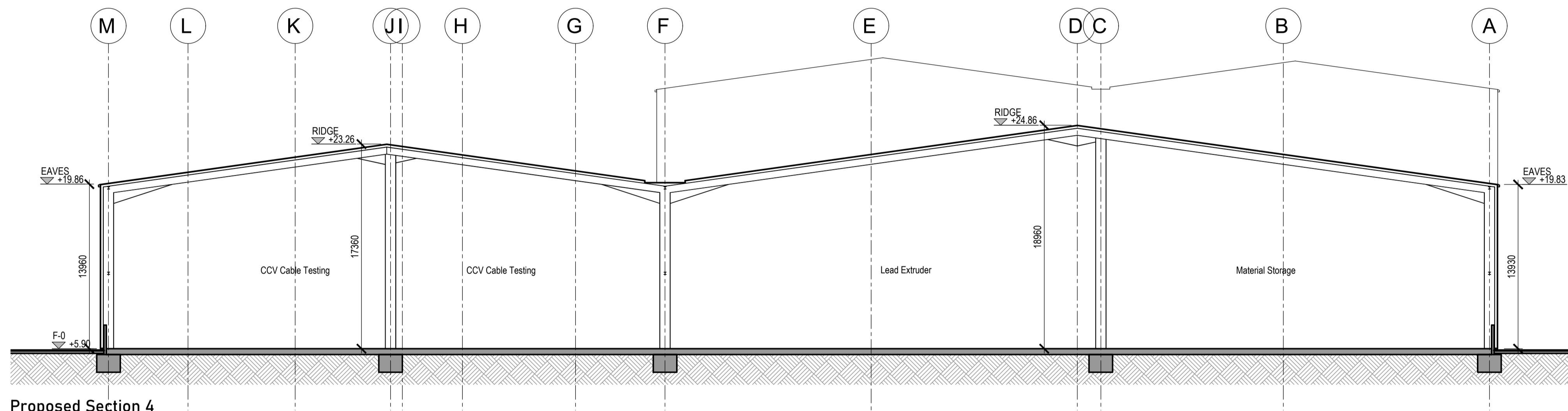


Proposed Section 2 (grids 29 to 52)
1:250

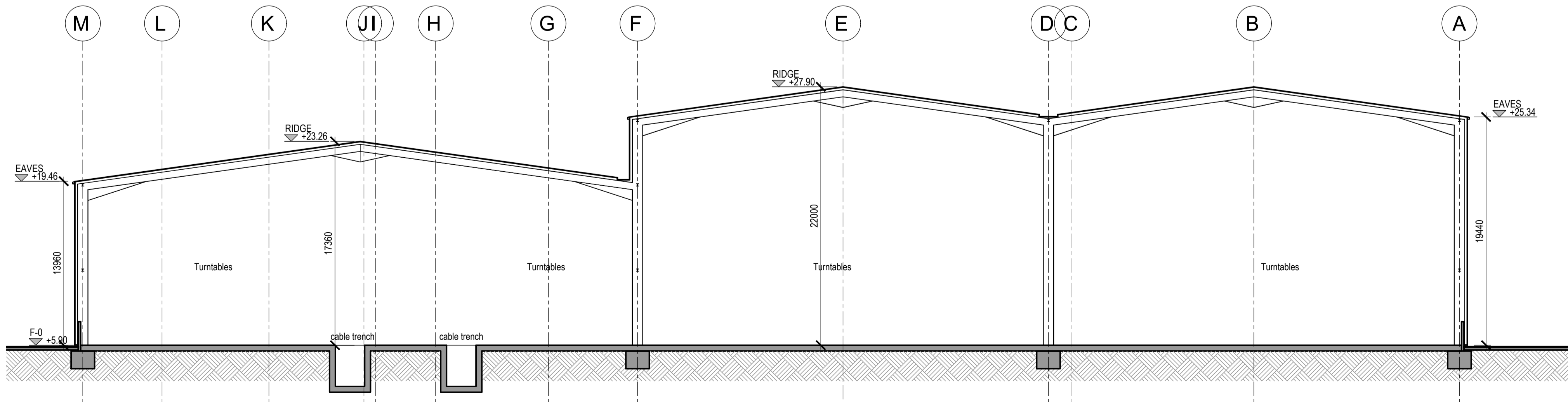
		SEUK CL NIGG, TAIN IV19 1QU	
Discipline: ARCHITECT			
Sheet Title: SECTION 2 MAIN FACTORY/ CCV BUILDING			
Sheet Number	PROJECT S263	ORIGINATOR EDA	VOLUME MF
TYPE	ROLE	NO.	LEVEL ZZ
DR	AR	302	REV. P02
Scale: 1:250 (A1)		EUROPLAN GROUP Project Management Contractors <small>Parkview House, Beechill Office Campus, Clonskeagh, Dublin 4, Eire. Tel: +353 1 2606578 staprojectteam@euoplanservices.com</small>	
Date: 27.06.23			
By: ED		Chk: ED	



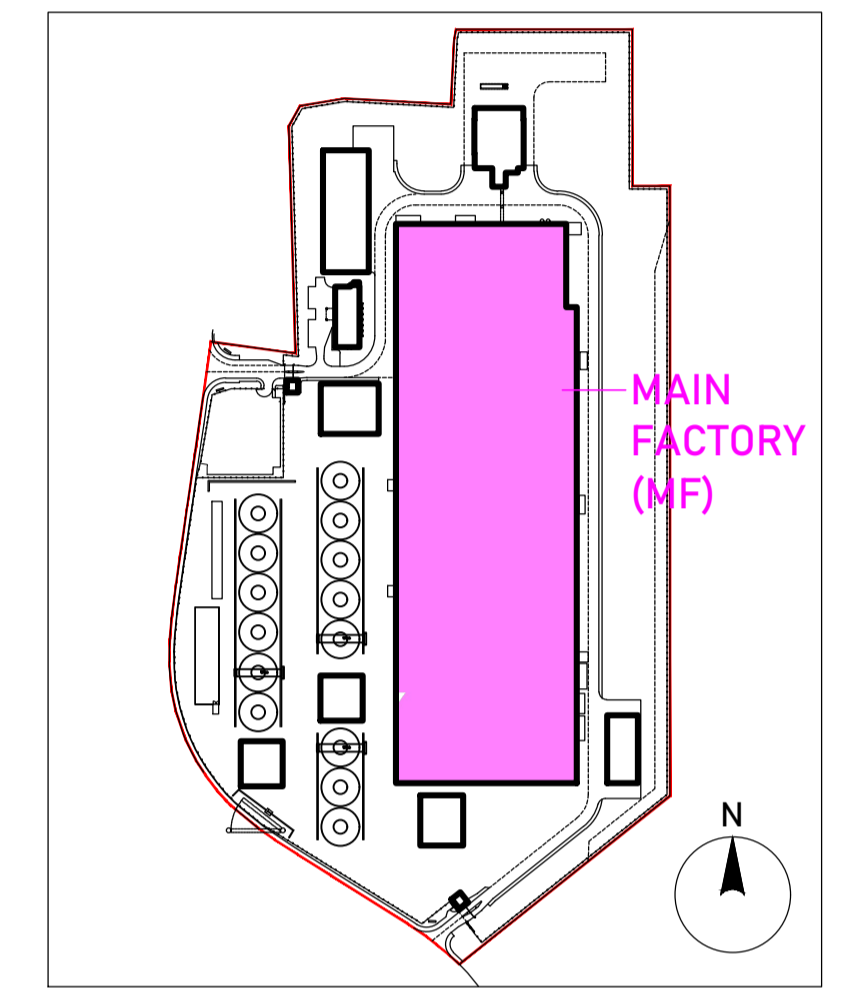
Proposed Section 3
1:250



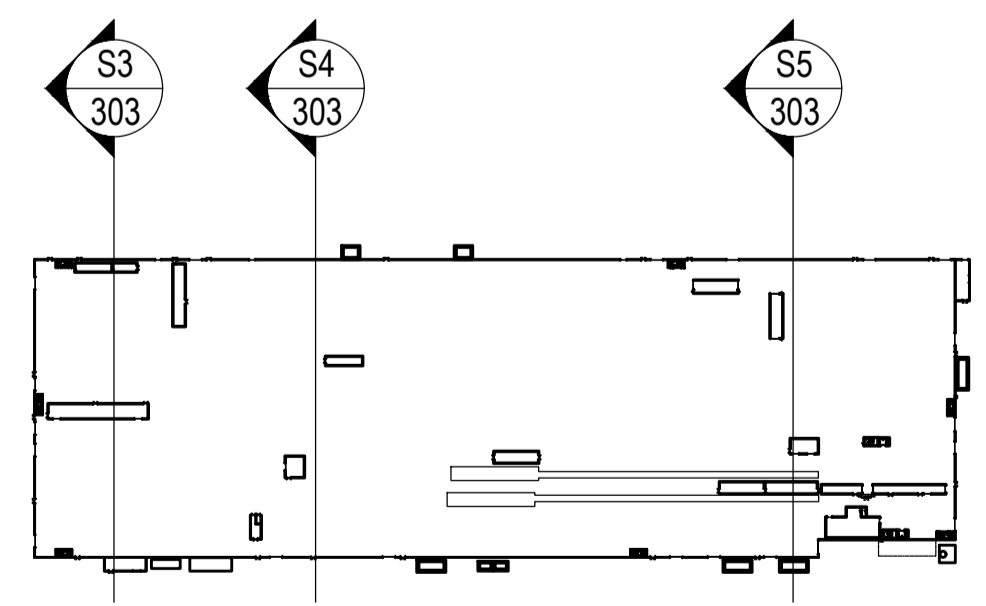
Proposed Section 4
1:250



Proposed Section 5
1:250



Key Plan



Section/ Elevation Key Plan

Project Design Team Members

Client	Code SUM/ CL	SEI, Kaji-cho Hitachi City Japan
Project Management Contractors	Code EUR/ PMC	EUROPLAN GROUP
Civil Engineers	EUR/ CS	Parkview House, Beechill Office Campus, Clonskeagh, Dublin 4, Eire. Tel: +353 1 2606578 staprojectteam@europlanservices.com
Structural Engineers	EUR/ SE	
Mechanical Engineers	EUR/ MP	
Electrical Engineers	EUR/ EL	
Architects	Code EDA/ AR	EDA ARCHITECTS LTD. Ornagh Enterprise Centre, Clonskeagh, Dublin 4, Eire. Ornagh BT18 5LL eda@eda-architects.com

© Copyright EDA Architects Ltd. The Construction (Design and Management) Regulations 2015 apply to this project. Please refer to the 'Pre-Construction Information', 'Construction Phase Plan' and other relevant documents. All dimensions in millimeters. This drawing is subject to statutory approval (planning, building control etc)

Rev	Date	Description
P03	22.09.23	revised FFL
P02	21.07.23	SEI revisions. issued for RIBA3 stage approval
P01	19.07.23	dimensions, levels added
-	-	-

SEUK CL
SUMITOMO ELECTRIC NIGG, TAIN IV19 1QU

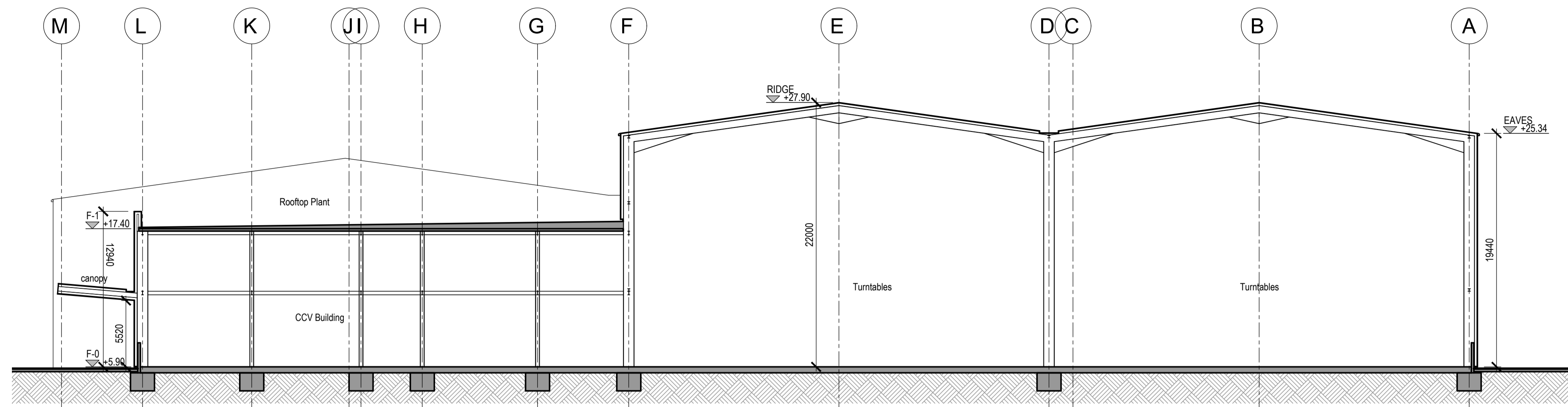
Discipline: ARCHITECT

Sheet Title:
SECTIONS 3, 4, 5
MAIN FACTORY/ CCV BUILDING

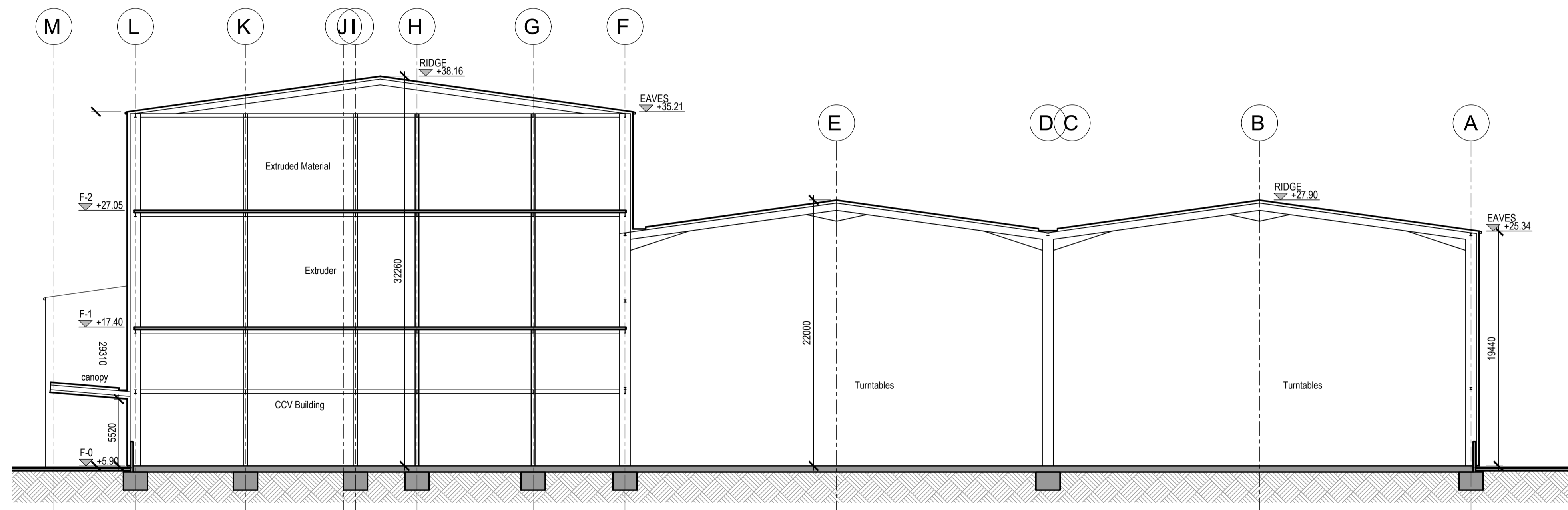
Sheet Number	PROJECT	ORIGINATOR	VOLUME	LEVEL
S263	EDA	MF	ZZ	
TYPE	ROLE	NO.	SUIT.	REV.
DR	AR	303	S4	P03

Scale: 1:250 (A1)
Date: 27.06.23
By: ED Chk: ED

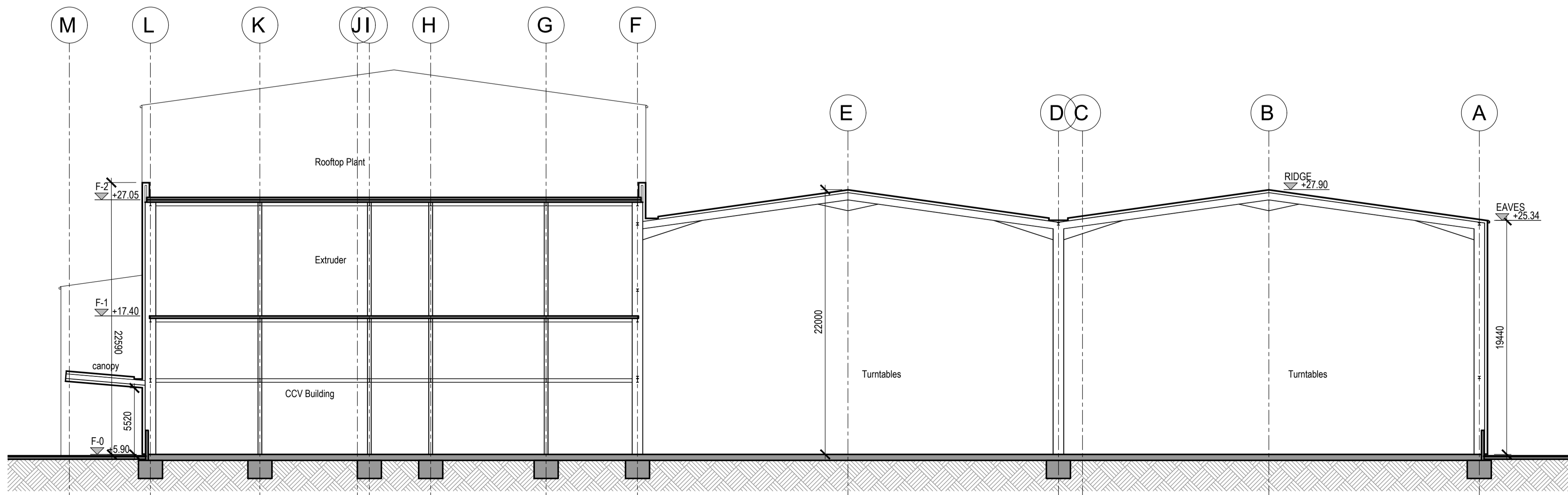
EUROPLAN GROUP
Project Management Contractors
Parkview House, Beechill Office Campus,
Clonskeagh, Dublin 4, Eire.
Tel: +353 1 2606578
staprojectteam@europlanservices.com



Proposed Section 6
1:250



Proposed Section 7
1:250

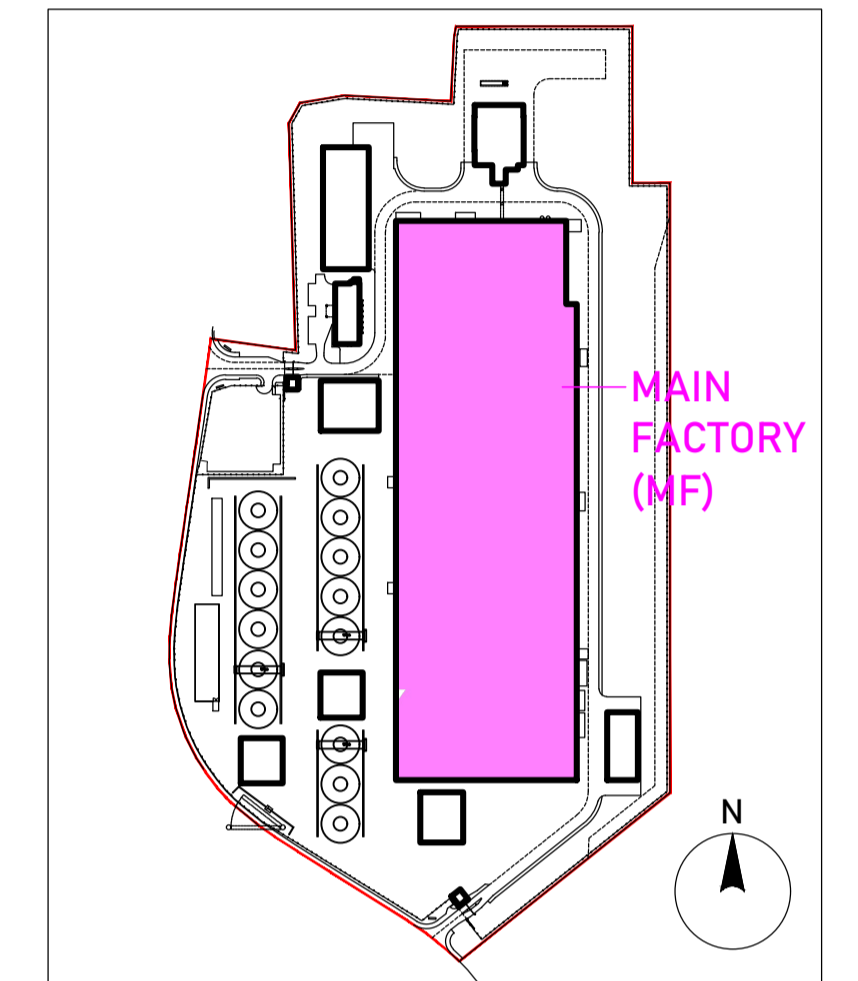


Proposed Section 8
1:250

Project Design Team Members

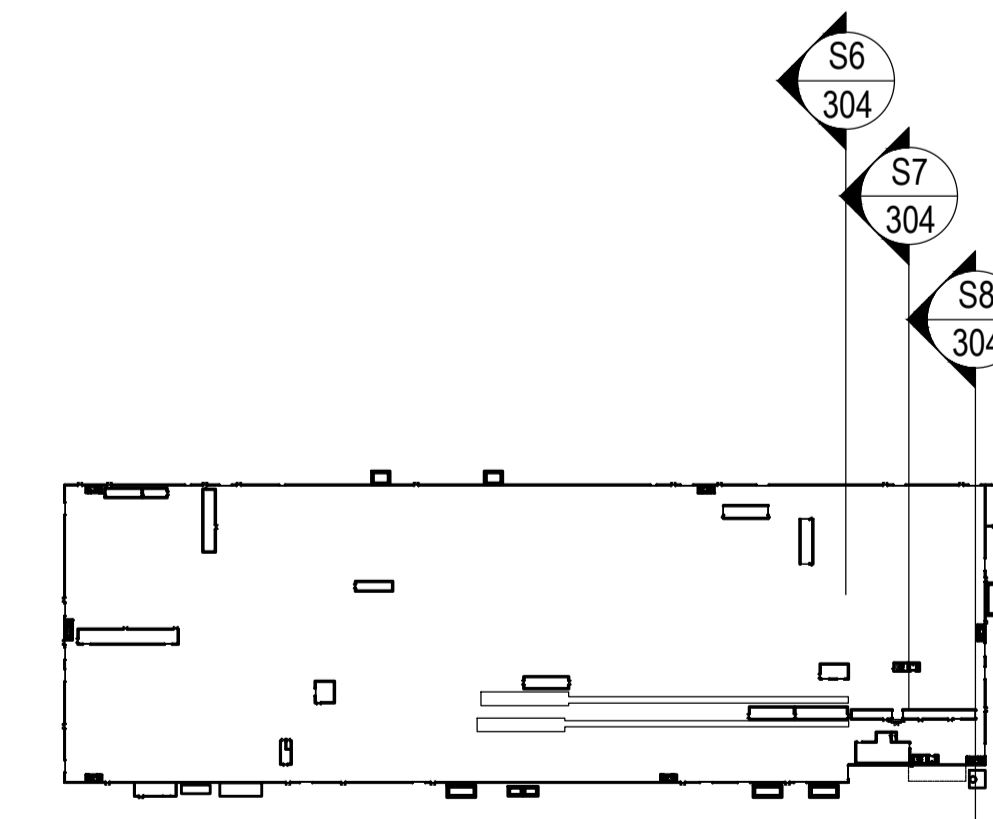
Client	Code SUM/ CL	SUMITOMO ELECTRIC	SEI, Kaji-cho Hitachi City Japan
Project Management Contractors	Code EUR/ PMC	EUROPLAN GROUP	
Civil Engineers	EUR/ CS		
Structural Engineers	EUR/ SE		Parkview House, Beechill Office Campus, Clonskeagh, Dublin 4, Eire. Tel: +353 1 2606578 staprojectteam@europlanservices.com
Mechanical Engineers	EUR/ MP		
Electrical Engineers	EUR/ EL		
Architects	Code EDA/ AR	eda	EDA Architects Ltd. Orang Enterprise Centre, 41 Gorman Rd Est., Orang BT8 5LL eda@eda-architects.com

© Copyright EDA Architects Ltd. The Construction (Design and Management) Regulations 2015 apply to this project. Please refer to the 'Pre-Construction Information', 'Construction Phase Plan' and other relevant documents. All dimensions in millimeters. This drawing is subject to statutory approval (planning, building control etc)



Key Plan

Rev	Date	Description
P03	22.09.23	revised FFL
P02	21.07.23	SEI revisions. issued for RIBA3 stage approval
P01	19.07.23	dimensions, levels added
-	-	-



Section/ Elevation Key Plan

SEUK CL
SUMITOMO ELECTRIC
NIGG, TAIN IV19 1QU

Discipline: ARCHITECT

Sheet Title:
SECTIONS 6, 7, 8
MAIN FACTORY/ CCV BUILDING

Sheet Number	PROJECT	ORIGINATOR	VOLUME	LEVEL
S263	EDA	MF	ZZ	
TYPE	ROLE	NO.	SUIT.	REV.
DR	AR	304	S4	P03

Scale: 1:250 (A1)

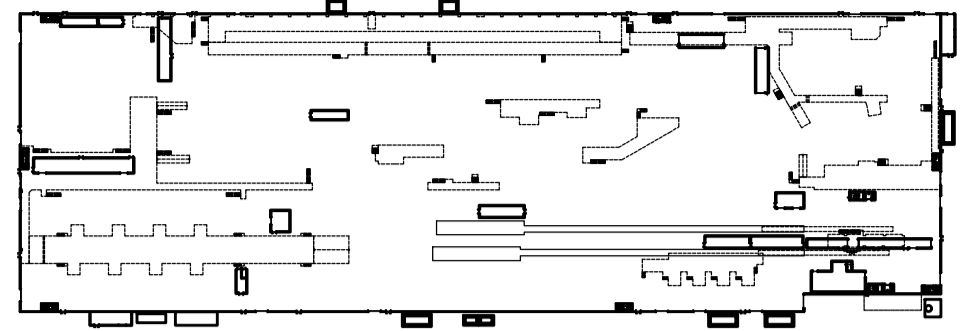
Date: 27.06.23

By: ED Chk: ED

EUROPLAN GROUP
Project Management Contractors
Parkview House, Beechill Office Campus,
Clonskeagh, Dublin 4, Eire.
Tel: +353 1 2606578
staprojectteam@europlanservices.com

Rev	Date	Description
P07	22.09.23	revised FFL
P06	17.08.23	minor revisions. RIBA3 issue.
P05	13.08.23	minor SEI revisions. issued for RIBA3 stage approval
P04	03.08.23	minor SEI revisions. issued for RIBA3 stage approval
P03	21.07.23	SEI revisions. issued for RIBA3 stage approval
P02	19.07.23	dimensions, levels added
P01	16.06.23	amendments following SEI comments

© Copyright EDA Architects Ltd. The Construction (Design and Management) Regulations 2015 apply to this project. Please refer to the 'Pre-Construction Information', 'Construction Phase Plan' and other relevant documents. All dimensions in millimeters. This drawing is subject to statutory approval (planning, building control etc)

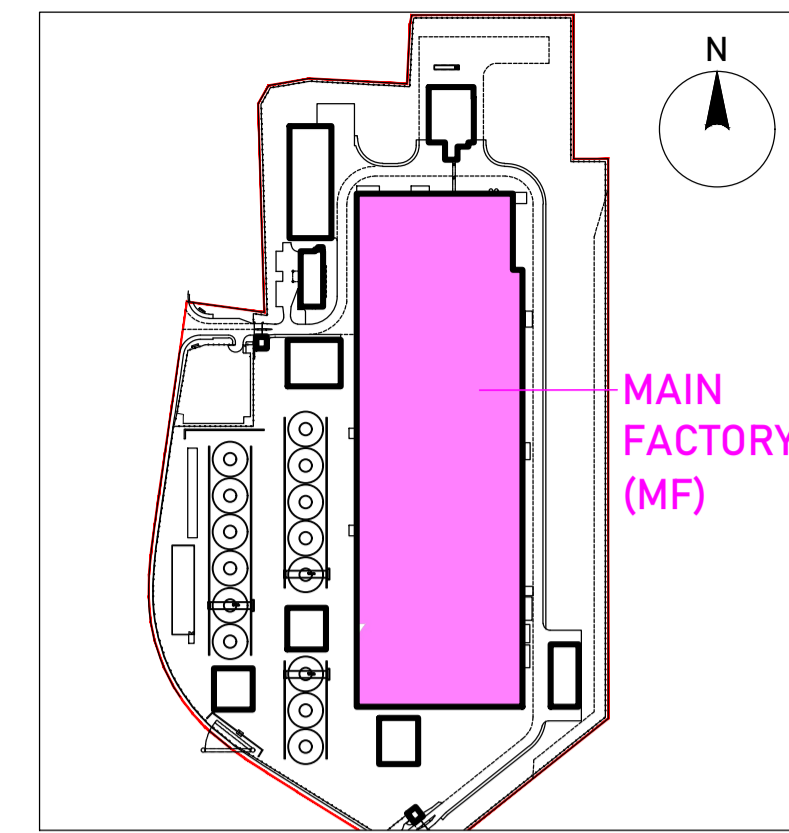


Section/ Elevation Key Plan



EXTERNAL FINISHES

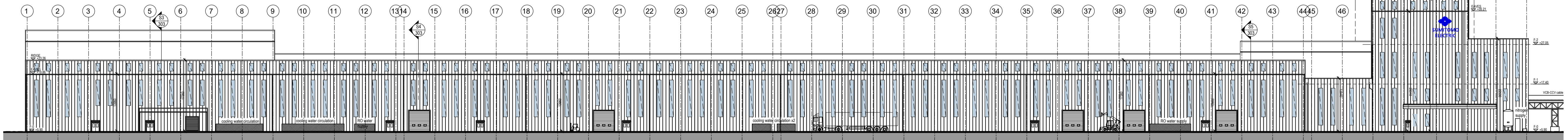
- F1 Kingspan RW1000 40mm trapezoidal roof and wall panels. Powder coated aluminium gutters, ridge capping, corner trims etc. Colour TBC.
- F2 Cement finish inverted roof to external rooftop plant areas.
- F3 Parapet coping. Folded aluminium powder coated. Colour TBC.
- F4 External canopy. Edges, flashing etc folded aluminium, powder coated.
- F5 PVC downpipes. Colour TBC.
- F6 Roller shutter door. Powder coated steel with vision panels. colour TBC.
- F7 Steel personnel doors, powder coated. Vision panel. Colour TBC.
- F8 Perspex in-line opaque roof/ wall light



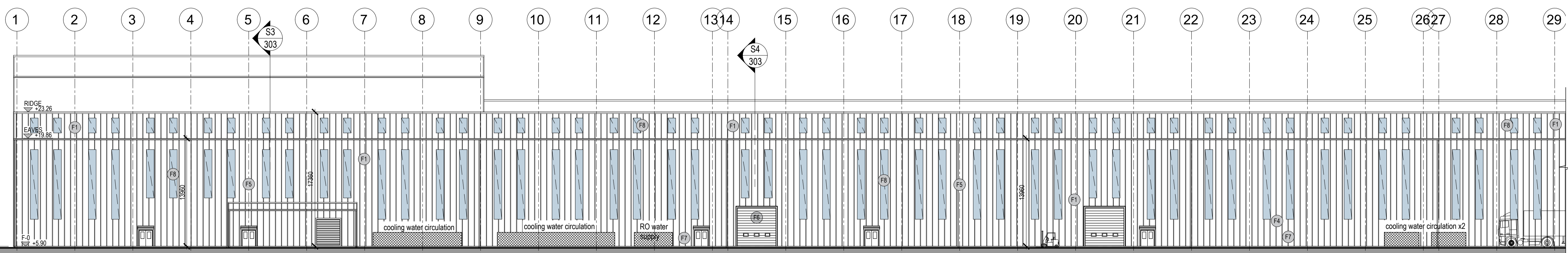
Key Plan

Project Design Team Members

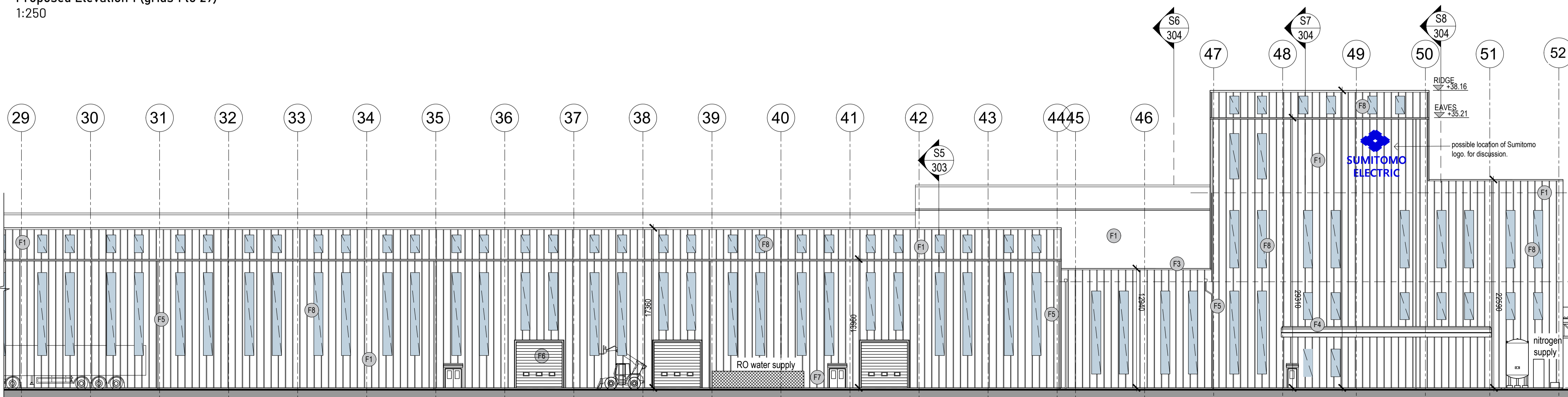
Client	Code SUM/ CL	SUMITOMO ELECTRIC	SEI, Kaji-cho Hitachi City Japan
Project Management Contractors	Code EUR/ PMC	EUROPLAN GROUP	EDM Architects Ltd Oranau Enterprise Centre, Clonskeagh, Dublin 4, Eire. Tel: +353 1 2606578 staprojectteam@europlanservices.com
Civil Engineers	EUR/ CS		
Structural Engineers	EUR/ SE		
Mechanical Engineers	EUR/ MP		
Electrical Engineers	EUR/ EL		
Architects	Code EDA/ AR	eda	EDA Architects Ltd Oranau Enterprise Centre, Clonskeagh, Dublin 4, Eire. Tel: +353 1 2606578 eda@eda-architects.com



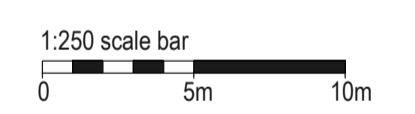
Proposed Elevation 1 Overall
1:500



Proposed Elevation 1 (grids 1 to 29)
1:250



Proposed Elevation 1 (grids 29 to 52)
1:250



SUMITOMO ELECTRIC
SEUK CL
NIGG, TAIN IV19 1QU

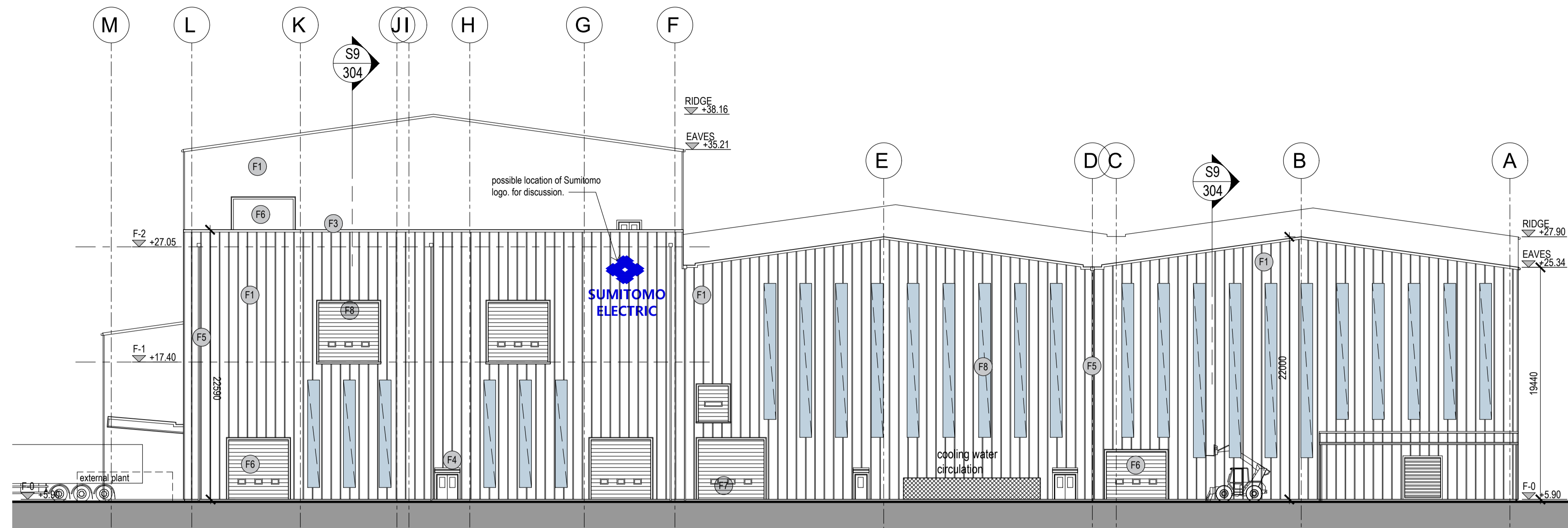
Discipline: ARCHITECT

Sheet Title:
ELEVATION 1
MAIN FACTORY/ CCV BUILDING

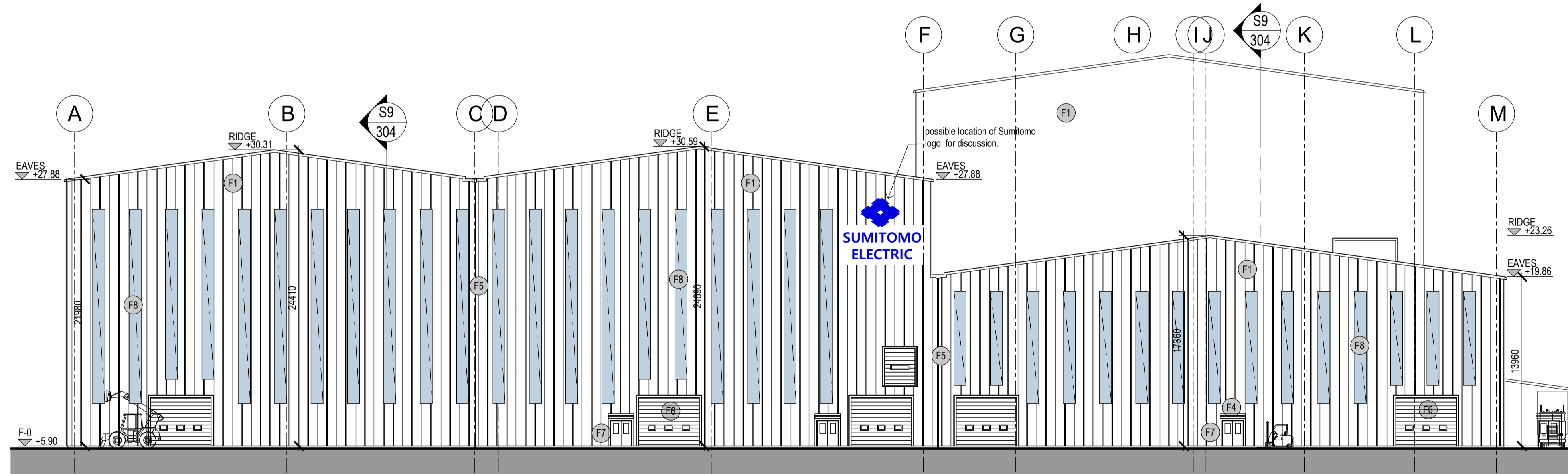
Sheet Number	PROJECT	ORIGINATOR	VOLUME	LEVEL
S263	EDA	MF	ZZ	
TYPE	ROLE	NO.	SUIT.	REV.
DR	AR	401	S4	P07

Scale: 1:250 (A1)
Date: 29.05.23
By: ED Chk: ED

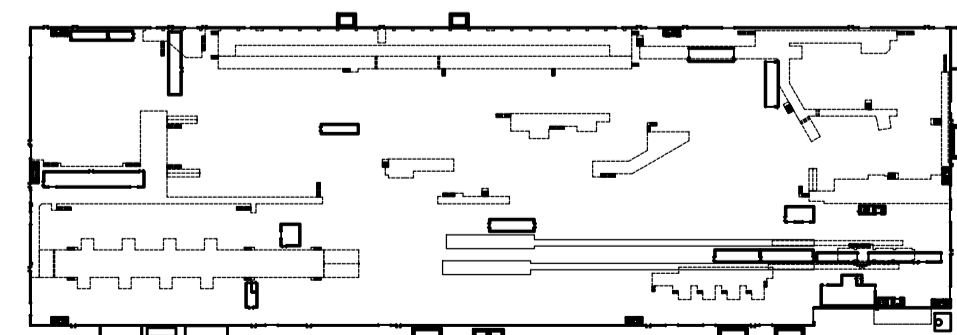
EUROPLAN GROUP
Project Management Contractors
Parkview House, Beechill Office Campus,
Clonskeagh, Dublin 4, Eire.
Tel: +353 1 2606578
staprojectteam@europlanservices.com



Proposed Elevation 2
1:250



Proposed Elevation 3
1:250



Section/ Elevation Key Plan

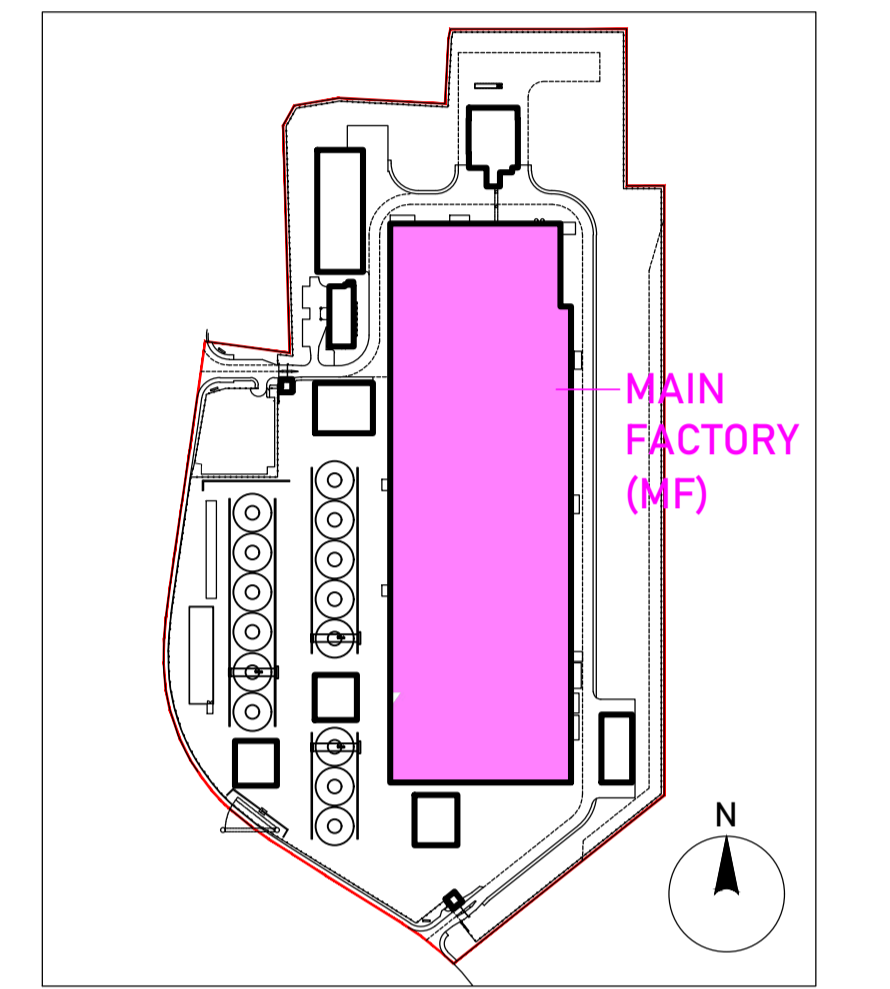
EXTERNAL FINISHES

- F1 Kingspan RW1000 40mm trapezoidal roof and wall panels. Powder coated aluminium gutters, ridge capping, corner trims etc. Colour TBC.
- F2 Cement finish inverted roof to external rooftop plant areas.
- F3 Parapet coping. Folded aluminium powder coated. Colour TBC.
- F4 External canopy. Edges, flashing etc folded aluminium, powder coated.
- F5 PVC downpipes. Colour TBC.
- F6 Roller shutter door. Powder coated steel with vision panels. colour TBC.
- F7 Steel personnel doors, powder coated. Vision panel. Colour TBC.
- F8 Perspex in-line opaque roof/ wall light

Project Design Team Members

Client	Code SUM/ CL	SEI, Kaji-cho Hitachi City Japan
Project Management Contractors	Code EUR/ PMC	EUROPLAN GROUP
Civil Engineers	EUR/ CS	
Structural Engineers	EUR/ SE	Parkview House, Beechill Office Campus, Clonskeagh, Dublin 4, Eire. Tel: +353 1 2606578
Mechanical Engineers	EUR/ MP	staprojectteam@europlanservices.com
Electrical Engineers	EUR/ EL	
Architects	Code EDA/ AR	EDA Architects Ltd. Ornagh Enterprise Centre, 41 Gorman Rd Est., Ornagh BT8 5LJ eda@eda-architects.com

© Copyright EDA Architects Ltd. The Construction (Design and Management) Regulations 2015 apply to this project. Please refer to the 'Pre-Construction Information', 'Construction Phase Plan' and other relevant documents. All dimensions in millimeters. This drawing is subject to statutory approval (planning, building control etc)



Key Plan



Rev	Date	Description
P06	22.09.23	revised FFL
P05	17.08.23	minor revisions. RIBA3 issue.
P04	13.08.23	SEI revisions. issued for RIBA3 stage approval
P03	21.07.23	SEI revisions. issued for RIBA3 stage approval
P02	19.07.23	dimensions, levels added
P01	16.06.23	amendments following SEI comments

SEUK CL
SUMITOMO ELECTRIC NIGG, TAIN IV19 1QU

Discipline: ARCHITECT

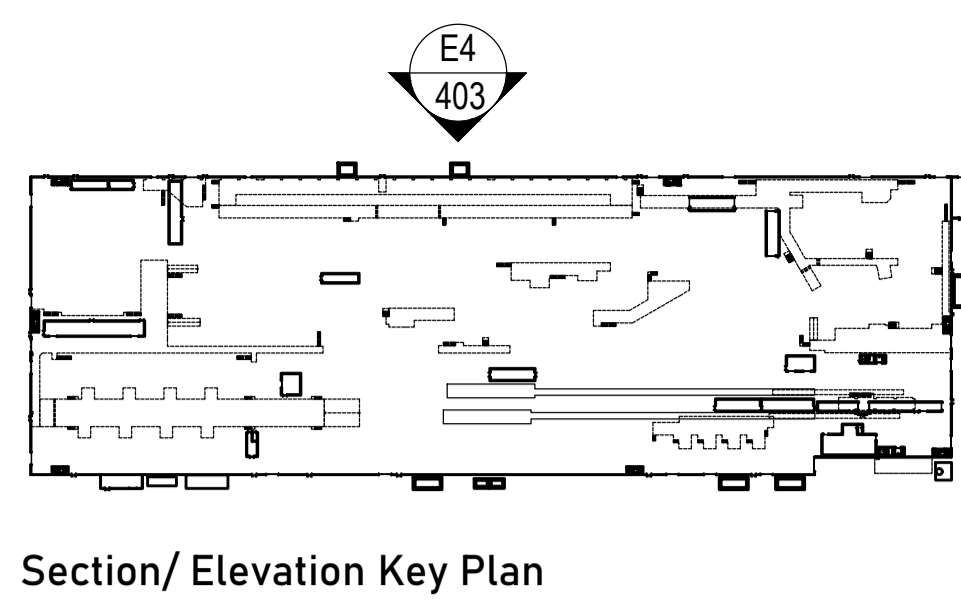
Sheet Title:
ELEVATIONS 2, 3
MAIN FACTORY/ CCV BUILDING

Sheet Number	PROJECT	ORIGINATOR	VOLUME	LEVEL
S263	EDA	MF	ZZ	
TYPE	ROLE	NO.	SUIT.	REV.
DR	AR	402	S4	P06

Scale: 1:250 (A1)
Date: 29.05.23
By: ED Chk: ED

EUROPLAN GROUP
Project Management Contractors
Parkview House, Beechill Office Campus,
Clonskeagh, Dublin 4, Eire.
Tel: +353 1 2606578
staprojectteam@europlanservices.com

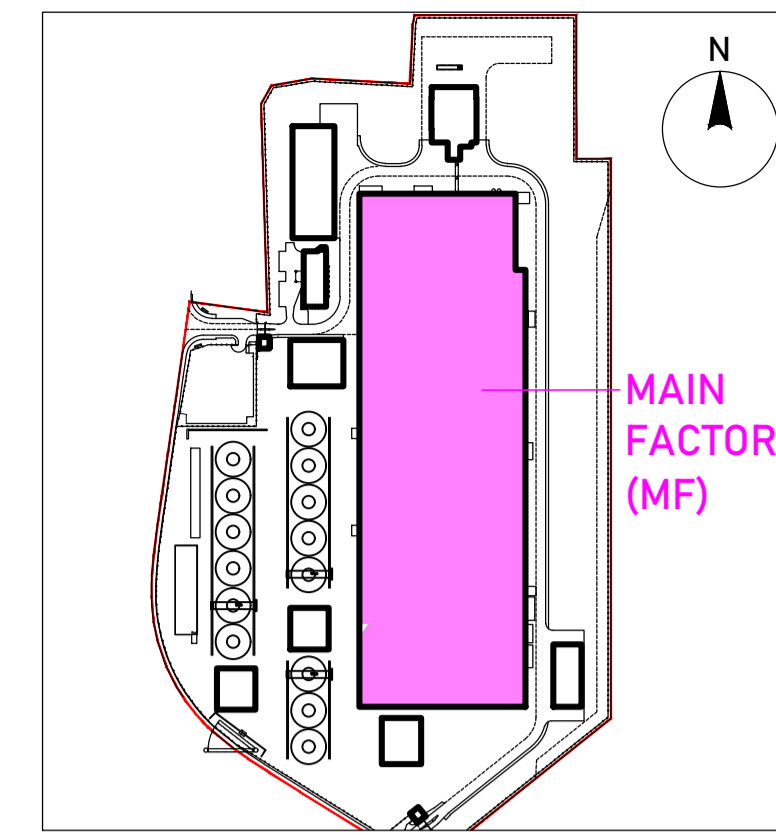
Rev	Date	Description
P07	22.09.23	revised FFL
P06	17.08.23	minor revisions. RIBA3 issue.
P05	13.08.23	minor SEI revisions. issued for RIBA3 stage approval
P04	03.08.23	minor SEI revisions. issued for RIBA3 stage approval
P03	21.07.23	SEI revisions. issued for RIBA3 stage approval
P02	19.07.23	dimensions, levels added
P01	16.06.23	amendments following SEI comments



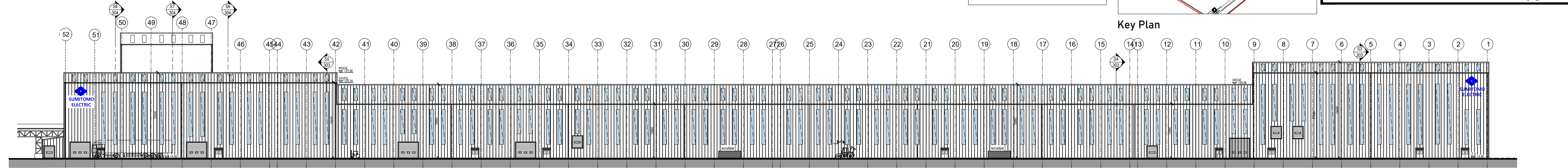
© Copyright EDA Architects Ltd. The Construction (Design and Management) Regulations 2015 apply to this project. Please refer to the 'Pre-Construction Information', 'Construction Phase Plan' and other relevant documents. All dimensions in millimeters. This drawing is subject to statutory approval (planning, building control etc)

EXTERNAL FINISHES

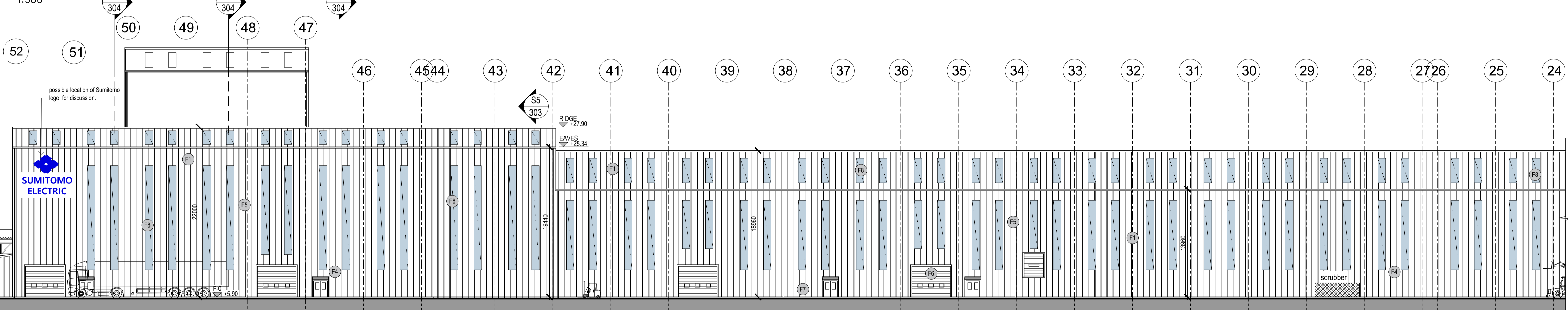
- (F1) Kingspan RW1000 40mm trapezoidal roof and wall panels. Powder coated aluminium gutters, ridge capping, corner trims etc. Colour TBC.
- (F2) Cement finish inverted roof to external rooftop plant areas.
- (F3) Parapet coping. Folded aluminium powder coated. Colour TBC.
- (F4) External canopy. Edges, flashing etc. folded aluminium, powder coated.
- (F5) PVC downpipes. Colour TBC.
- (F6) Roller shutter door. Powder coated steel with vision panels. colour TBC.
- (F7) Steel personnel doors, powder coated. Vision panel. Colour TBC.
- (F8) Perspex in-line opaque roof/ wall light



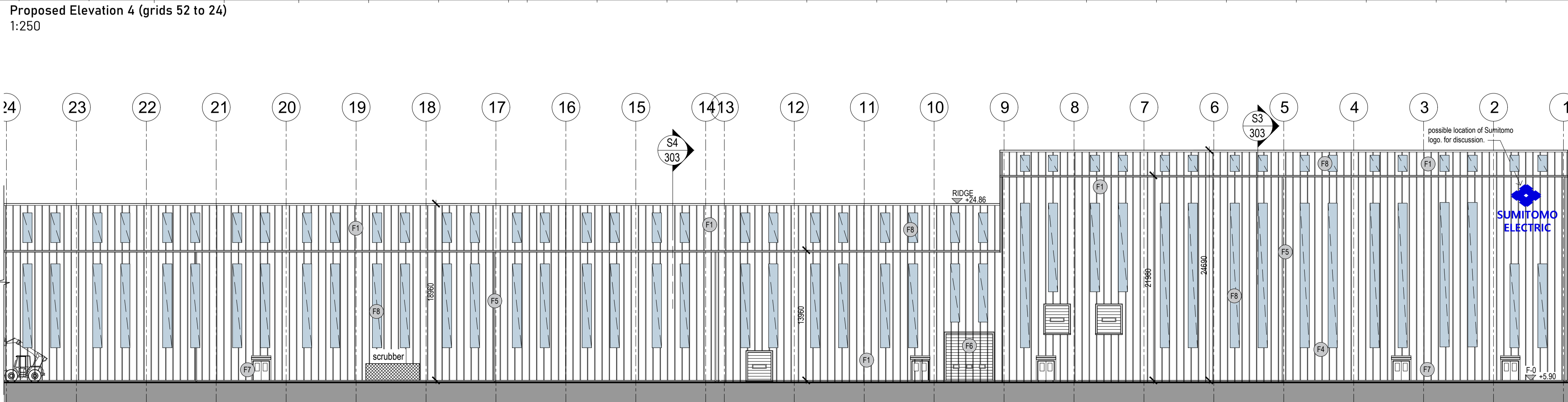
Project Design Team Members			
Client	Code SUM/ CL		SEI, Kaji-cho Hitachi City Japan
Project Management Contractors	Code EUR/ PMC		EUROPLAN GROUP
Civil Engineers	EUR/ CS		Parkview House, Beechill Office Campus, Clonskeagh, Dublin 4, Eire. Tel: +353 1 2606578 staprojectteam@europlanservices.com
Structural Engineers	EUR/ SE		
Mechanical Engineers	EUR/ MP		
Electrical Engineers	EUR/ EL		
Architects	Code EDA/ AR		EDA Architects Ltd. Orang Enterprise Centre, 41 Gorman Rd Est., Orang BT8 5LL eda@eda-architects.com



Proposed Elevation 4 Overall
1:500

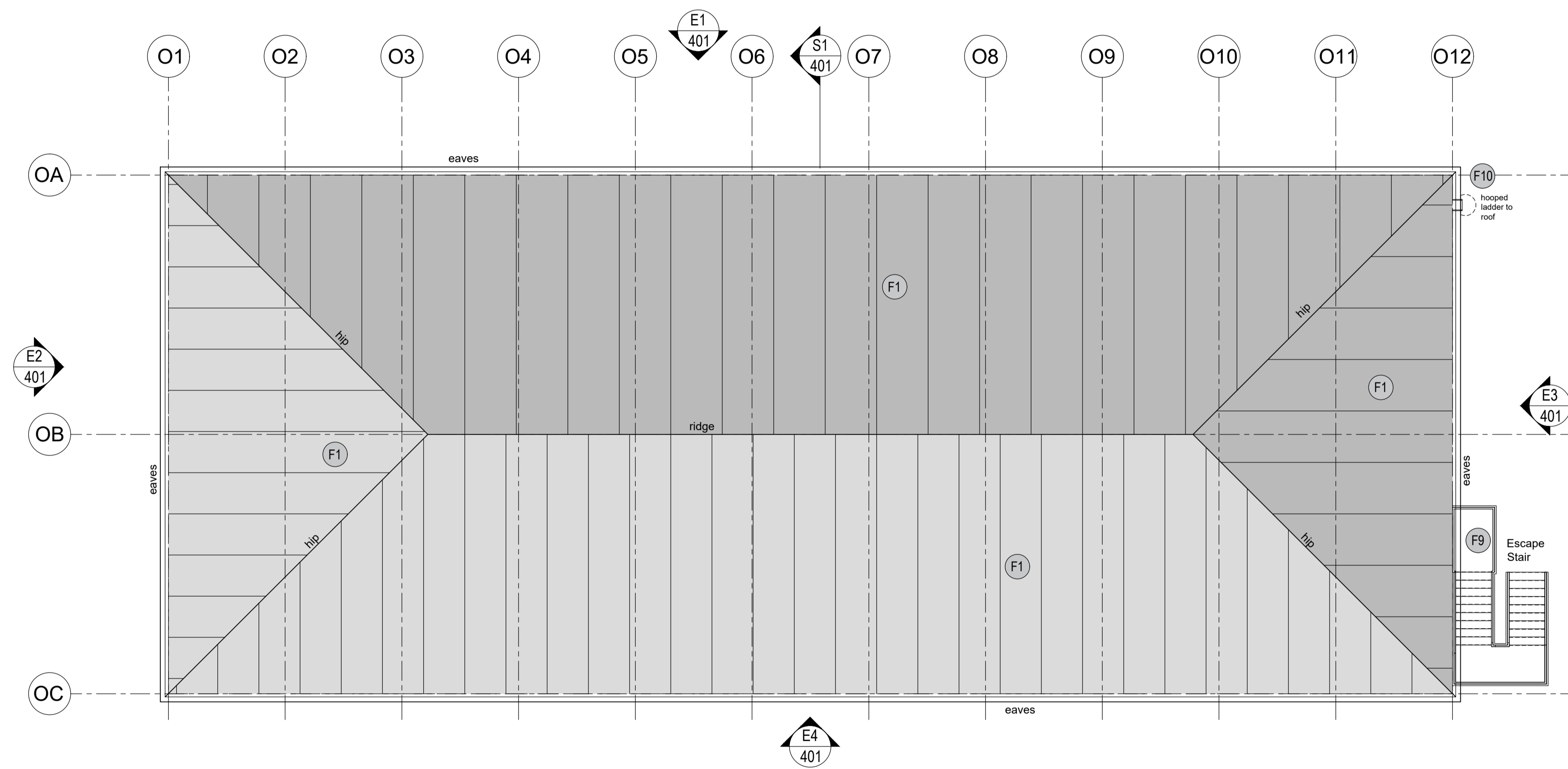


Proposed Elevation 4 (grids 52 to 24)
1:250

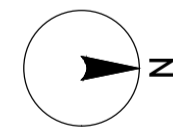


Proposed Elevation 4 (grids 24 to 1)
1:250

		SEUK CL			
SUMITOMO ELECTRIC		NIGG, TAIN IV19 1QU			
Discipline:		ARCHITECT			
Sheet Title:		ELEVATION 4 MAIN FACTORY/ CCV BUILDING			
Sheet Number	PROJECT	ORIGINATOR	VOLUME	LEVEL	
	S263	EDA	MF	ZZ	
TYPE	ROLE	NO.	SUIT.	REV.	
DR	AR	403	S4	P07	
Scale:	1:250 (A1)				
Date:	29.05.23				
By: ED	Chk: ED	 Project Management Contractors Parkview House, Beechill Office Campus, Clonskeagh, Dublin 4, Eire. Tel: +353 1 2606578 staprojectteam@europlanservices.com			

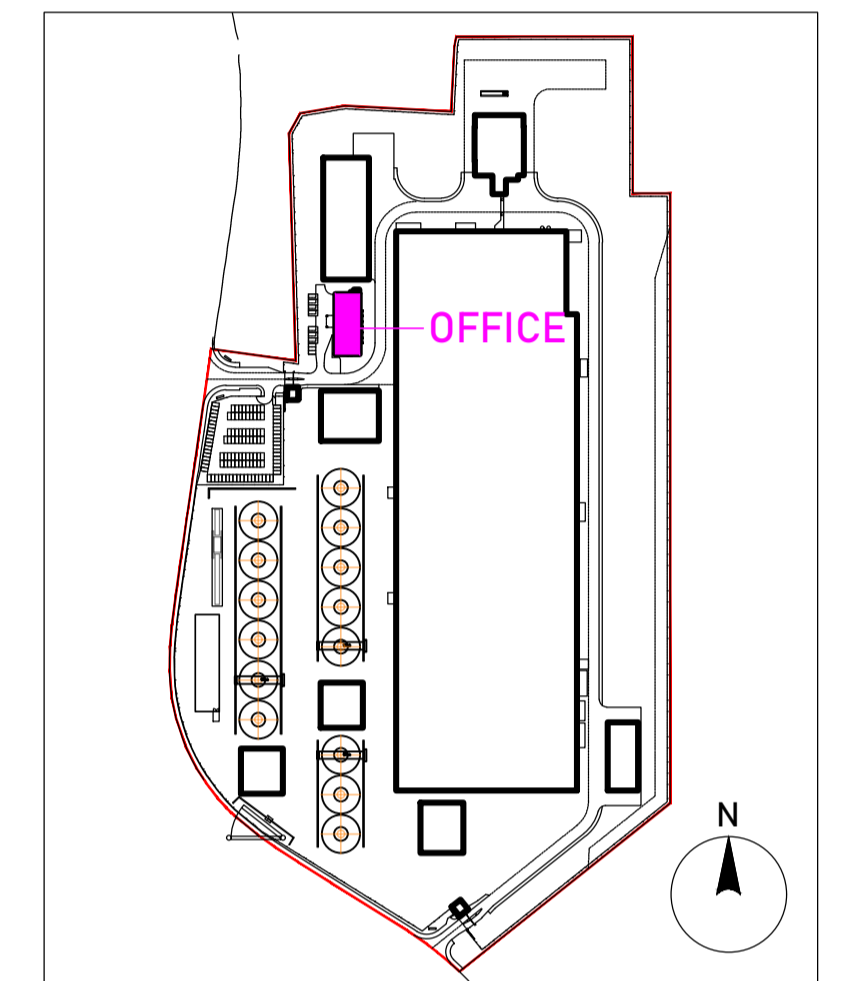


Proposed Roof Plan
1:100



Project Design Team Members

Client	Code SUM/ CL	SUMITOMO ELECTRIC <small>SEI, Kuji-cho Hitachi City Japan</small>
Project Management Contractors	Code EUR/ PMC	EUROPLAN GROUP
Civil Engineers	EUR/ CS	
Structural Engineers	EUR/ SE	<small>Parkview House, Beechill Office Campus, Clonskeagh, Dublin 4, Eire. Tel: +353 1 2606578 staprojectteam@europlanservices.com</small>
Mechanical Engineers	EUR/ MP	
Electrical Engineers	EUR/ EL	
Architects	Code EDA/ AR	eda <small>EDA Architects Ltd Oragh Enterprise Centre, 41 Capheat Rd SE Oragh BT18 5LL Oragh BT18 5LL eda@eda-architects.com</small>



Key Plan



Rev	Date	Description
P01	20.07.23	minor amendments following SEI comments issued for RIBA3 stage approval.

SEUK CL
SUMITOMO ELECTRIC **NIGG, TAIN IV19 1QU**

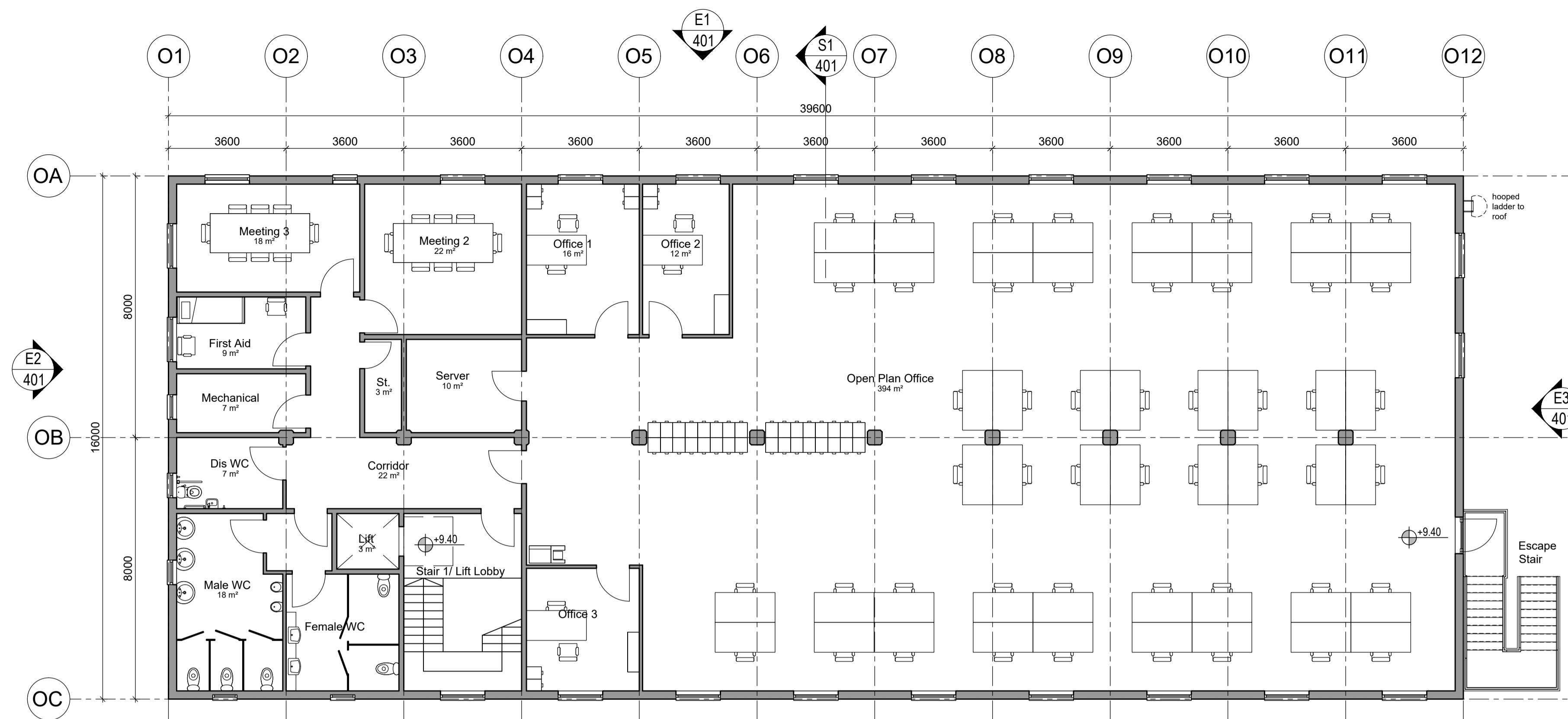
Discipline: ARCHITECT

Sheet Title:
ROOF PLAN
OFFICE/ WELFARE BUILDING

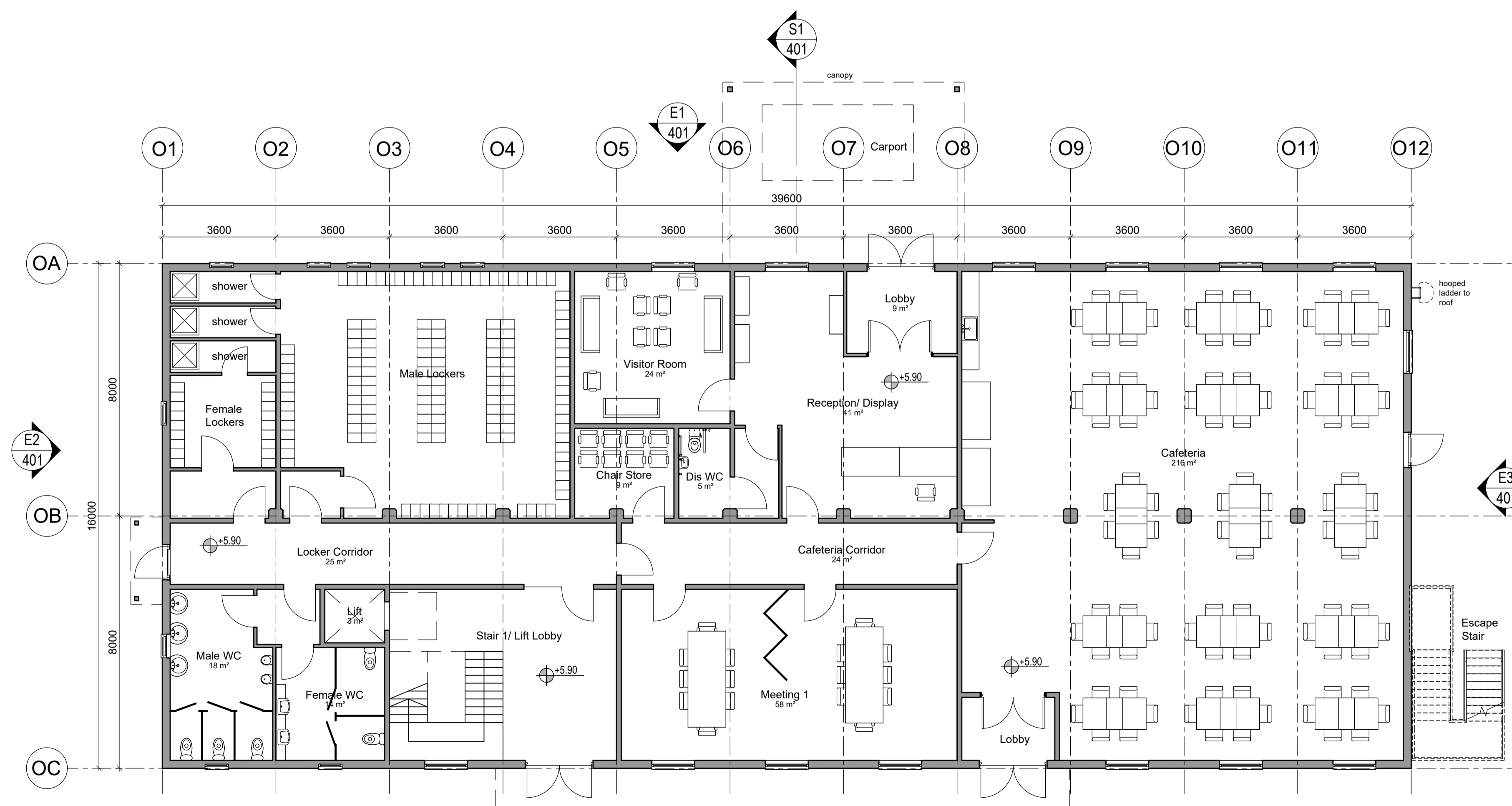
Sheet Number	PROJECT	ORIGINATOR	VOLUME	LEVEL
	S263	EDA	OFF	ZZ
TYPE	ROLE	NO.	SUIT.	REV.
DR	AR	202	S4	P01

Scale: 1:100 (A1)
Date: 05.06.23
By: ED Chk: ED

EUROPLAN GROUP
Project Management Contractors
Parkview House, Beechill Office Campus,
Clonskeagh, Dublin 4, Eire.
Tel: +353 1 2606578
staprojectteam@europlanservices.com



Proposed First Floor Plan
1:100

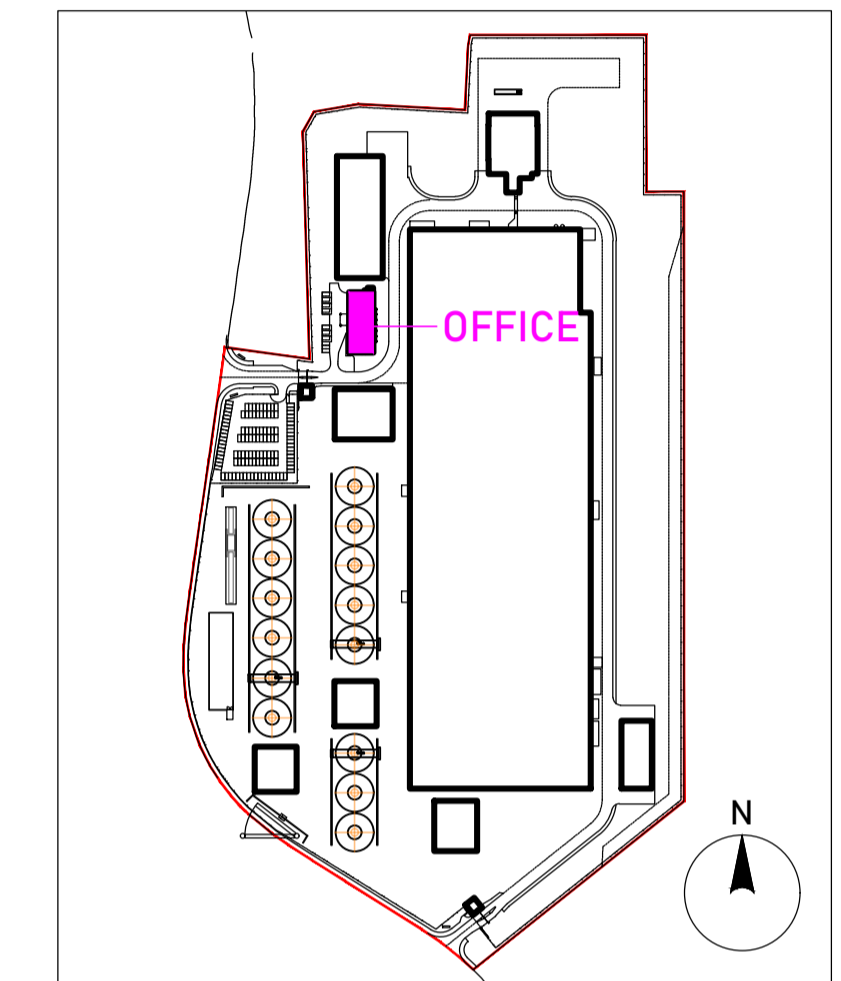


Proposed Ground Floor Plan
1:100

Project Design Team Members

Client	Code SUM/ CL	SUMITOMO ELECTRIC SEI, Kaji-cho Hitachi City Japan
Project Management Contractors	Code EUR/ PMC	EUROPLAN GROUP
Civil Engineers	EUR/ CS	EUROPLAN GROUP
Structural Engineers	EUR/ SE	Parkview House, Beechill Office Campus, Clonskeagh, Dublin 4, Eire. Tel: +353 1 2606578 staprojectteam@europlanservices.com
Mechanical Engineers	EUR/ MP	
Electrical Engineers	EUR/ EL	
Architects	Code EDA/ AR	eda ARCHITECTS EDA Architects Ltd Oragh Enterprise Centre, 41 Capheat Way SE, Oragh BT19 5LJ, UK eda@eda-architects.com

© Copyright EDA Architects Ltd. The Construction (Design and Management) Regulations 2015 apply to this project. Please refer to the 'Pre-Construction Information', 'Construction Phase Plan' and other relevant documents. All dimensions in millimeters. This drawing is subject to statutory approval (planning, building control etc)



Key Plan



Rev	Date	Description
P06	22.09.23	FFL revised.
P05	20.07.23	minor amendments following SEI comments. issued for RIBA3 stage approval.
P04	20.07.23	minor amendments following SEI comments. issued for RIBA3 stage approval.
P03	05.07.23	revised stair, lift, locker, wc arrangement following SEI comments
P02	16.06.23	amendments following SEI comments
P01	14.06.23	amendments following SEI comments

SUMITOMO ELECTRIC **SEUK CL**
NIGG, TAIN IV19 1QU

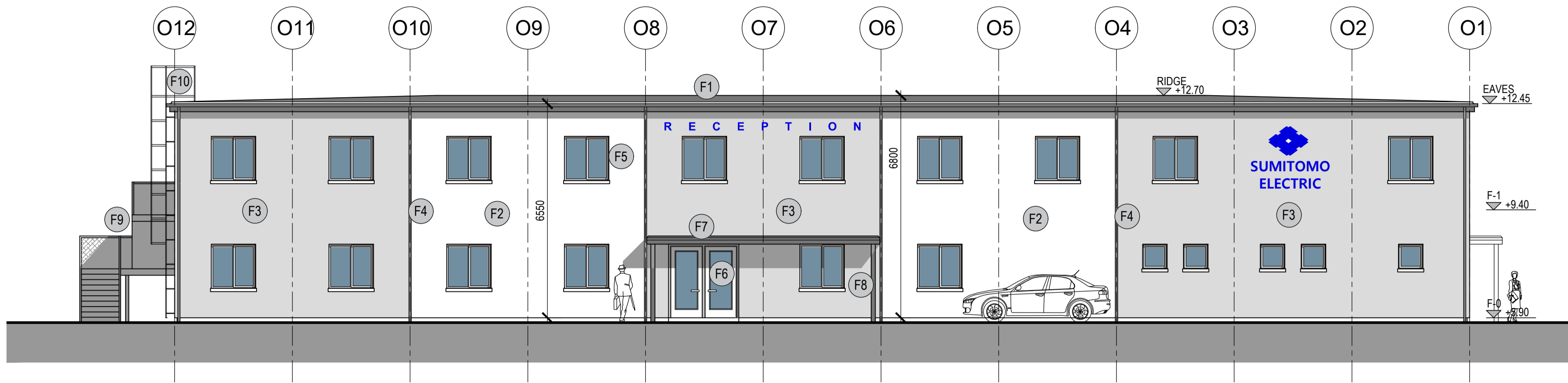
Discipline: ARCHITECT

Sheet Title:
GROUND & FIRST FLOOR PLANS.
OFFICE/ WELFARE BUILDING

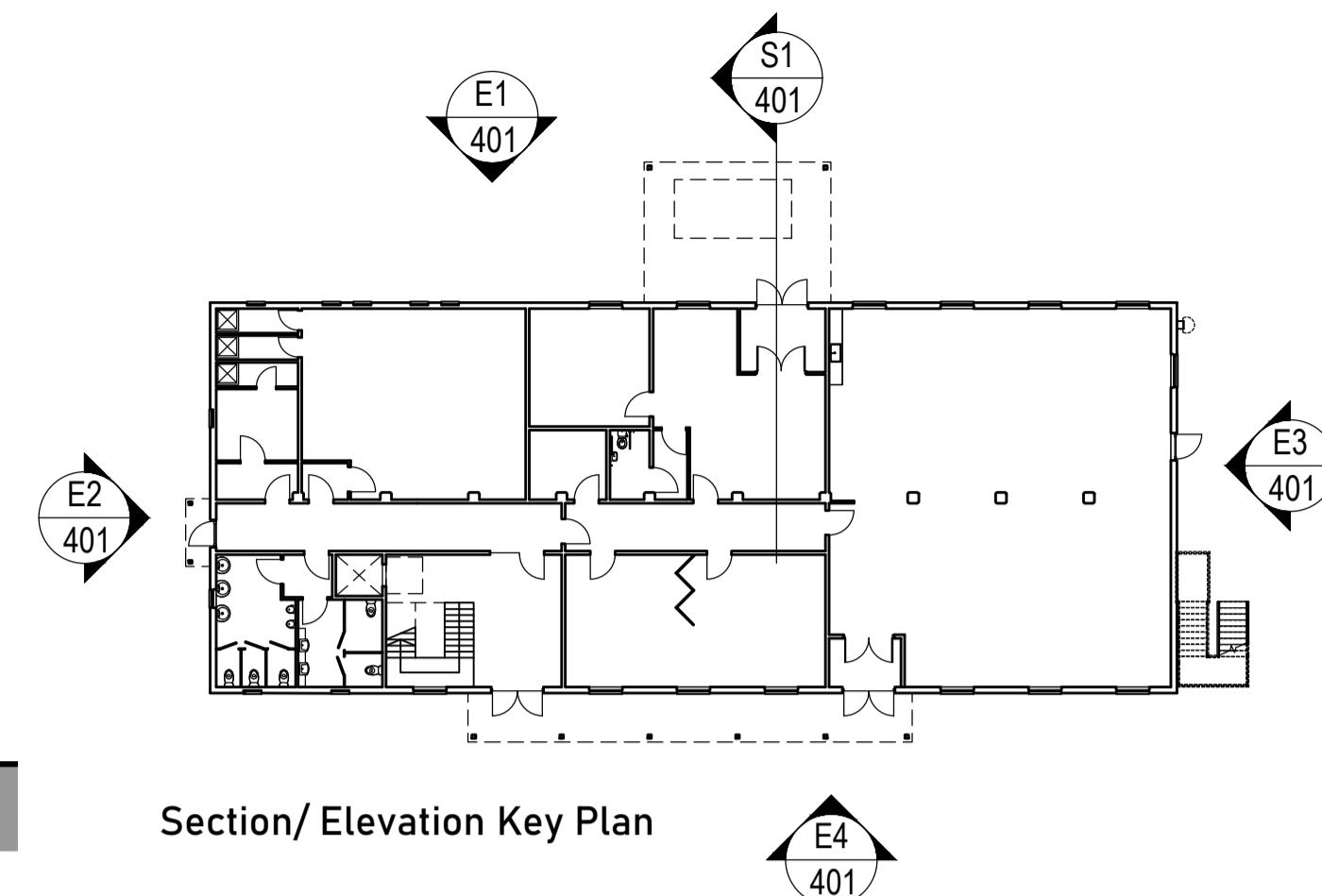
Sheet Number	PROJECT	ORIGINATOR	VOLUME	LEVEL
	S263	EDA	OFF	ZZ
TYPE	ROLE	NO.	SUIT.	REV.
DR	AR	201	S4	P06

Scale: 1:100 (A1)
Date: 05.06.23
By: ED Chk: ED

EUROPLAN GROUP
Project Management Contractors
Parkview House, Beechill Office Campus,
Clonskeagh, Dublin 4, Eire.
Tel: +353 1 2606578
staprojectteam@europlanservices.com



Proposed Elevation 1 (to west)
1:100

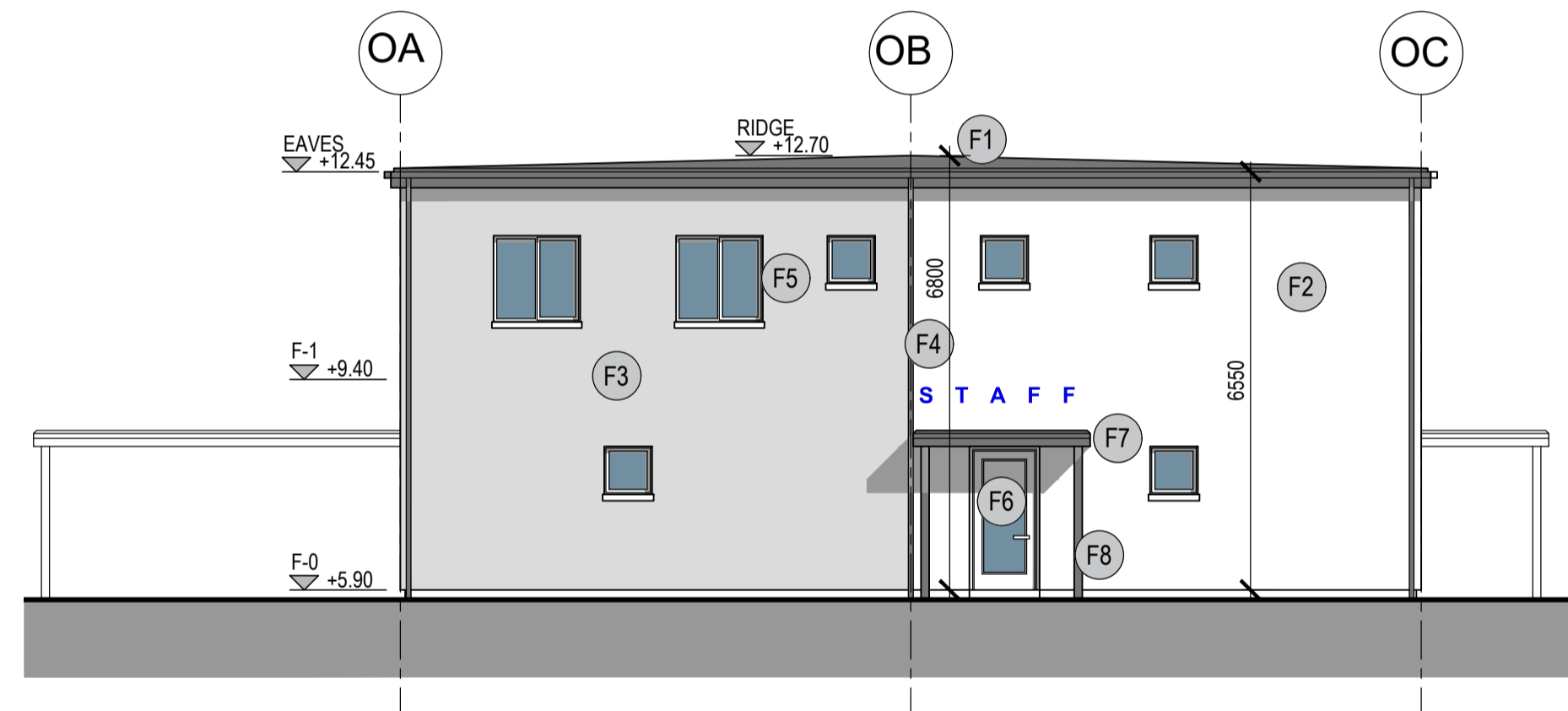


Section/ Elevation Key Plan

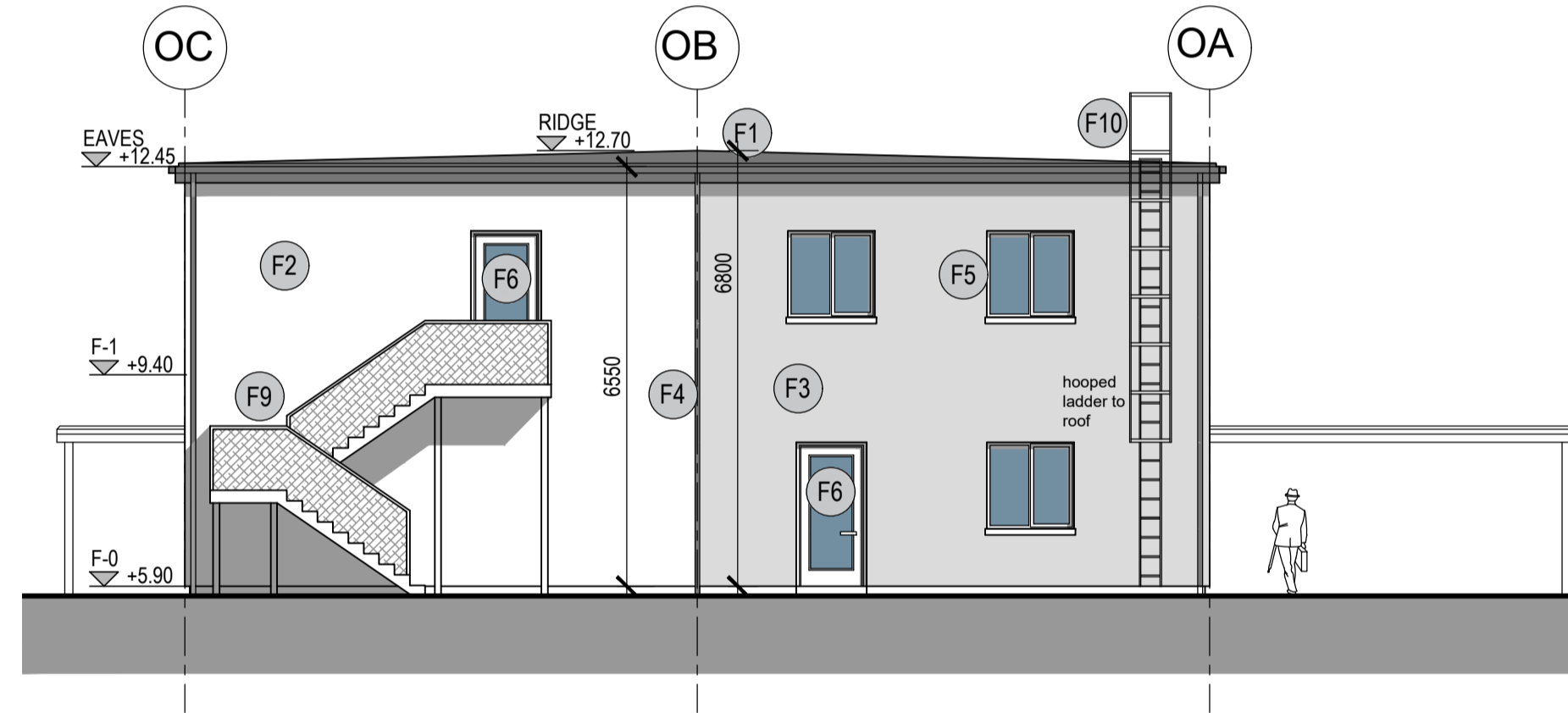
Project Design Team Members	
Client	Code: SEI, Kuji-cho Hitachi City Japan SUM/ CL SUMITOMO ELECTRIC
Project Management Contractors	Code: EUR/ PMC EUROPLAN GROUP
Civil Engineers	EUR/ CS
Structural Engineers	EUR/ SE
Mechanical Engineers	EUR/ MP
Electrical Engineers	EUR/ EL
Architects	Code: EDA/ AR eda ARCHITECTS

Rev	Date	Description
P06	22.09.23	FFL revised.
P05	03.08.23	minor amendments following SEI comments issued for RIBA3 stage approval.
P04	20.07.23	minor amendments following SEI comments issued for RIBA3 stage approval.
P03	19.07.23	dimensions, levels added
P02	16.06.23	amendments following SEI comments
P01	14.06.23	amendments following SEI comments

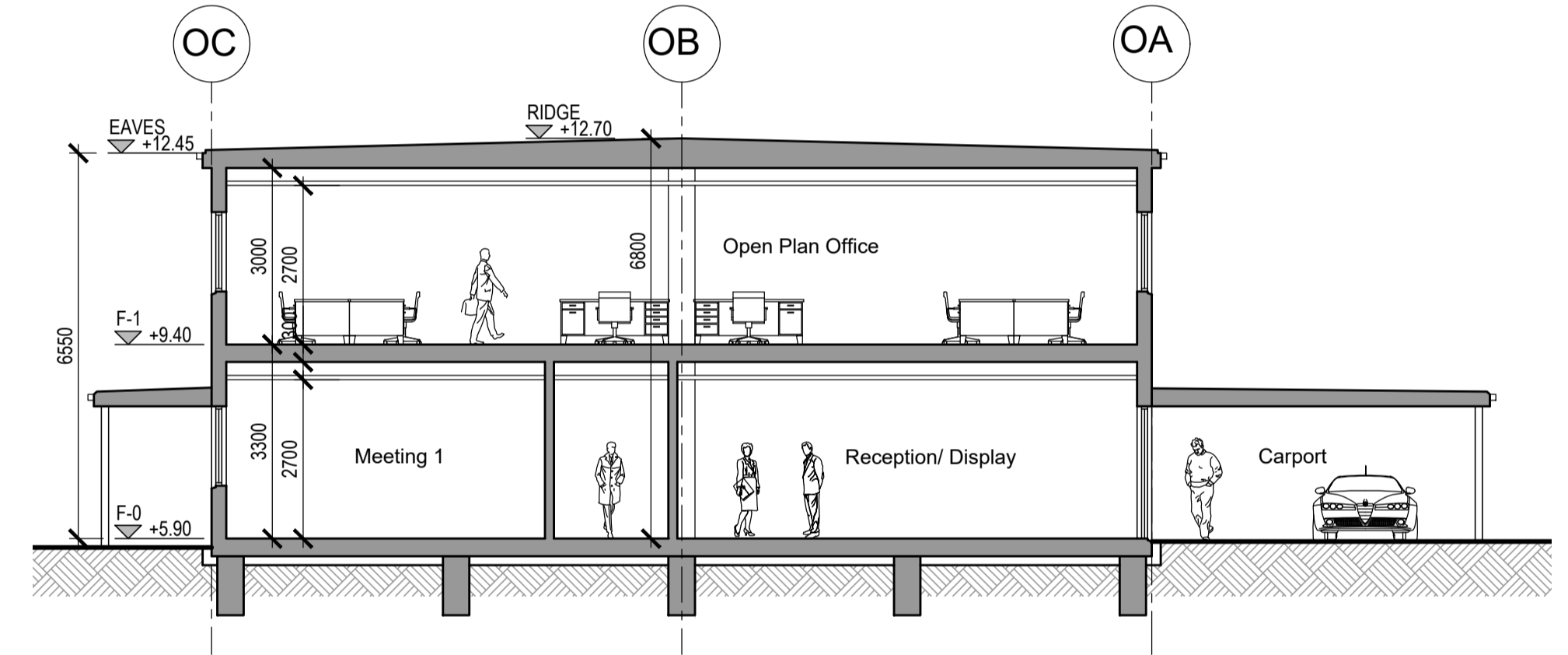
© Copyright EDA Architects Ltd. The Construction (Design and Management) Regulations 2015 apply to this project. Please refer to the 'Pre-Construction Information', 'Construction Phase Plan' and other relevant documents. All dimensions in millimeters. This drawing is subject to statutory approval (planning, building control etc)



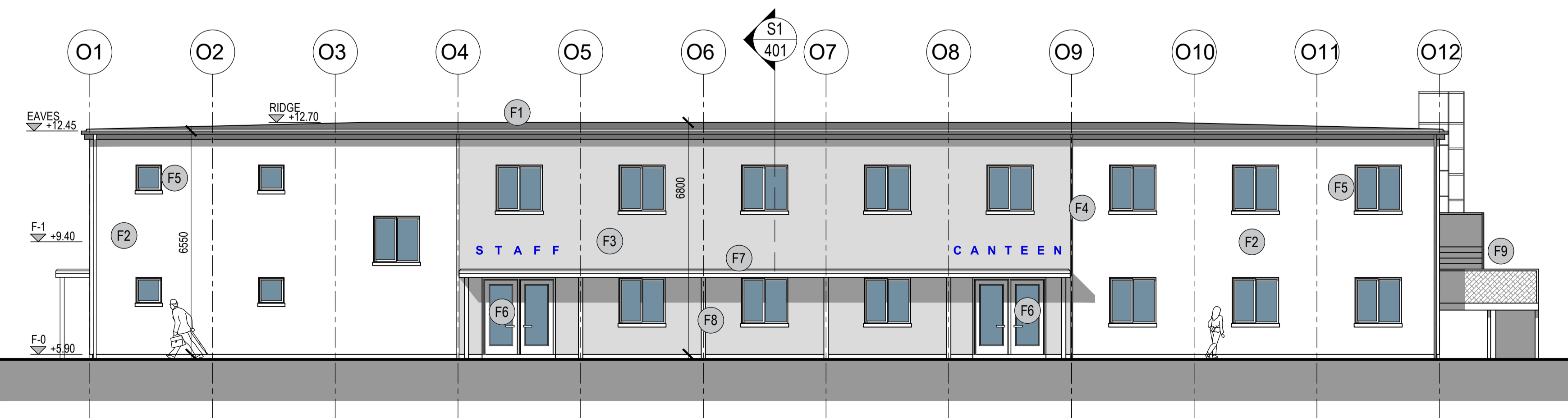
Proposed Elevation 2 (to south)
1:100



Proposed Elevation 3 (to warehouse)
1:100



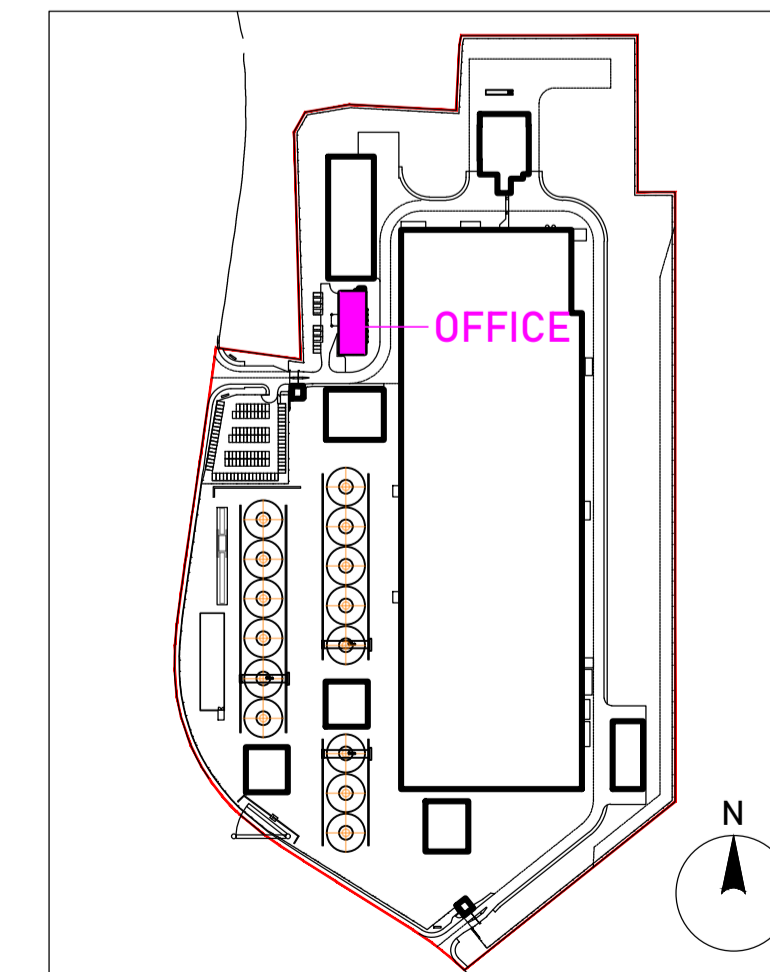
Proposed Section 1
1:100



Proposed Elevation 4 (to main factory)
1:100

EXTERNAL FINISHES

- (F1) Kingspan RW1000 40mm trapezoidal roof panels. Powder coated aluminium gutters, ridge capping, corner trims etc. Colour TBC.
- (F2) Vertical plastisol panel. Colour TBC.
- (F3) Vertical plastisol panel. Colour TBC.
- (F4) PVC downpipes. Dark grey.
- (F5) PVC windows. Dark grey.
- (F6) External doors dark grey aluminium.
- (F7) External canopy. Kingspan RW1000 roof covering. dark grey aluminium trims, fascia, soffit.
- (F8) External steel columns. Dark grey.
- (F9) External stairs: Steel deck, expanded metal. Galvanised. Expanded steel mesh guarding.
- (F10) Galvanised steel ladder.



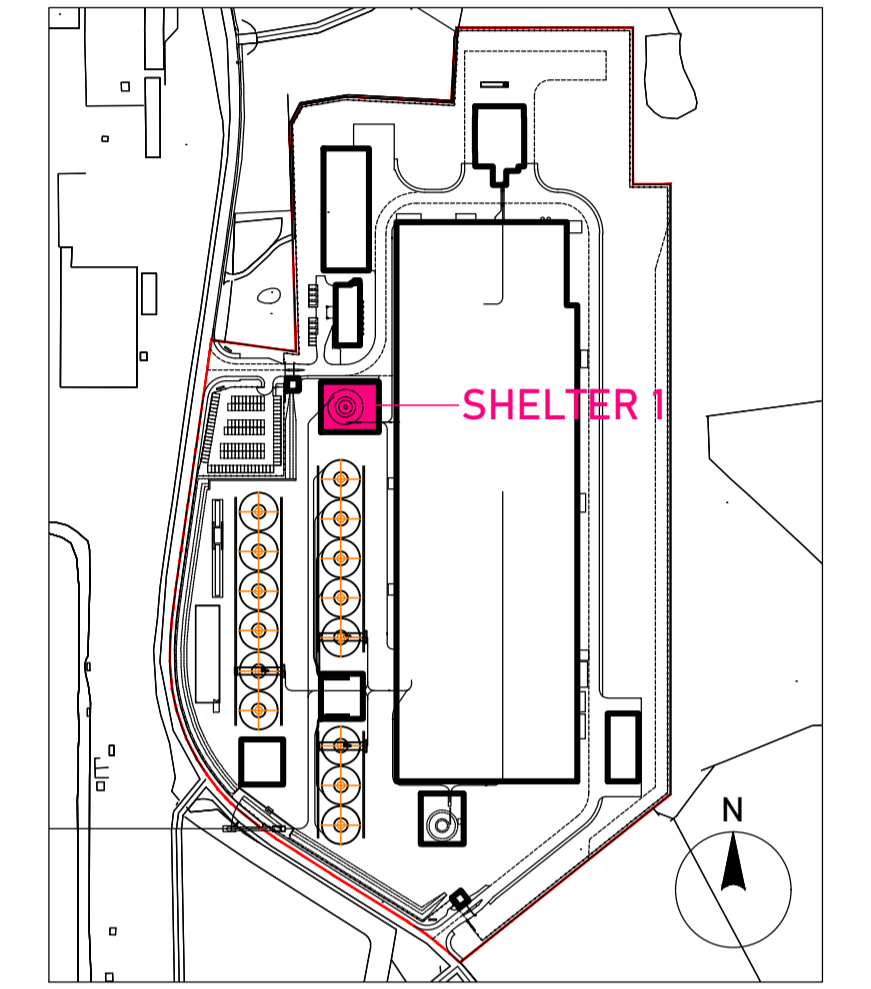
Key Plan

SUMITOMO ELECTRIC		SEUK CL NIGG, TAIN IV19 1QU	
Discipline: ARCHITECT			
Sheet Title: ELEVATIONS. CROSS SECTION. OFFICE/ WELFARE BUILDING			
Sheet Number	PROJECT S263	ORIGINATOR EDA	VOLUME OFF
TYPE	ROLE NO.	SUIT.	REV.
DR	AR 401	S4	P06
Scale:	1:100 (A1)		
Date:	05.06.23		
By: ED	Chk: ED		
EUROPLAN GROUP Project Management Contractors Parkview House, Beechill Office Campus, Clonskeagh, Dublin 4, Eire. Tel: +353 1 2606578 staprojectteam@europlanservices.com			

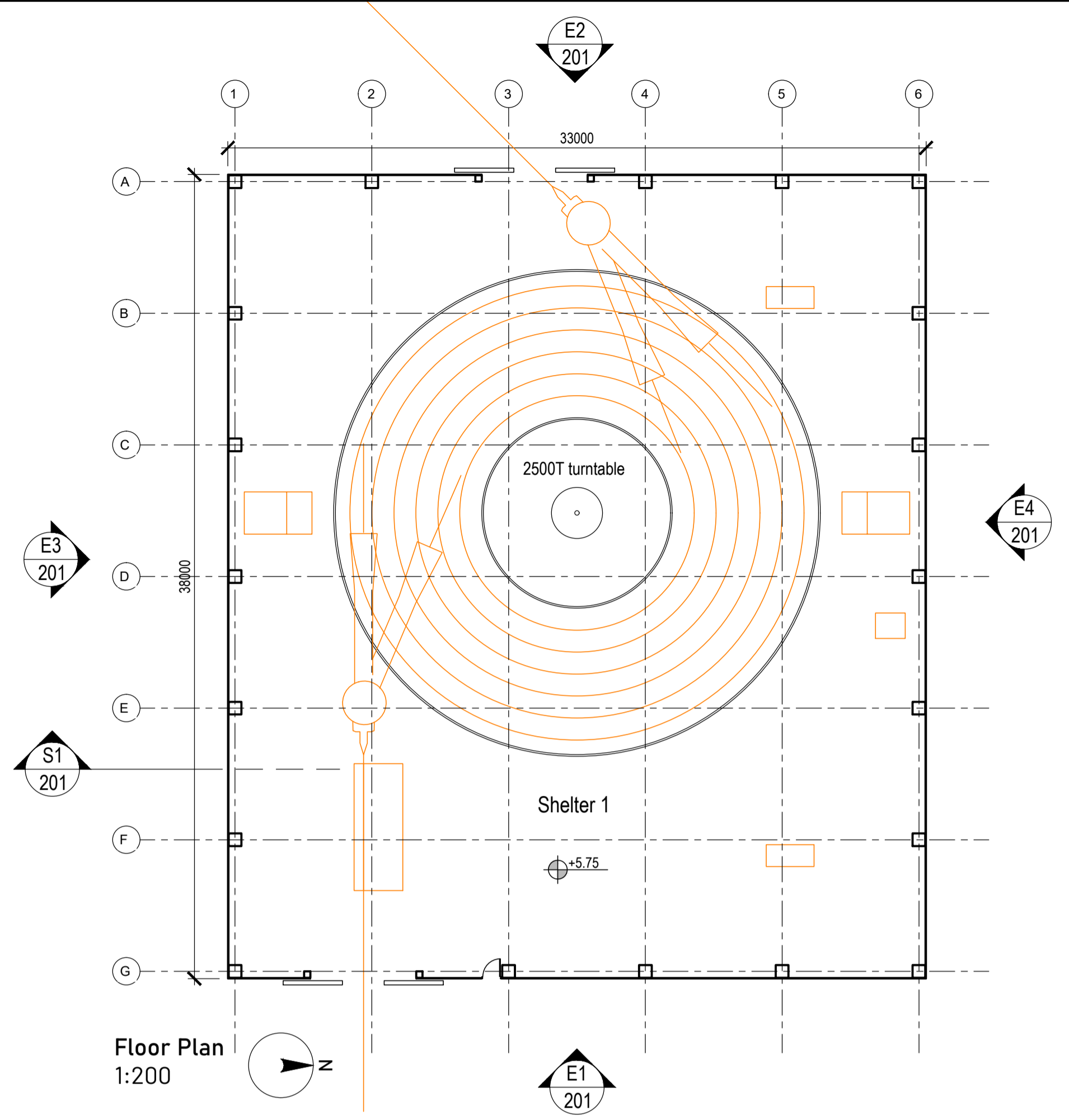
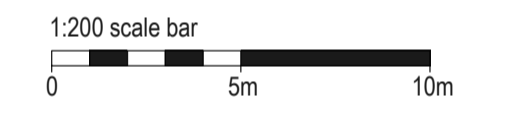
Project Design Team Members

Client	Code SUM/ CL	SUMITOMO ELECTRIC	SEI, Kujicho Hitachi City Japan
Project Management Contractors	Code EUR/ PMC	EUROPLAN GROUP	
Civil Engineers	EUR/ CS		
Structural Engineers	EUR/ SE		Parkview House, Beechill Office Campus, Clonskeagh, Dublin 4, Ire. Tel: +353 1 2606578 staprojectteam@europlanservices.com
Mechanical Engineers	EUR/ MP		
Electrical Engineers	EUR/ EL		
Architects	Code EDA/ AR	eda	EDA Architects Ltd Orang Enterprise Centre, 41 Gorman Ind. Est., Orang BT78 5LU eda@eda-architects.com

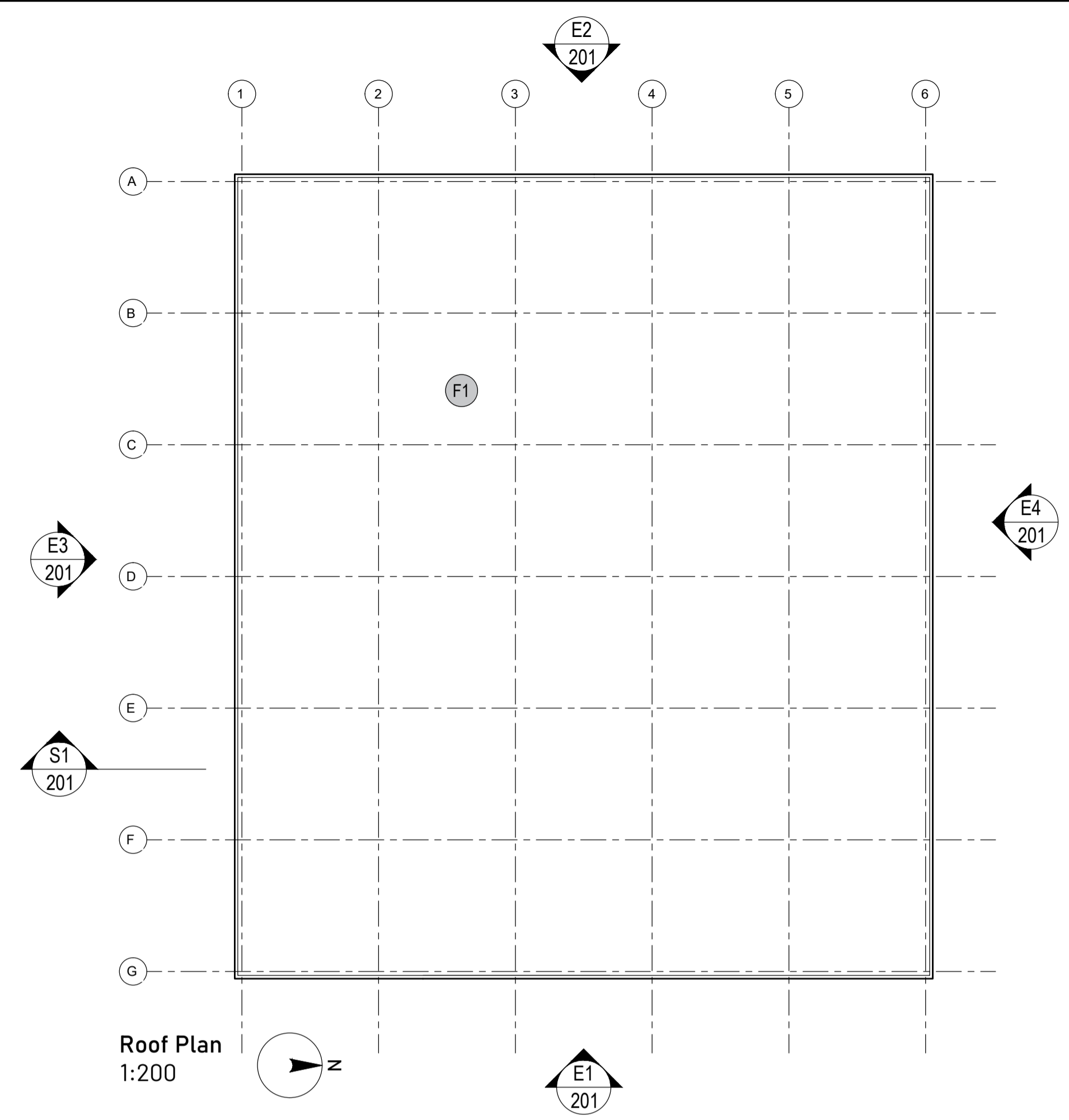
© Copyright EDA Architects Ltd. The Construction (Design and Management) Regulations 2015 apply to this project. Please refer to the 'Pre-Construction Information', 'Construction Phase Plan' and other relevant documents. All dimensions in millimeters. This drawing is subject to statutory approval (planning, building control etc)



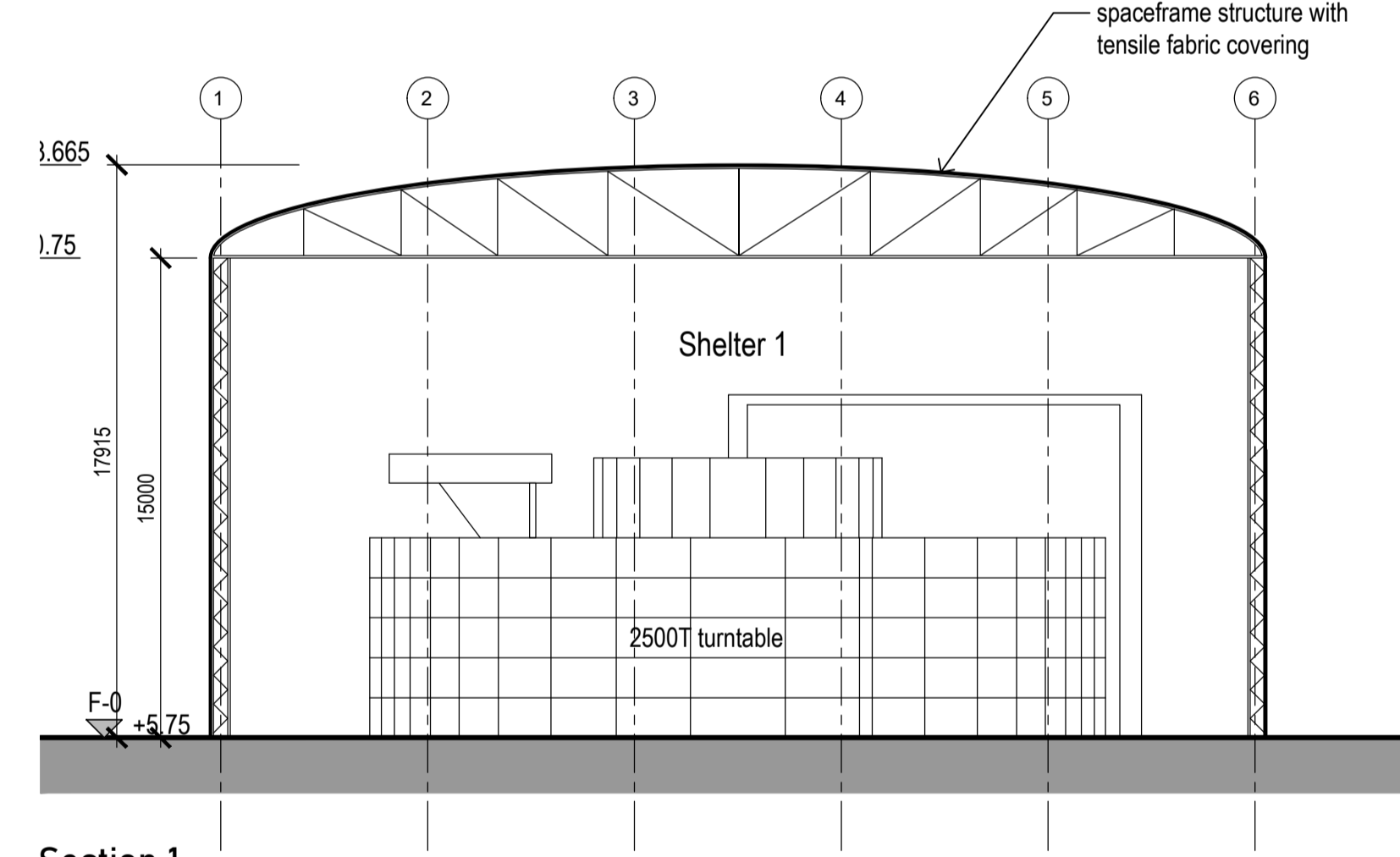
Key Plan



Floor Plan
1:200

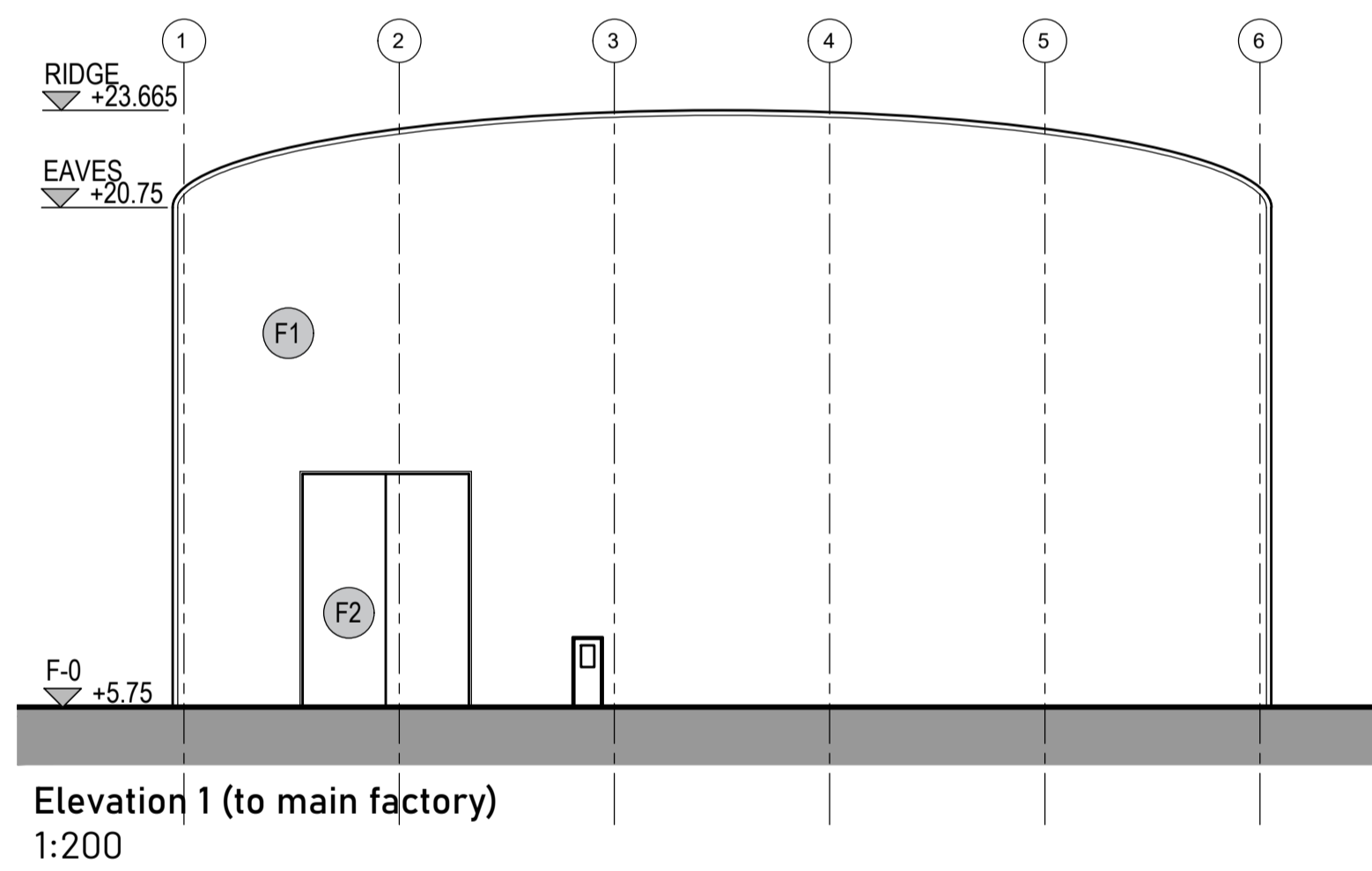


Roof Plan
1:200

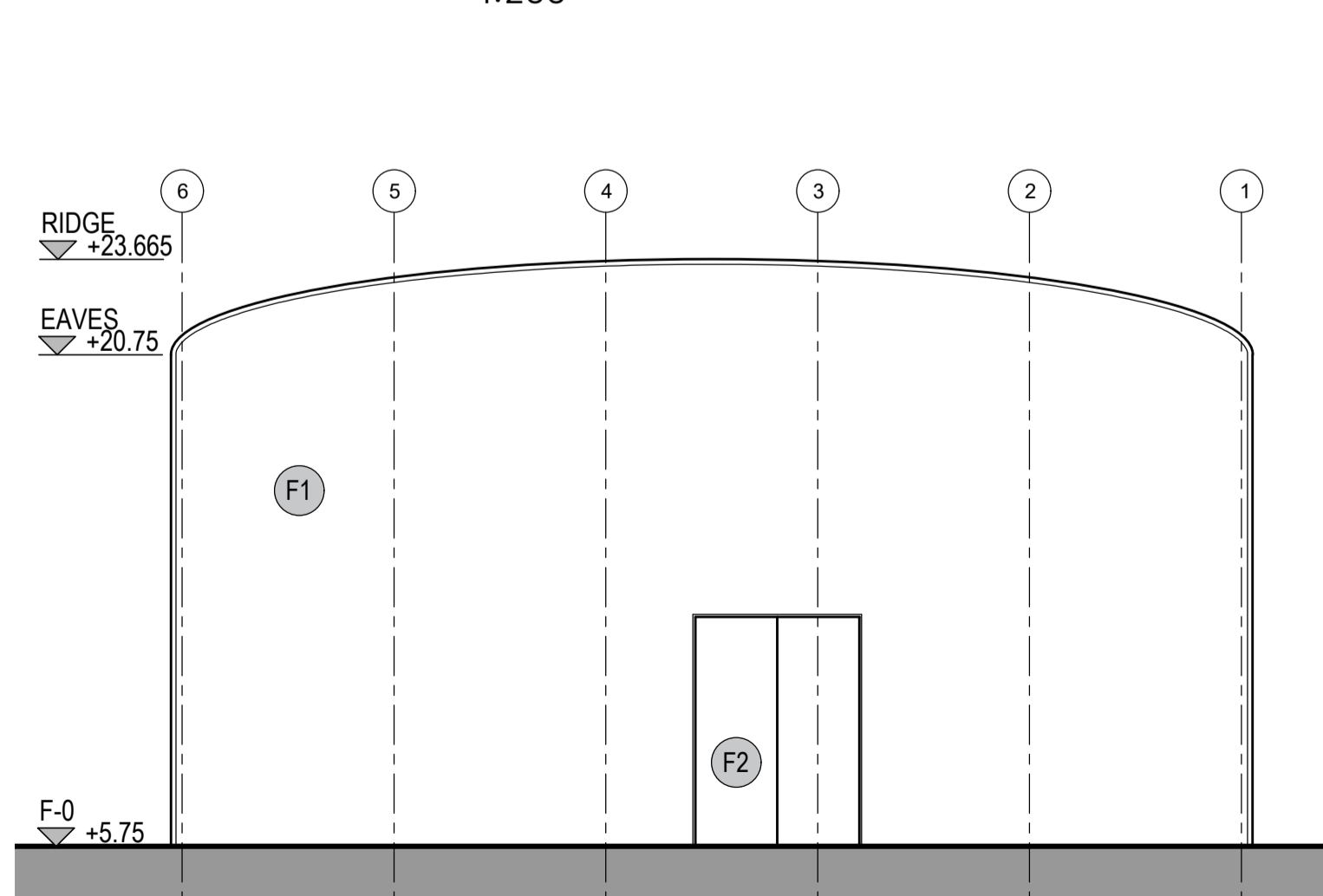


Section 1
1:200

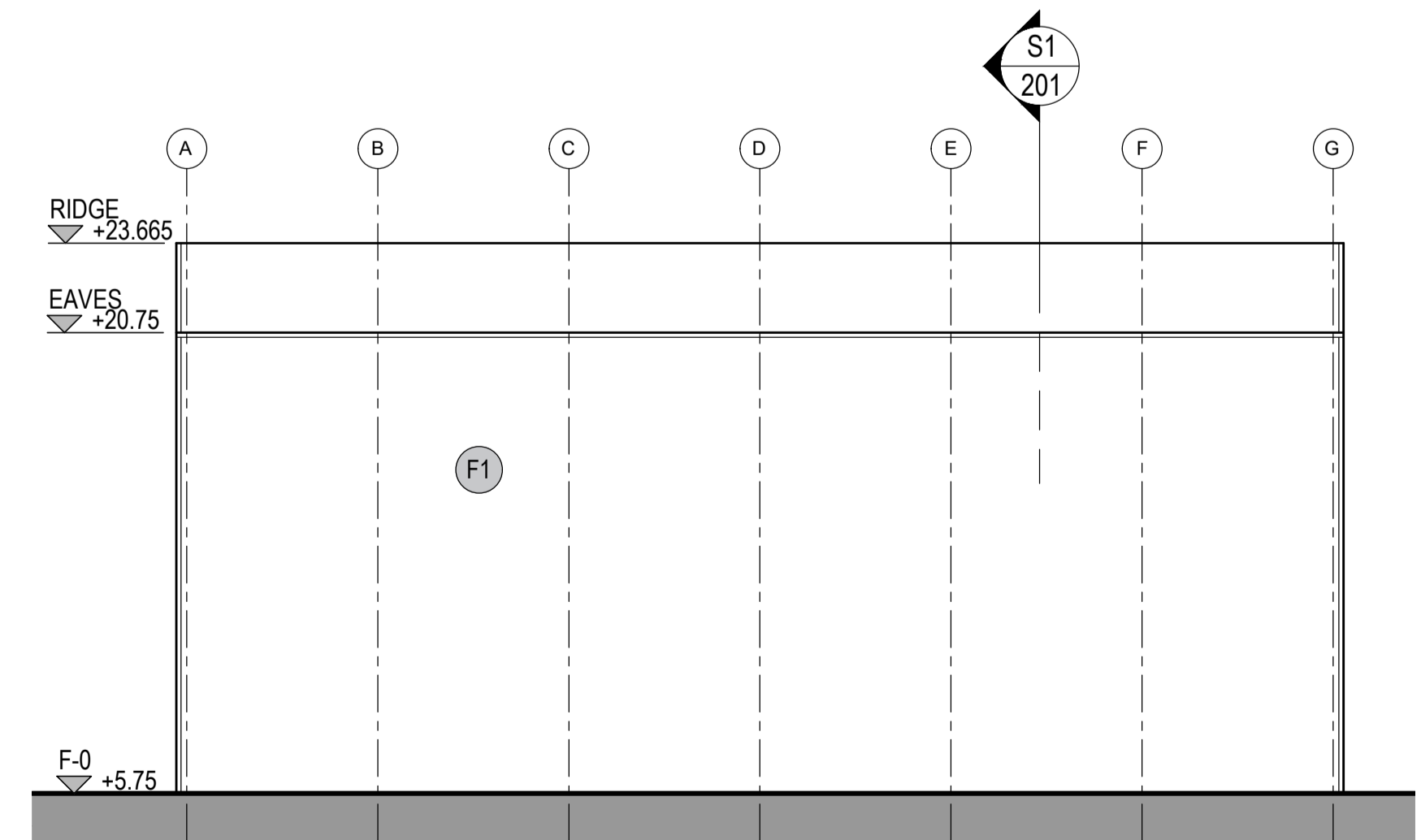
- EXTERNAL FINISHES**
- F1 Tensile fabric covering. Colour TBC.
 - F2 Steel spaceframe door with tensile fabric covering.



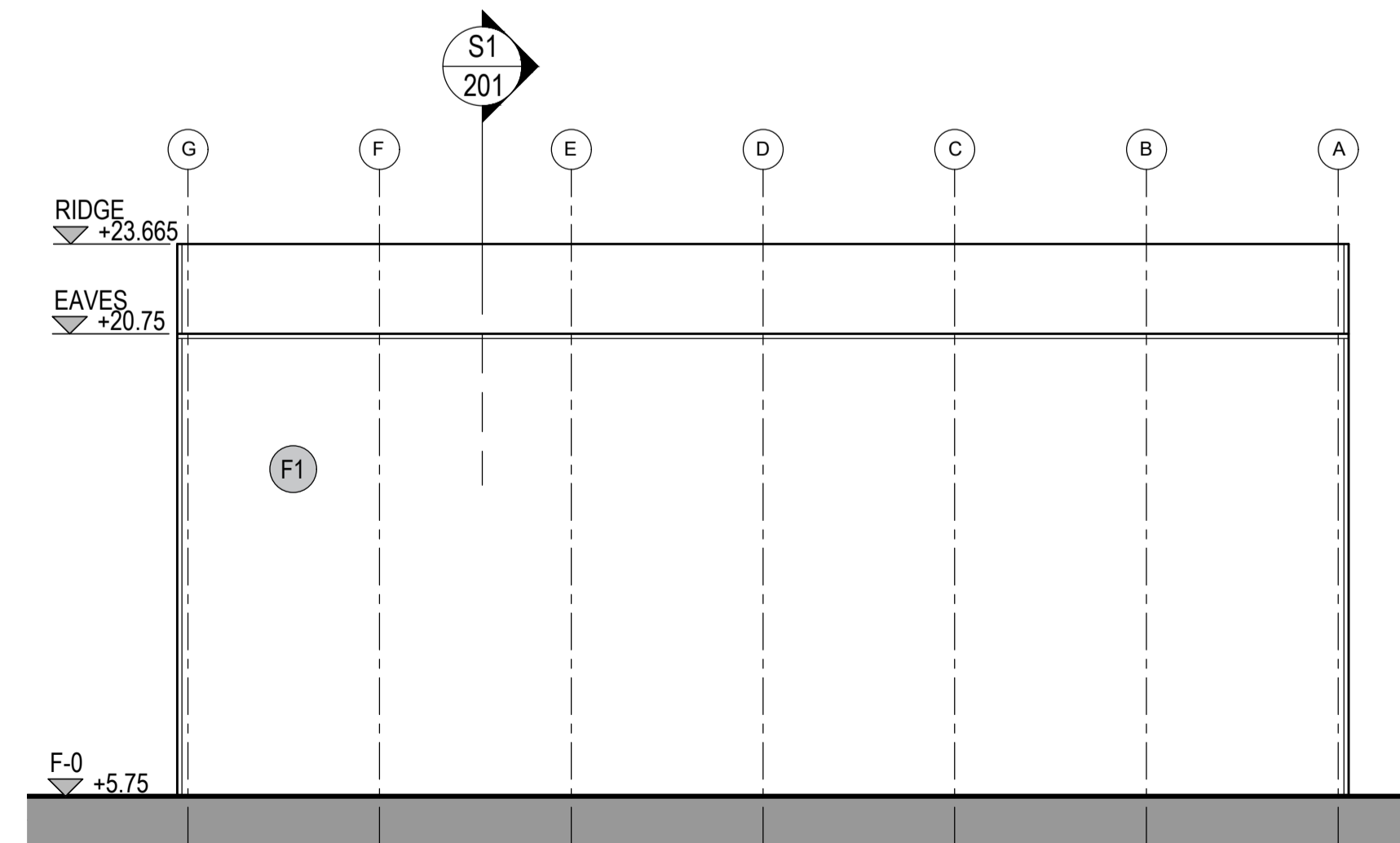
Elevation 1 (to main factory)
1:200



Elevation 2 (to security hut)
1:200



Elevation 3 (to coiling yard)
1:200



Elevation 4 (to offices)
1:200

Rev	Date	Description
P03	24.09.23	Revised FFL
P02	13.08.23	amendments following SEI comments, issued for RIBA3 stage approval
P01	22.07.23	amendments following SEI comments, issued for RIBA3 stage approval

SUMITOMO ELECTRIC **SEUK CL**
NIGG, TAIN IV19 1QU

Discipline: ARCHITECT
Sheet Title:
FLOOR PLAN. ROOF PLAN. CROSS SECTION.
ELEVATIONS
SHELTER 1

Sheet Number	PROJECT	ORIGINATOR	VOLUME	LEVEL
	S263	EDA	SH1	ZZ
TYPE	ROLE	NO.	SUIT.	REV.
DR	AR	201	S4	P03

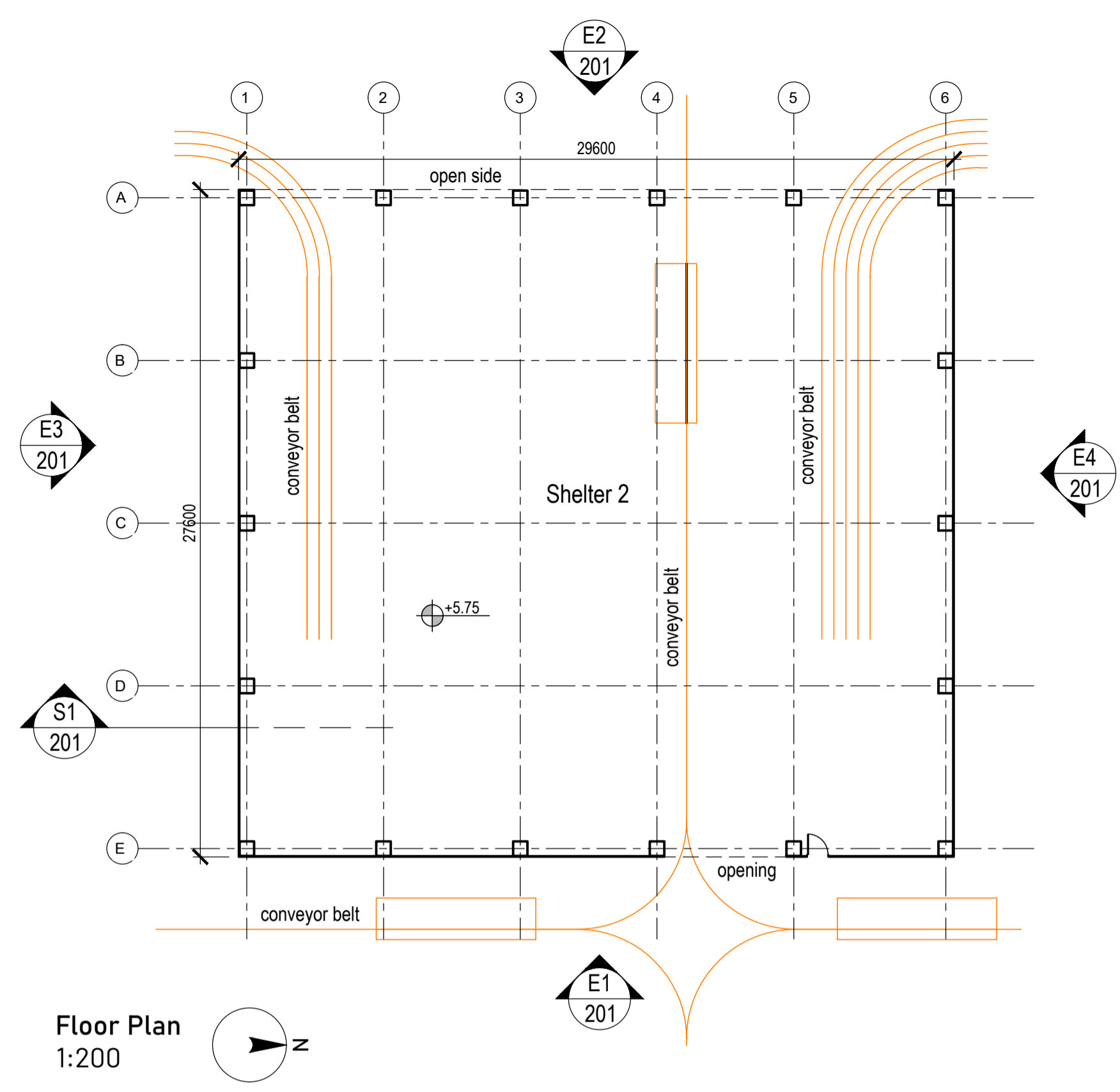
Scale: 1:200 (A1)
Date: 28.06.23
By: ED Chk: ED

EUROPLAN GROUP
Project Management Contractors
Parkview House, Beechill Office Campus,
Clonskeagh, Dublin 4, Ire.
Tel: +353 1 2606578
staprojectteam@europlanservices.com

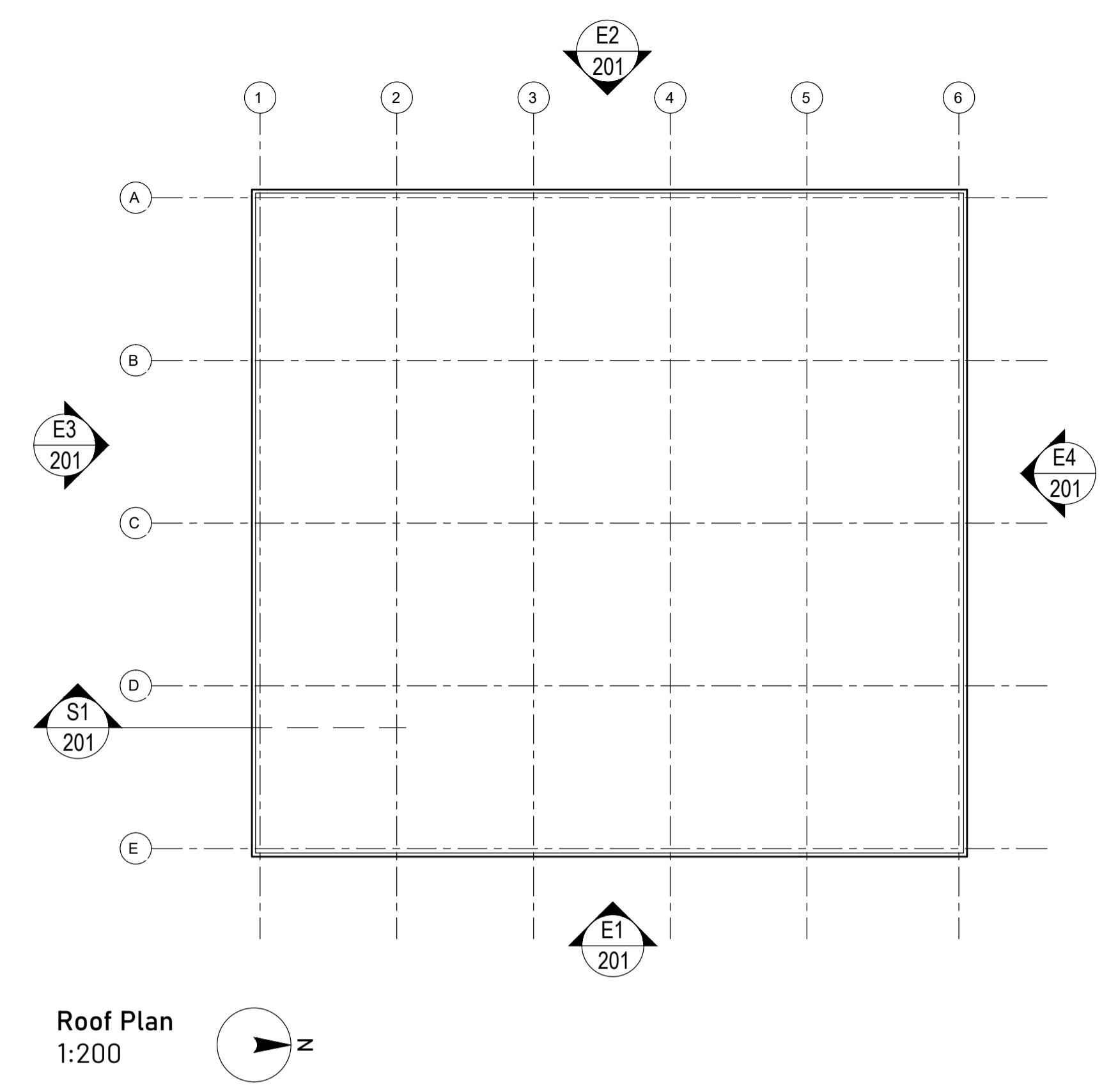
Project Design Team Members

Client	Code SUM/ CL	SUMITOMO ELECTRIC	SEI, Kujicho Hitachi City Japan
Project Management Contractors	Code EUR/ PMC	EUROPLAN GROUP	
Civil Engineers	EUR/ CS		
Structural Engineers	EUR/ SE		Parkview House, Beechill Office Campus, Clonskeagh, Dublin 4, Ire. Tel: +353 1 2606578 staprojectteam@eurolanservices.com
Mechanical Engineers	EUR/ MP		
Electrical Engineers	EUR/ EL		
Architects	Code EDA/ AR	eda	EDA Architects Ltd Oragh Enterprise Centre, 41, Cornamied Est., Oragh BT18 5LU eda@edaarchitects.com

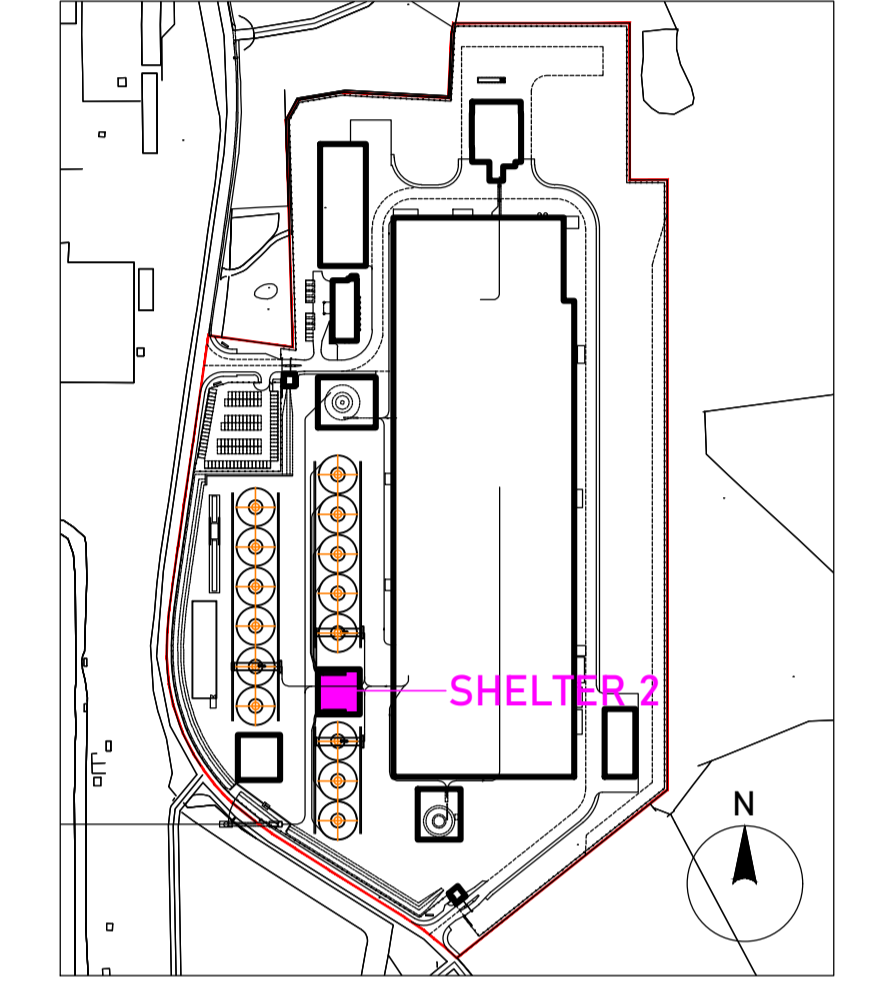
© Copyright EDA Architects Ltd. The Construction (Design and Management) Regulations 2015 apply to this project. Please refer to the 'Pre-Construction Information', 'Construction Phase Plan' and other relevant documents. All dimensions in millimeters. This drawing is subject to statutory approval (planning, building control etc)



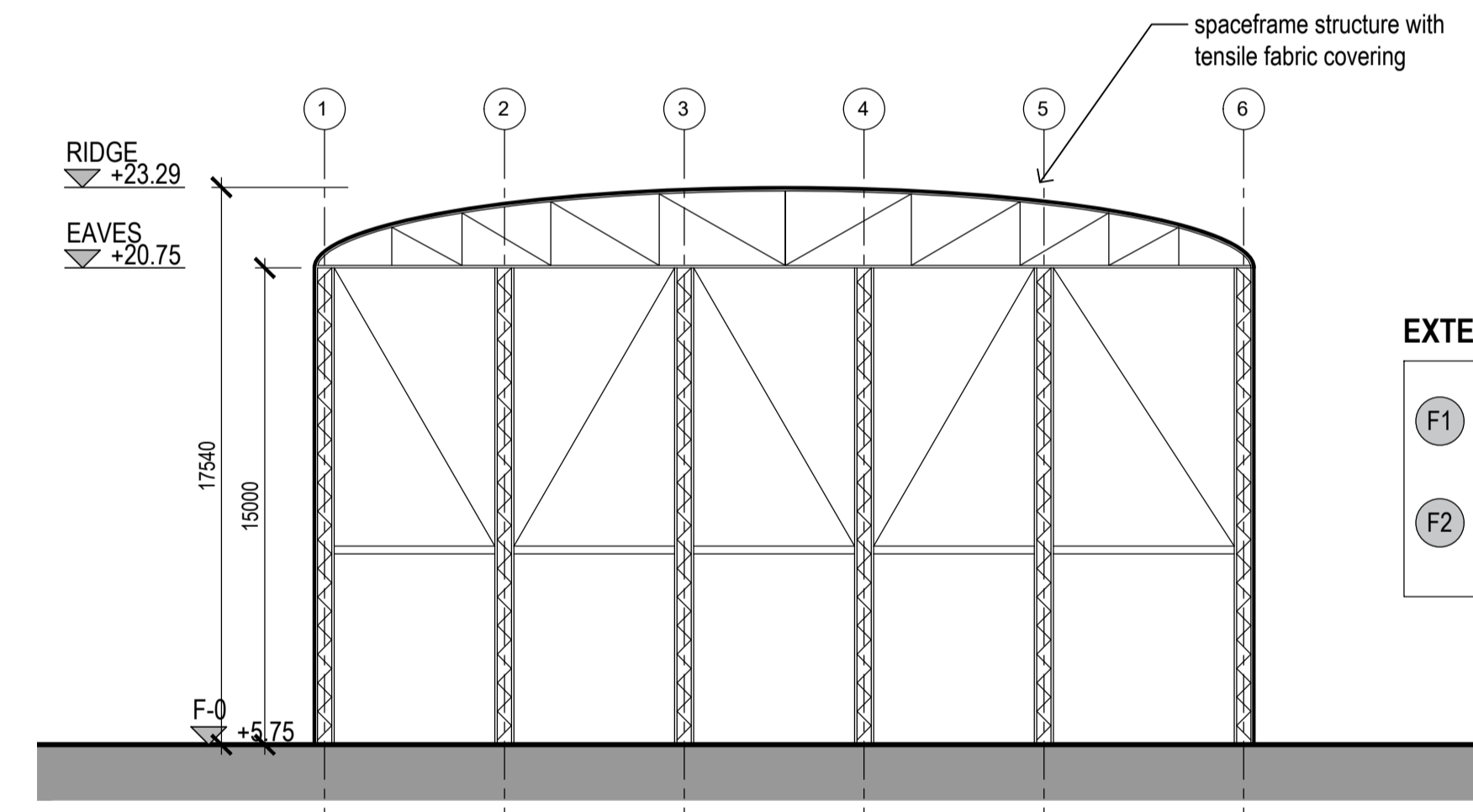
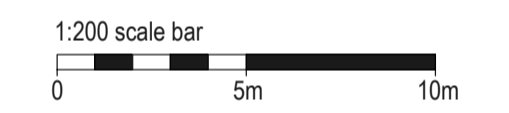
Floor Plan
1:200



Roof Plan
1:200

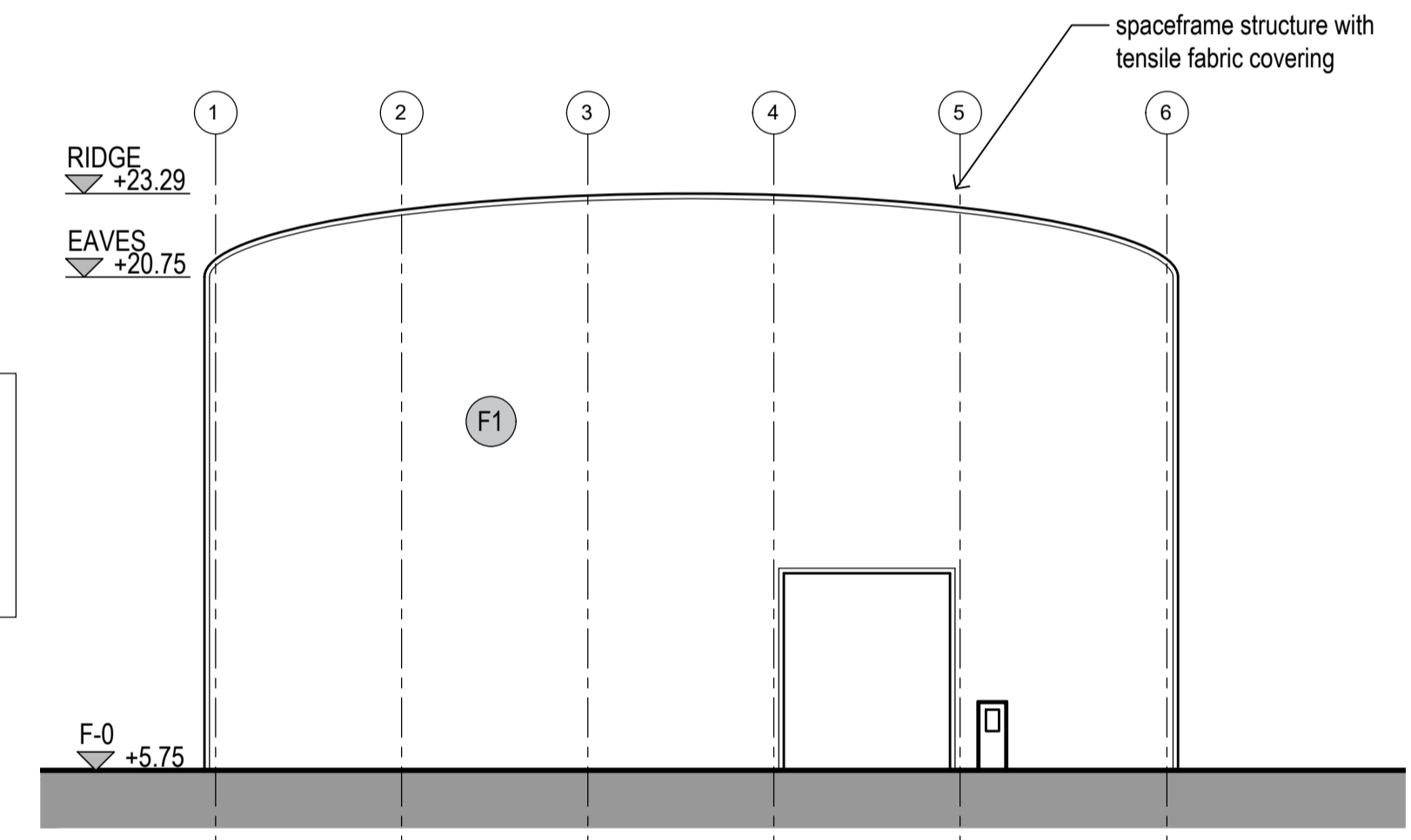


Key Plan

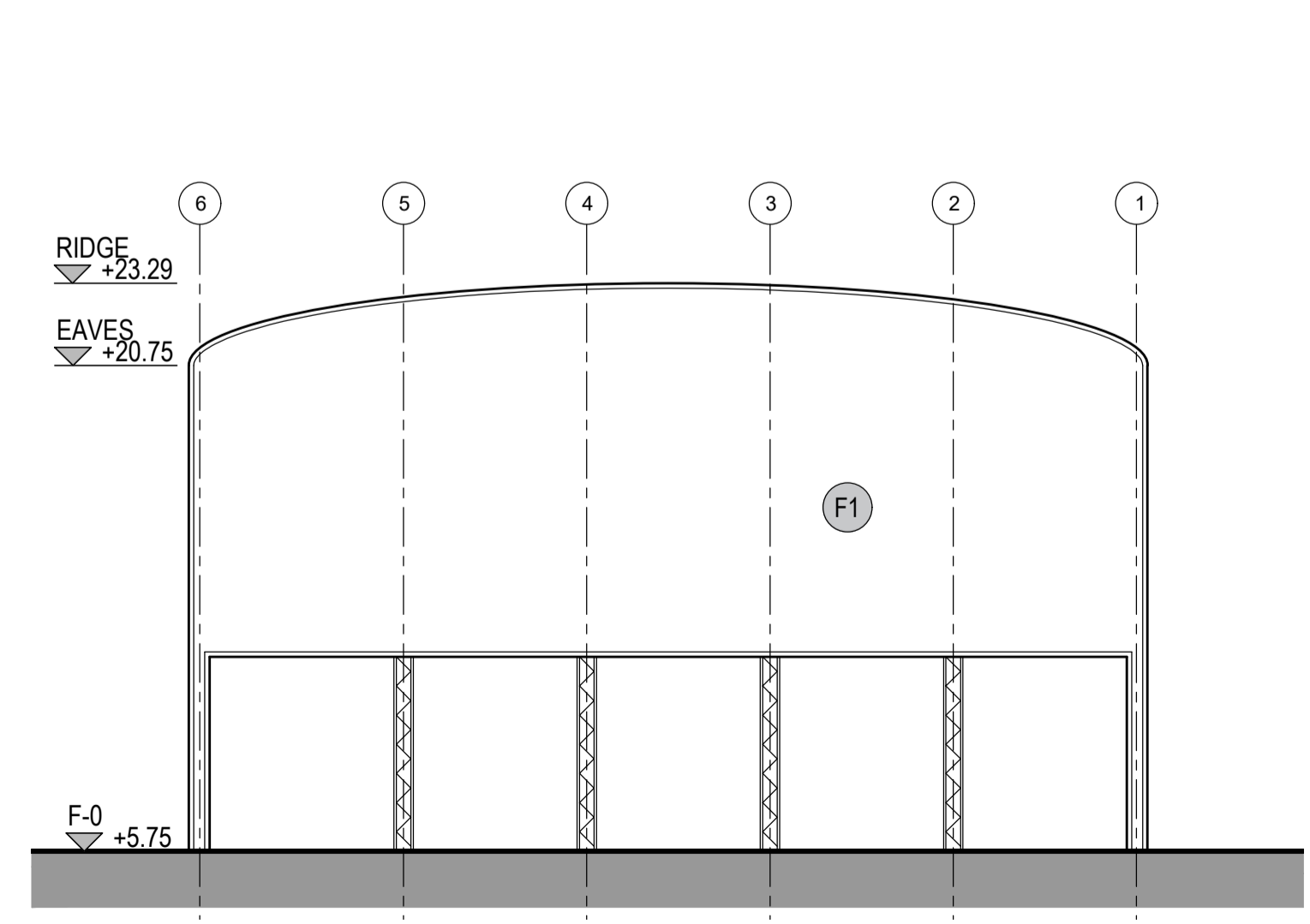


Section 1
1:200

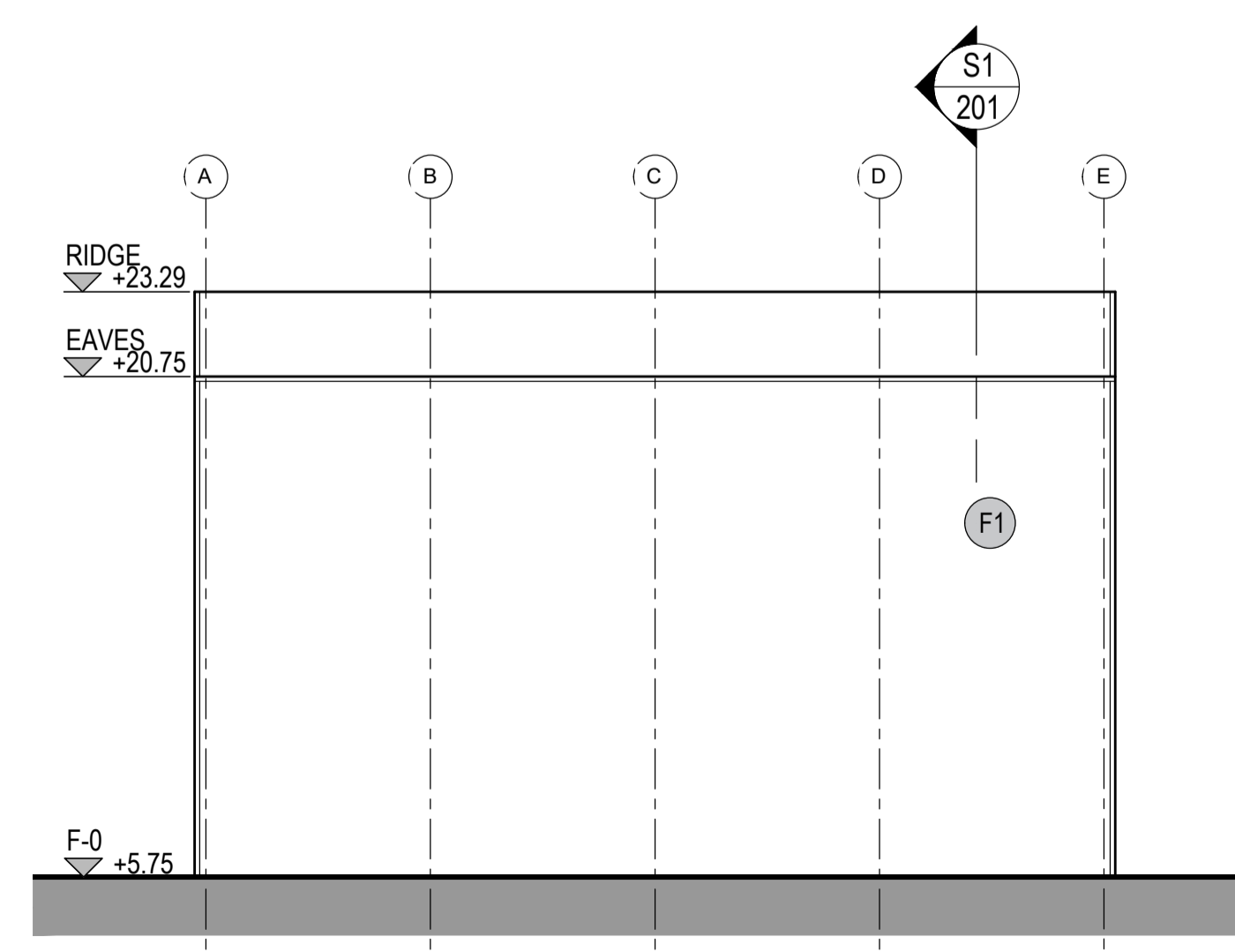
- EXTERNAL FINISHES**
- F1 Tensile fabric covering. Colour TBC.
 - F2 Steel spaceframe door with tensile fabric covering.



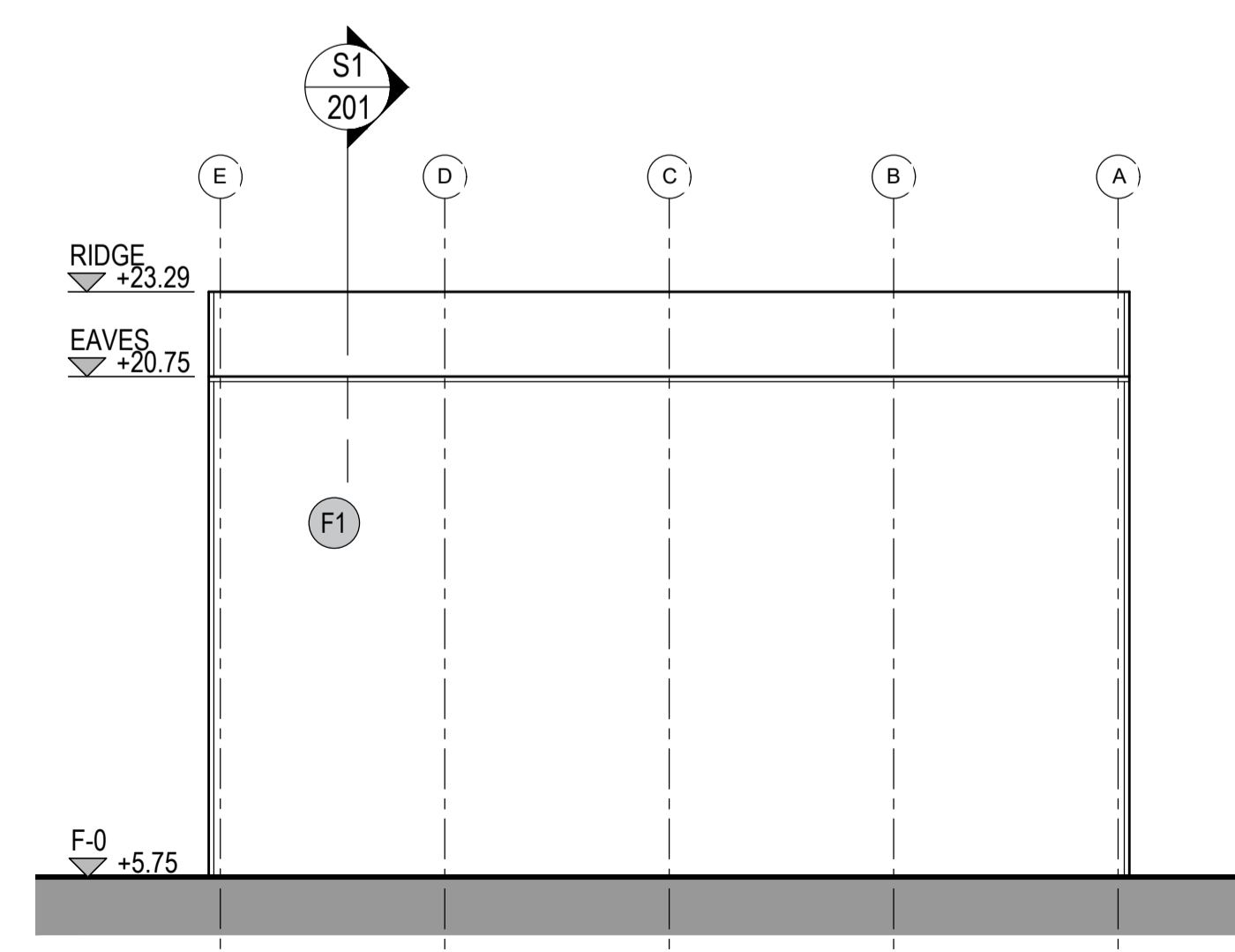
Elevation 1 (to main factory)
1:200



Elevation 2 (to transformer yard)
1:200



Elevation 3 (to south)
1:200



Elevation 4 (to north)
1:200

Rev	Date	Description
P03	24.09.23	Revised FFL
P02	13.08.23	amendments following SEI comments, issued for RIBA3 stage approval
P01	22.07.23	amendments following SEI comments, issued for RIBA3 stage approval

SUMITOMO ELECTRIC **SEUK CL**
NIGG, TAIN IV19 1QU




Discipline: ARCHITECT
Sheet Title:
FLOOR PLAN. ROOF PLAN. CROSS SECTION.
ELEVATIONS
SHELTER 2

Sheet Number	PROJECT	ORIGINATOR	VOLUME	LEVEL
	S263	EDA	SH2	ZZ
TYPE	ROLE	NO.	SUIT.	REV.
DR	AR	201	S4	P03

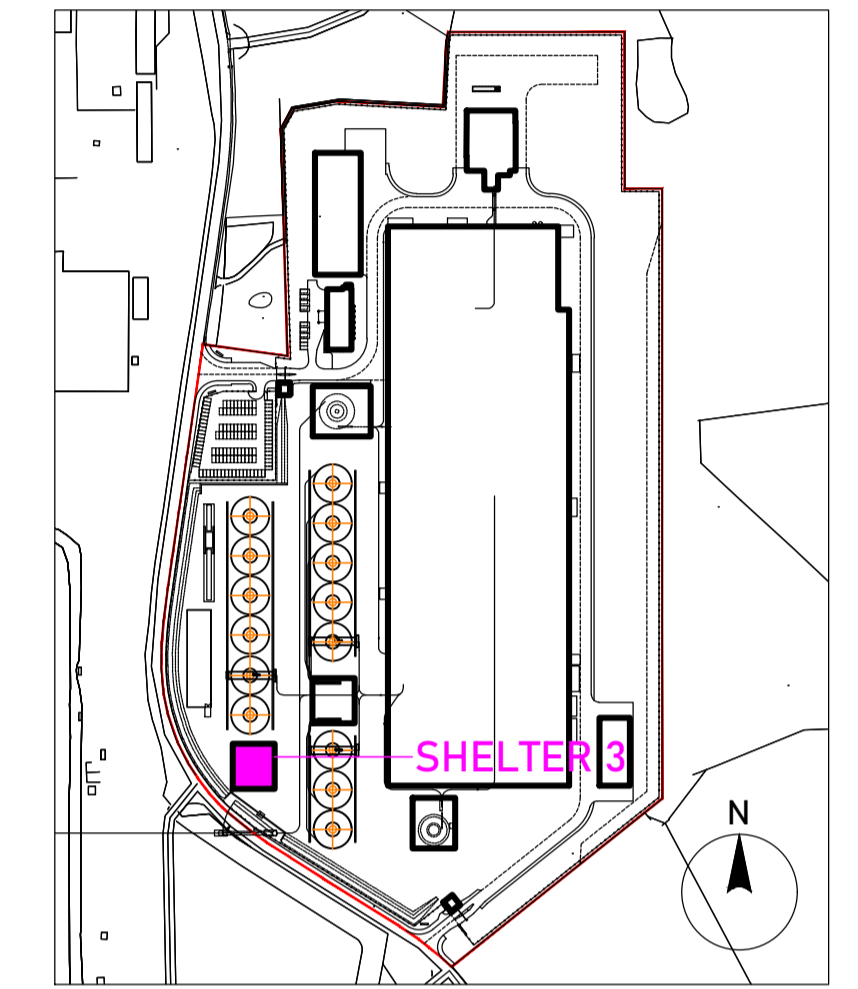
Scale: 1:200 (A1)
Date: 28.06.23
By: ED Chk: ED

EUROPLAN GROUP
Project Management Contractors
Parkview House, Beechill Office Campus,
Clonskeagh, Dublin 4, Ire.
Tel: +353 1 2606578
staprojectteam@eurolanservices.com

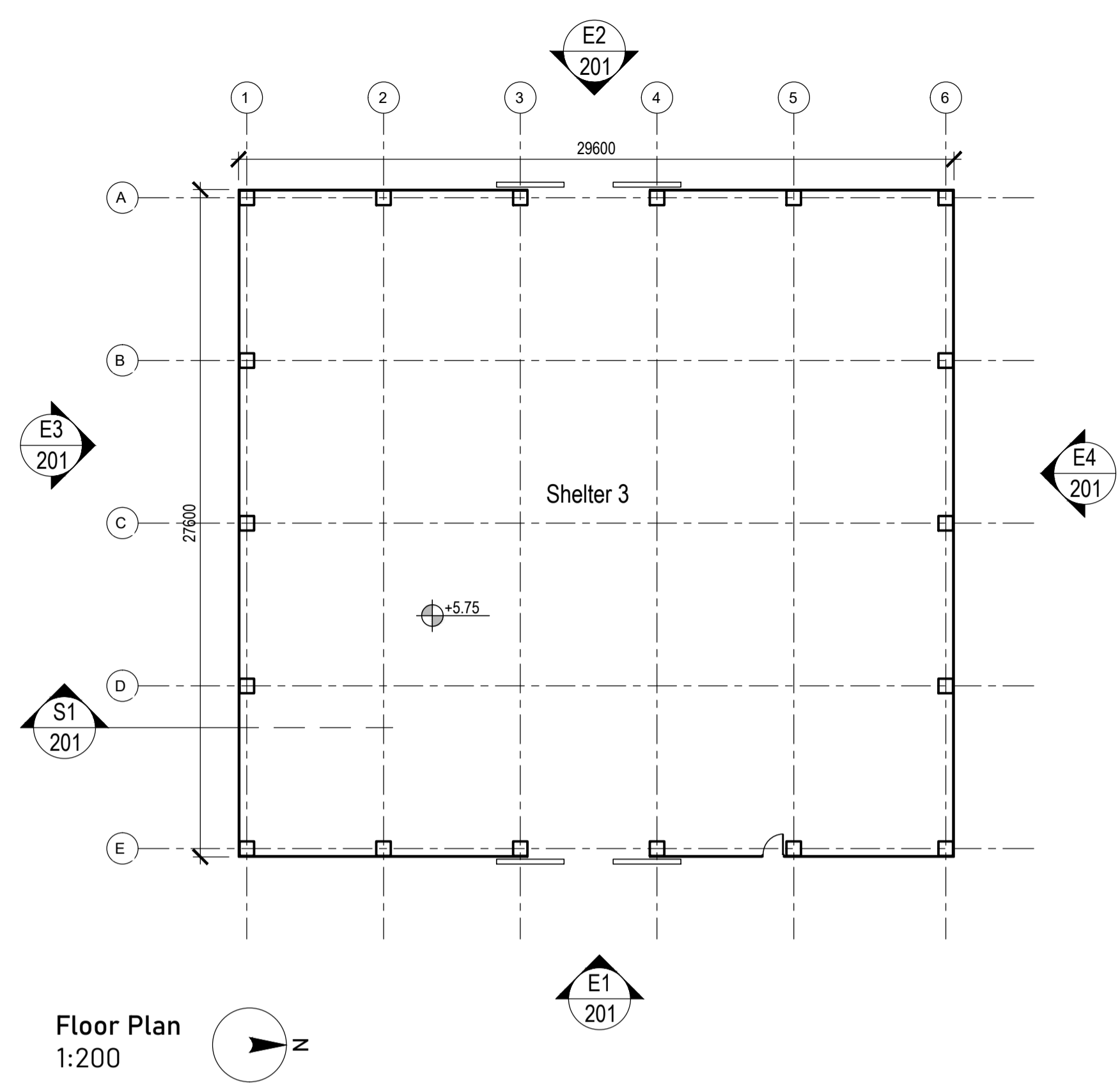
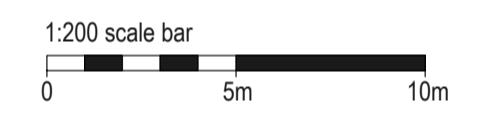
Project Design Team Members

Client	Code SUM/ CL	 SUMITOMO ELECTRIC	SEI, Kujicho Hitachi City Japan
Project Management Contractors	Code EUR/ PMC	 EUROPLAN GROUP	Parkview House, Beechill Office Campus, Clonskeagh, Dublin 4, Ire. Tel: +353 1 2606578 staprojectteam@europlanservices.com
Civil Engineers	EUR/ CS		
Structural Engineers	EUR/ SE		
Mechanical Engineers	EUR/ MP		
Electrical Engineers	EUR/ EL		
Architects	Code EDA/ AR	 eda ARCHITECTS	EDA Architects Ltd Ornagh Enterprise Centre, 41, Gorman Industrial Estate, Ornagh BT78 5LU eda@edaarchitects.com

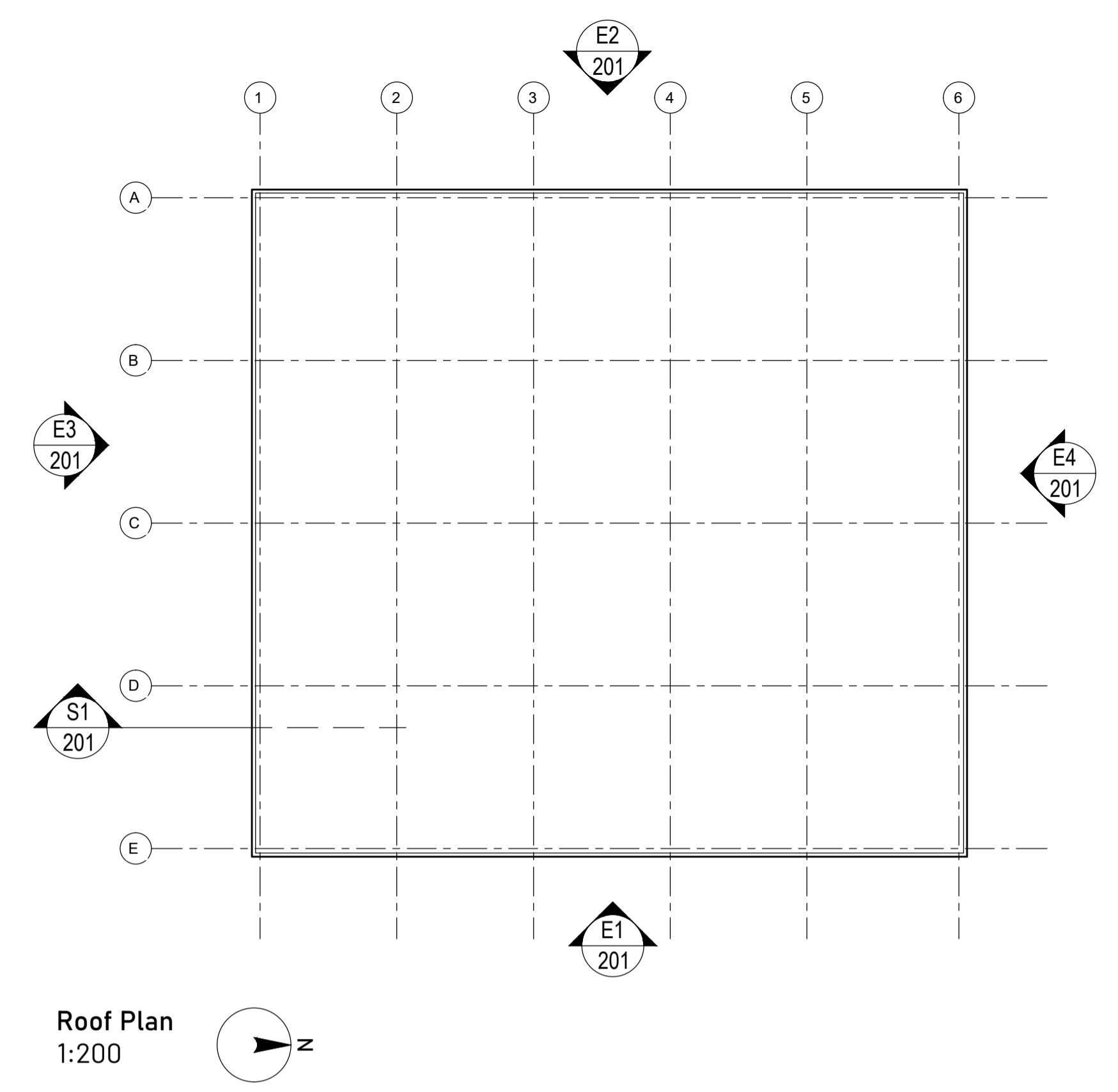
© Copyright EDA Architects Ltd. The Construction (Design and Management) Regulations 2015 apply to this project. Please refer to the 'Pre-Construction Information', 'Construction Phase Plan' and other relevant documents. All dimensions in millimeters. This drawing is subject to statutory approval (planning, building control etc)



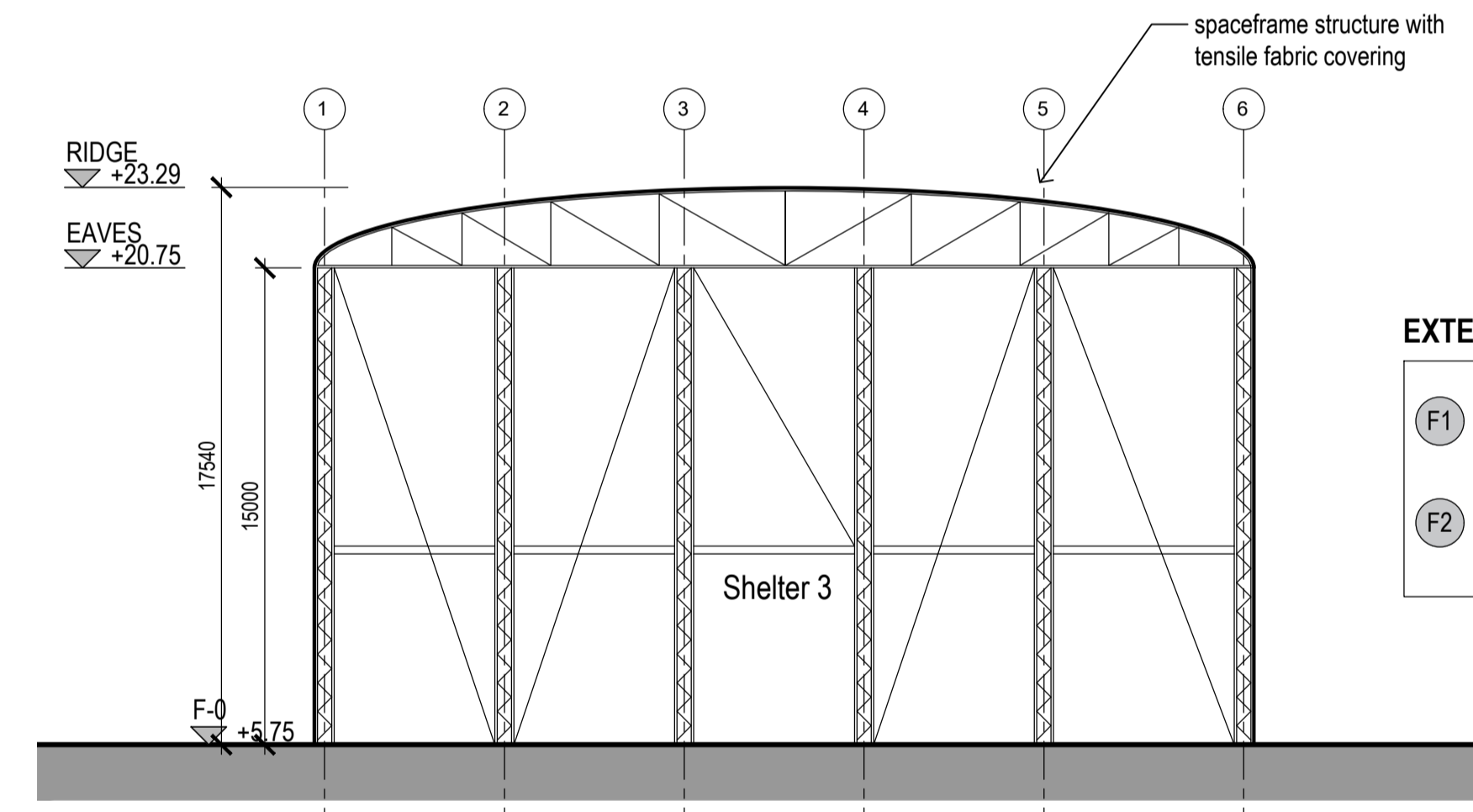
Key Plan



Floor Plan
1:200

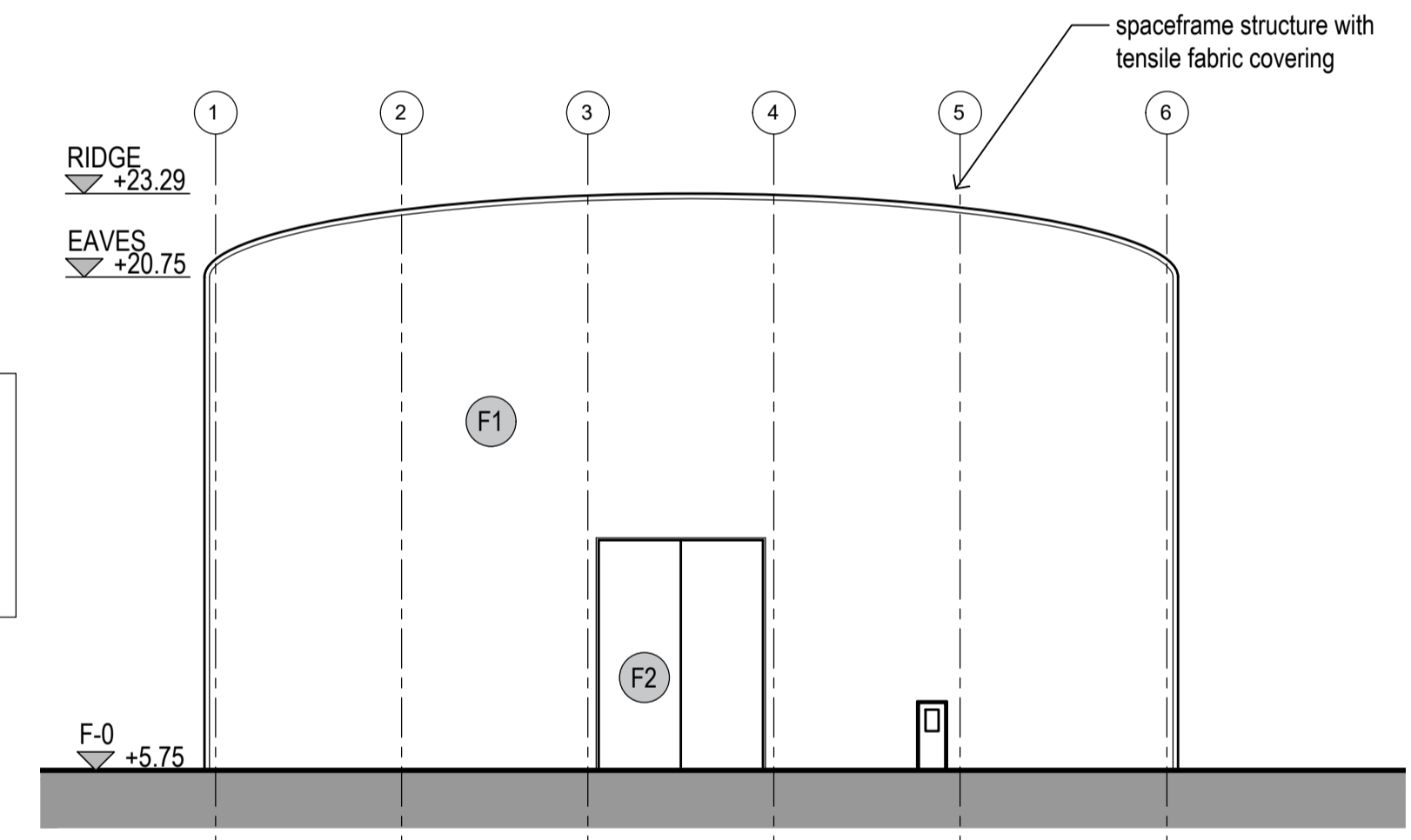


Roof Plan
1:200

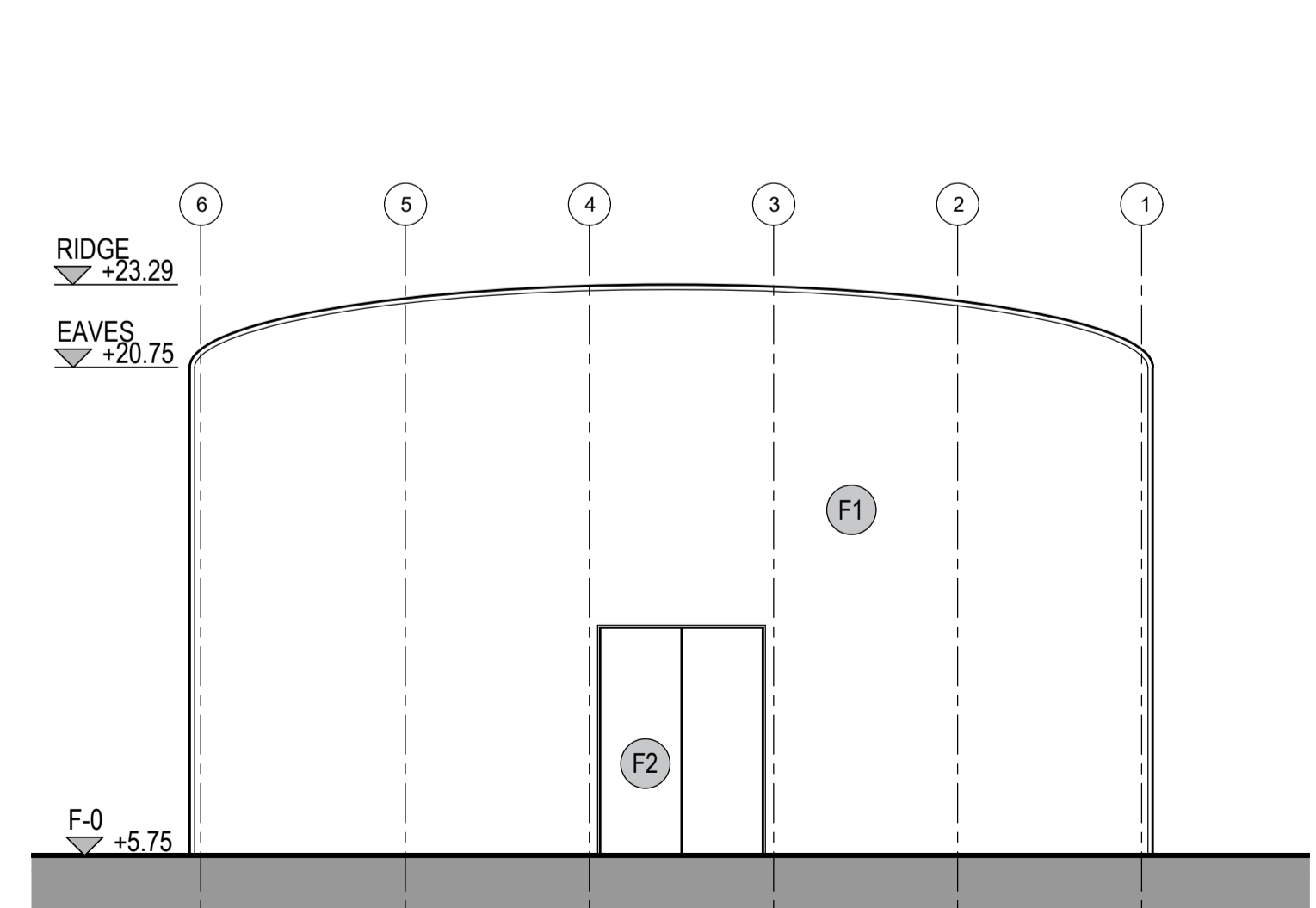


Section 1
1:200

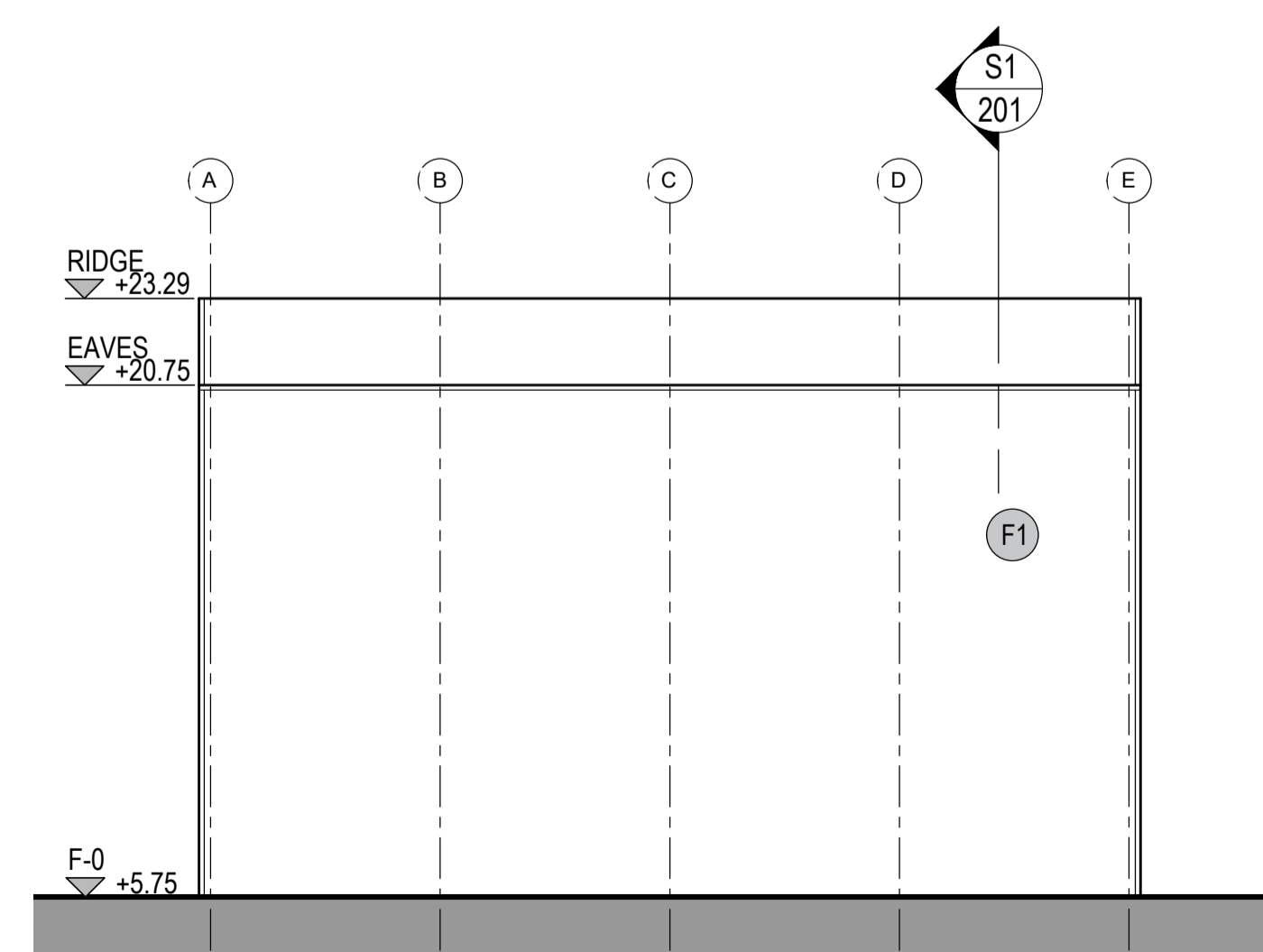
- EXTERNAL FINISHES**
- (F1) Tensile fabric covering. Colour TBC.
 - (F2) Steel spaceframe door with tensile fabric covering.



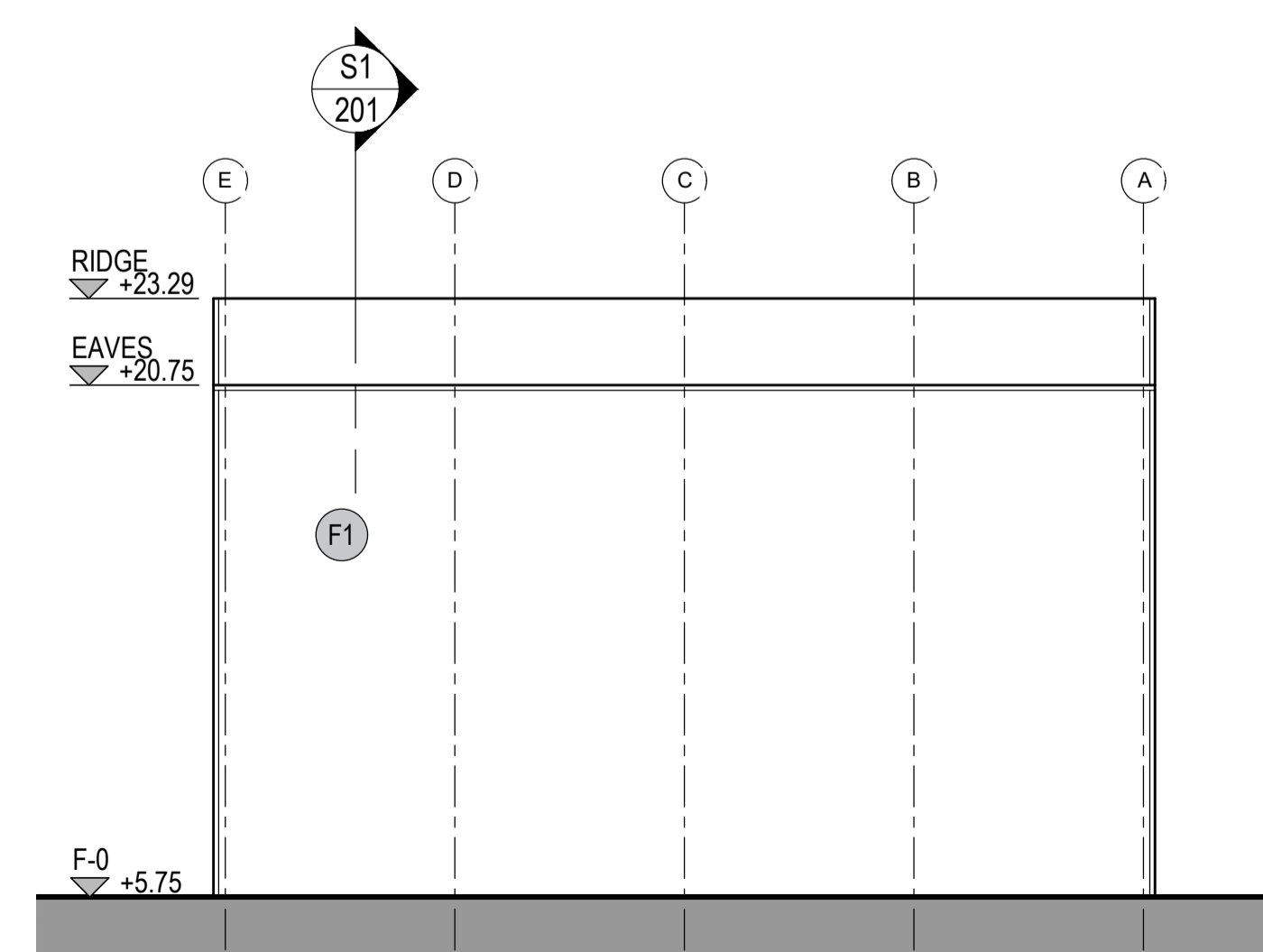
Elevation 1 (to main factory)
1:200



Elevation 2 (to transformer yard)
1:200



Elevation 3 (to south)
1:200



Elevation 4 (to north)
1:200


Rev	Date	Description
P02	24.09.23	Revised FFL
P01	13.08.23	amendments following SEI comments, issued for RIBA3 stage approval

 **SEUK CL**
SUMITOMO ELECTRIC NIGG, TAIN IV19 1QU

Discipline: ARCHITECT

Sheet Title:
FLOOR PLAN. ROOF PLAN. CROSS SECTION.
ELEVATIONS
SHELTER 3

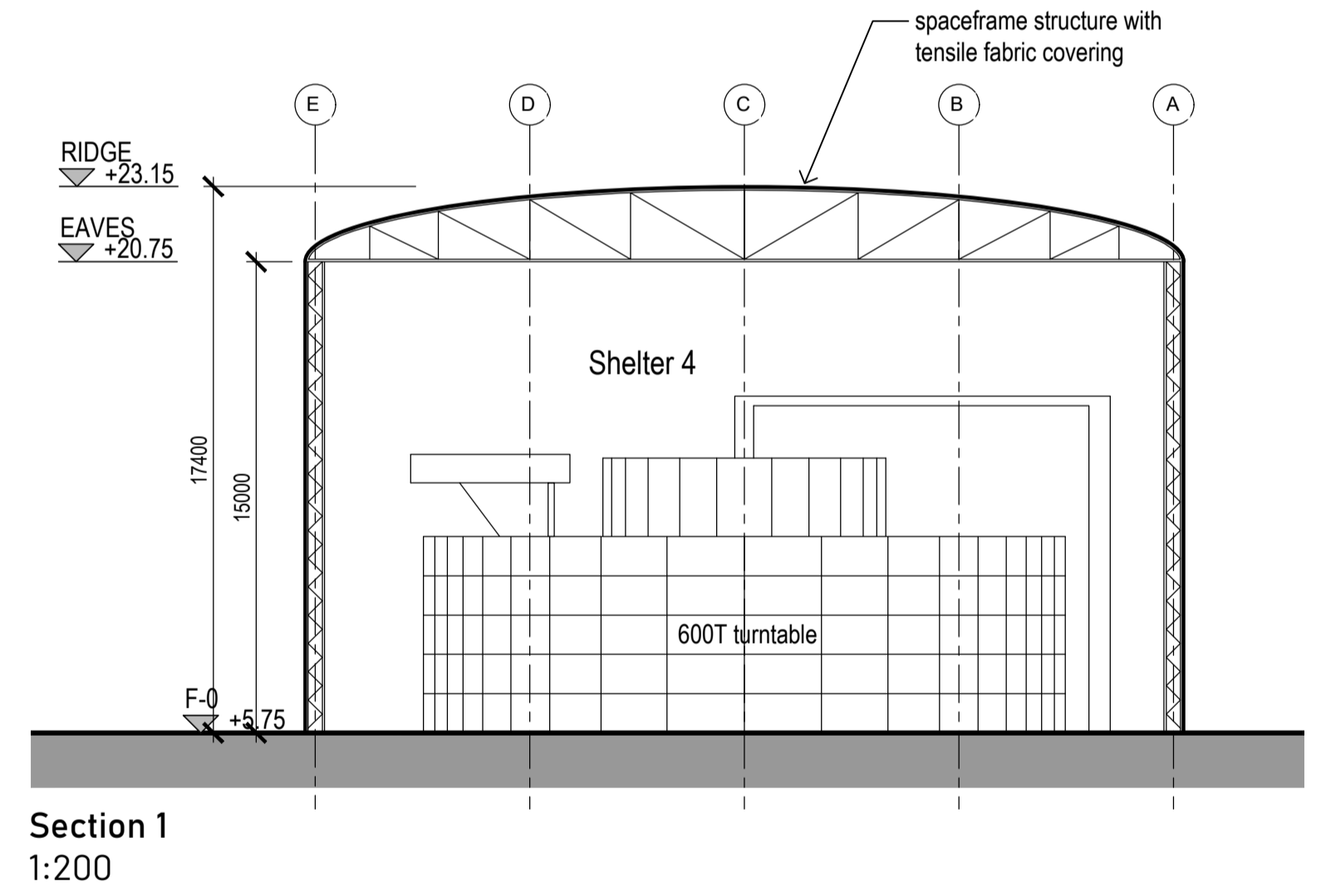
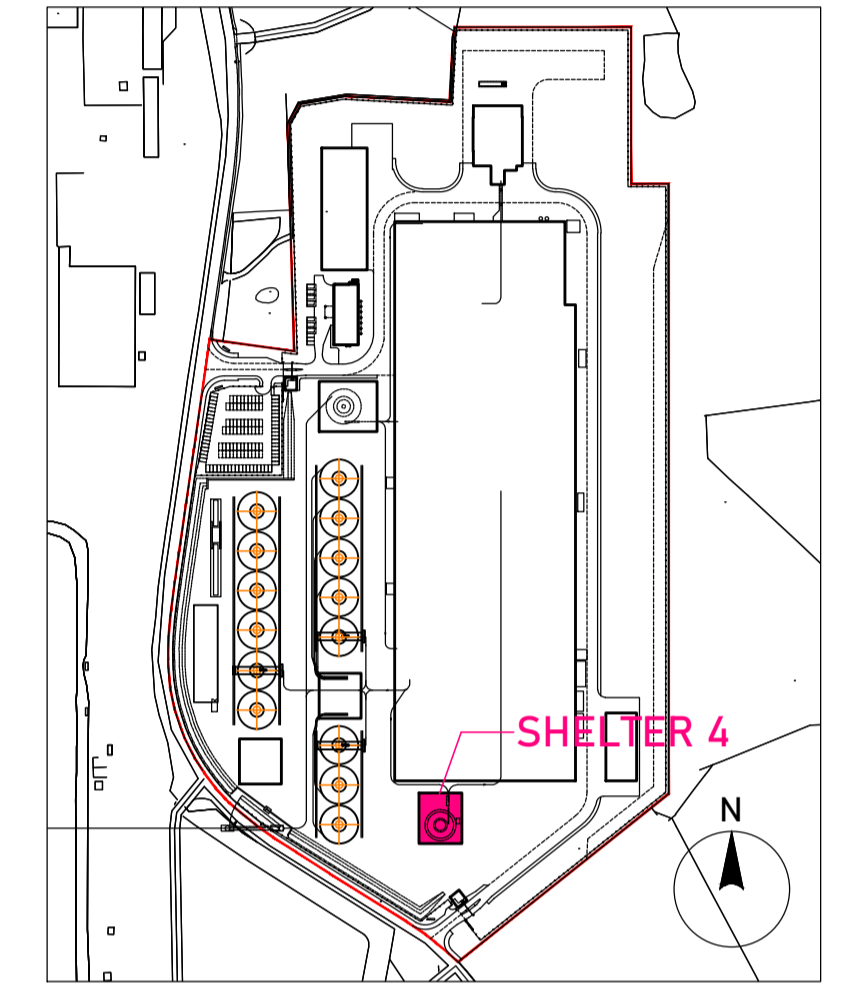
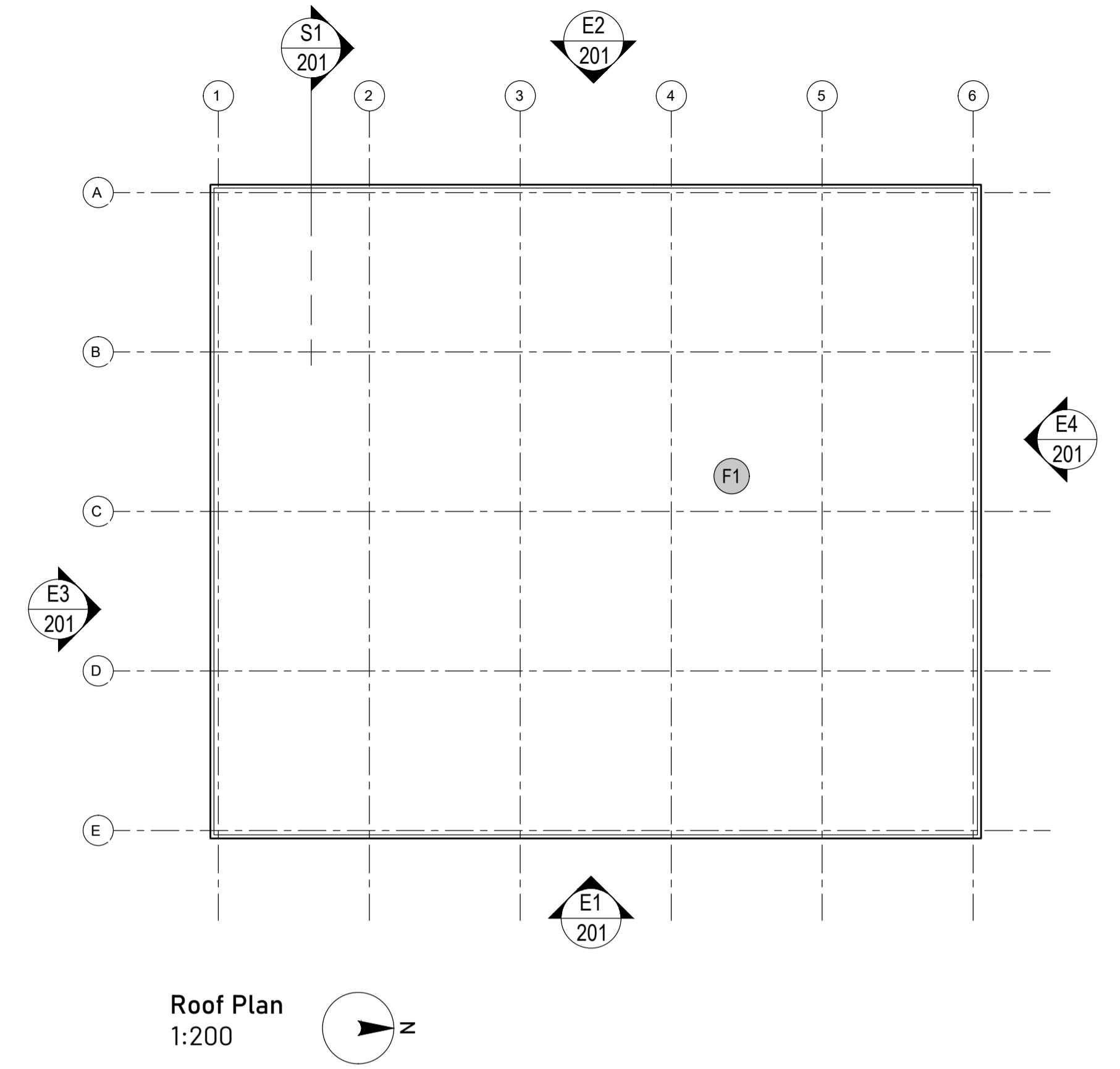
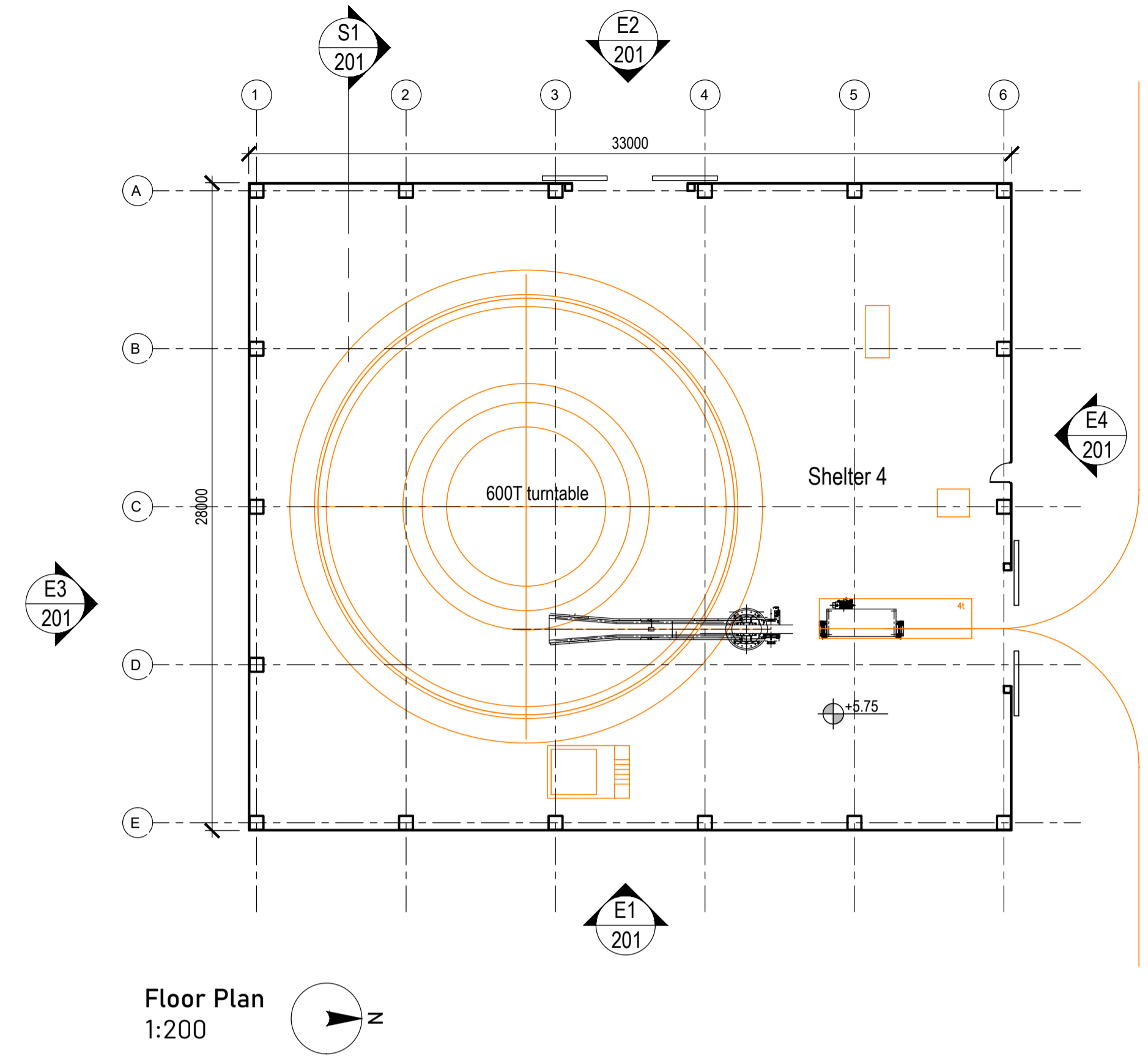
Sheet Number	PROJECT	ORIGINATOR	VOLUME	LEVEL
	S263	EDA	SH3	ZZ
TYPE	ROLE	NO.	SUIT.	REV.
DR	AR	201	S4	P02

Scale:	1:200 (A1)	 EUROPLAN GROUP Project Management Contractors Parkview House, Beechill Office Campus, Clonskeagh, Dublin 4, Ire. Tel: +353 1 2606578 staprojectteam@europlanservices.com
Date:	21.07.23	
By:	ED Chk: ED	

Project Design Team Members

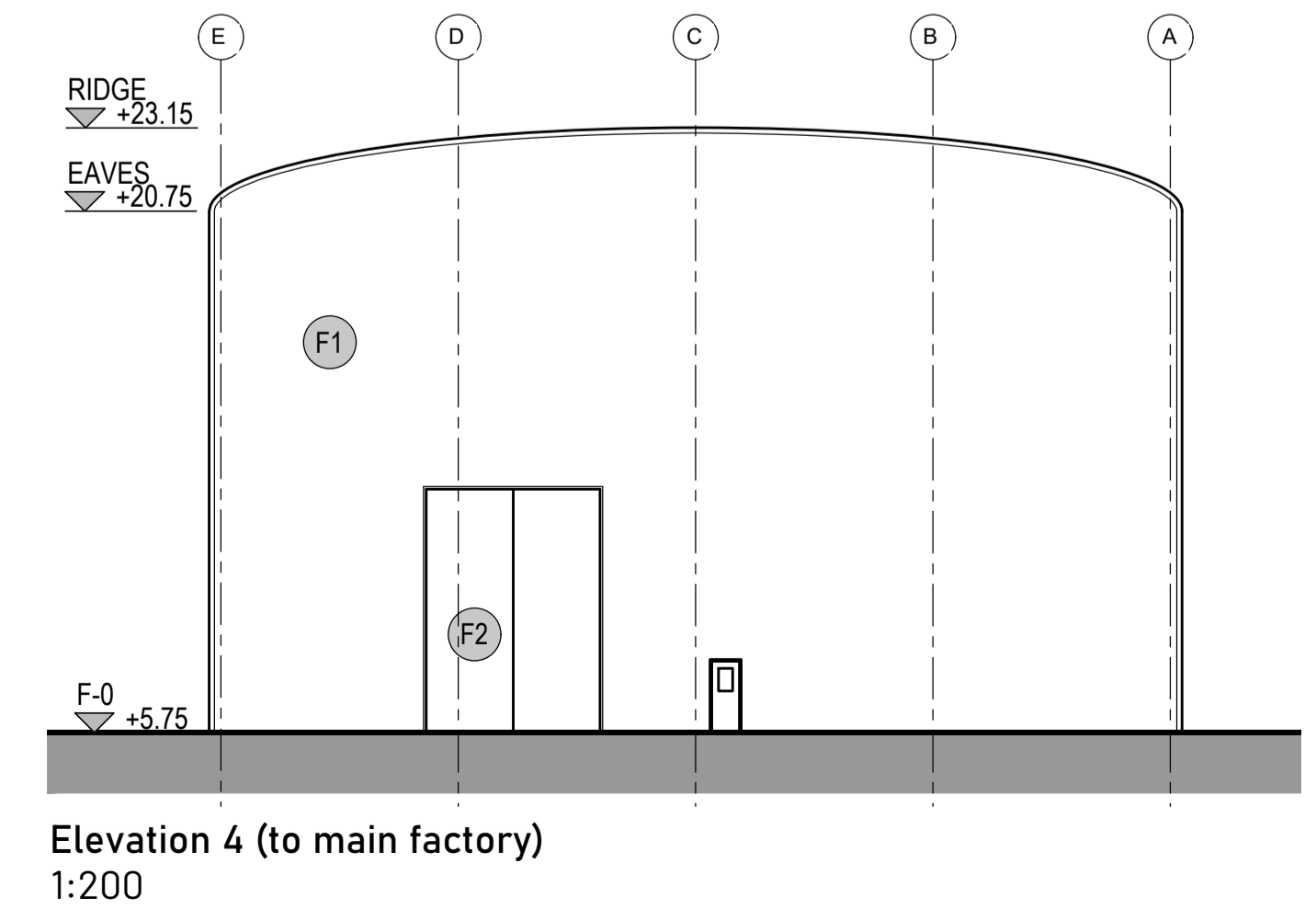
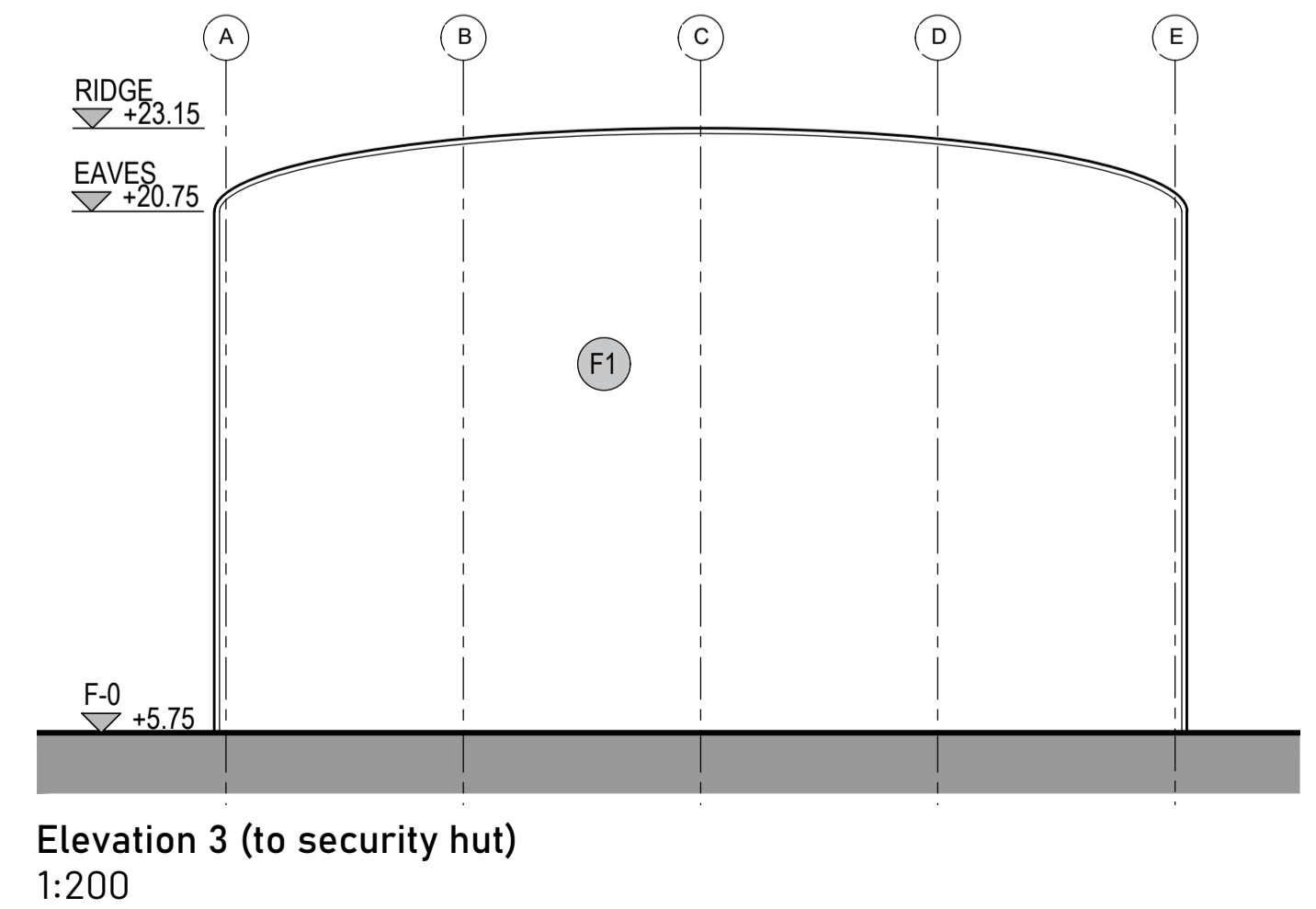
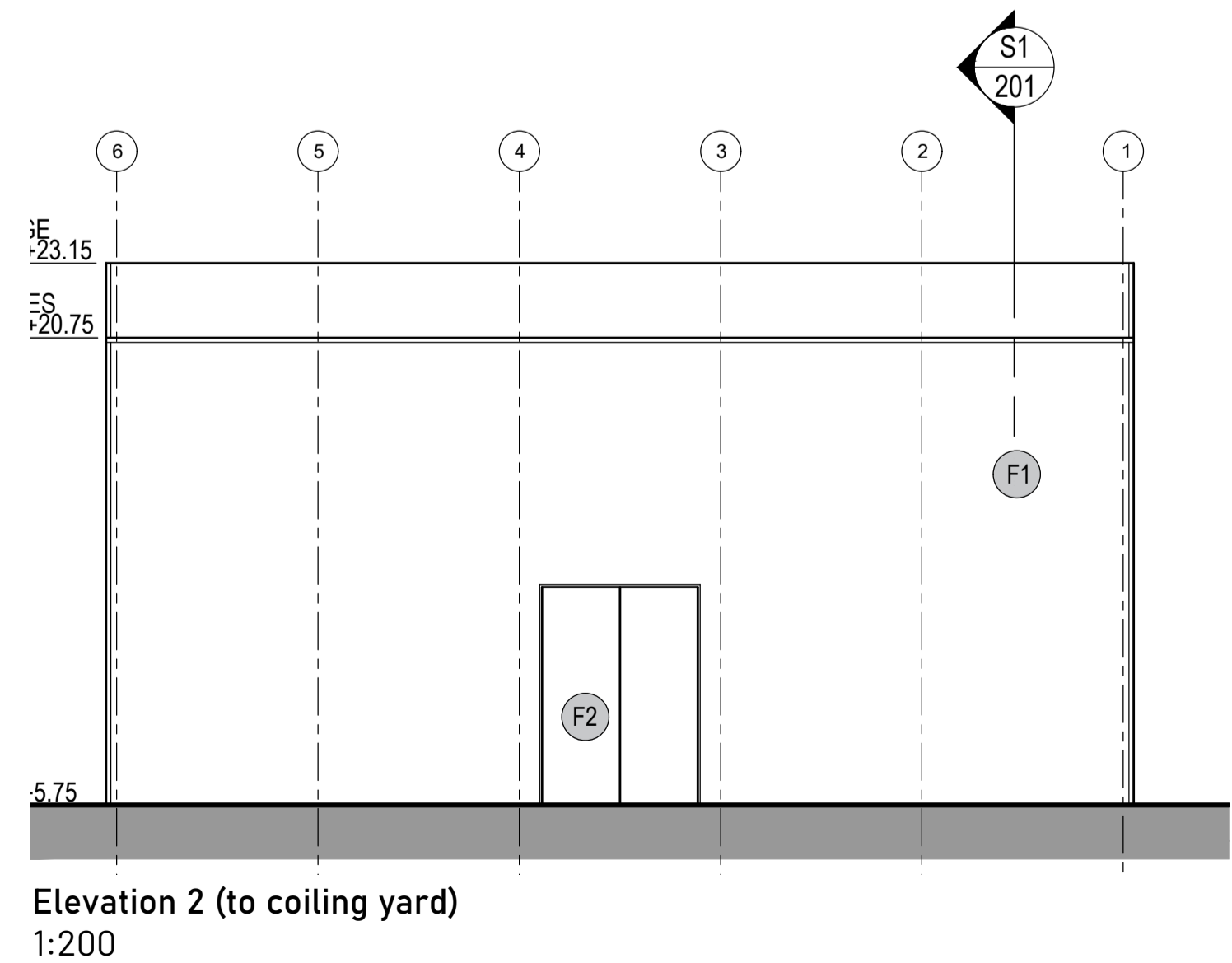
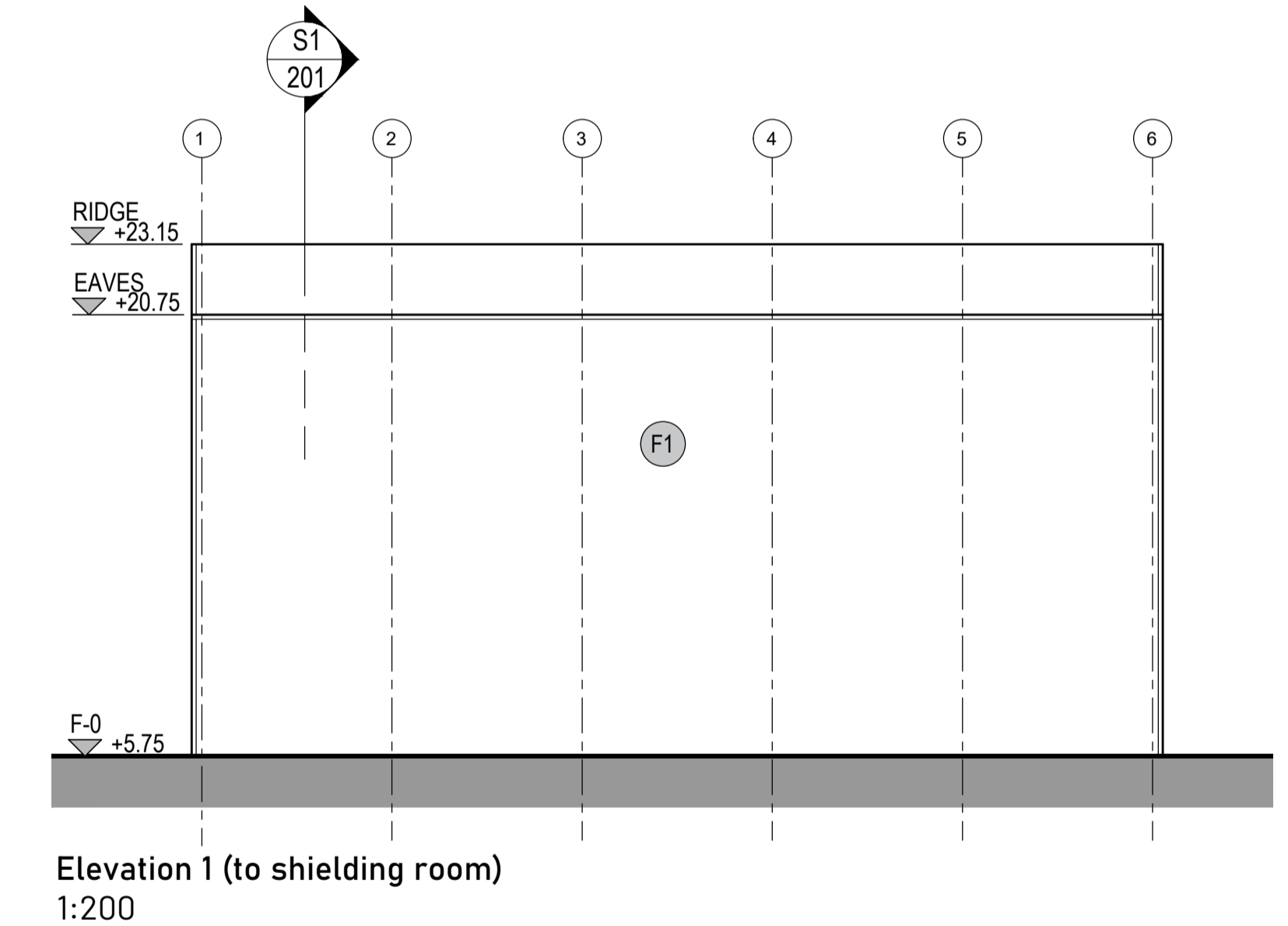
Client	Code SUM/ CL	SUMITOMO ELECTRIC	SEI Kaji-cho Hitachi City Japan
Project Management Contractors	Code EUR/ PMC	EUROPLAN GROUP	
Civil Engineers	EUR/ CS	EUROPLAN GROUP	
Structural Engineers	EUR/ SE		Parkview House, Beechill Office Campus, Clonskeagh, Dublin 4, Ire. Tel: +353 1 2606578 staprojectteam@europlanservices.com
Mechanical Engineers	EUR/ MP		
Electrical Engineers	EUR/ EL		
Architects	Code EDA/ AR	eda	EDA Architects Ltd Orang Enterprise Centre, 41 Cornamiedan, Orang BT78 5LU eda@edaarchitects.com

© Copyright EDA Architects Ltd. The Construction (Design and Management) Regulations 2015 apply to this project. Please refer to the 'Pre-Construction Information', 'Construction Phase Plan' and other relevant documents. All dimensions in millimeters. This drawing is subject to statutory approval (planning, building control etc)



EXTERNAL FINISHES

F1	Tensile fabric covering. Colour TBC.
F2	Steel spaceframe door with tensile fabric covering.



Rev	Date	Description
P02	24.09.23	Revised FFL
P01	13.08.23	amendments following SEI comments, issued for RIBA3 stage approval

SUMITOMO ELECTRIC **SEUK CL**
NIGG, TAIN IV19 1QU




Discipline: ARCHITECT
Sheet Title: FLOOR PLAN. ROOF PLAN. CROSS SECTION. ELEVATIONS SHELTER 4

Sheet Number	PROJECT	ORIGINATOR	VOLUME	LEVEL
	S263	EDA	SH4	ZZ
TYPE	ROLE	NO.	SUIT.	REV.
DR	AR	201	S4	P02

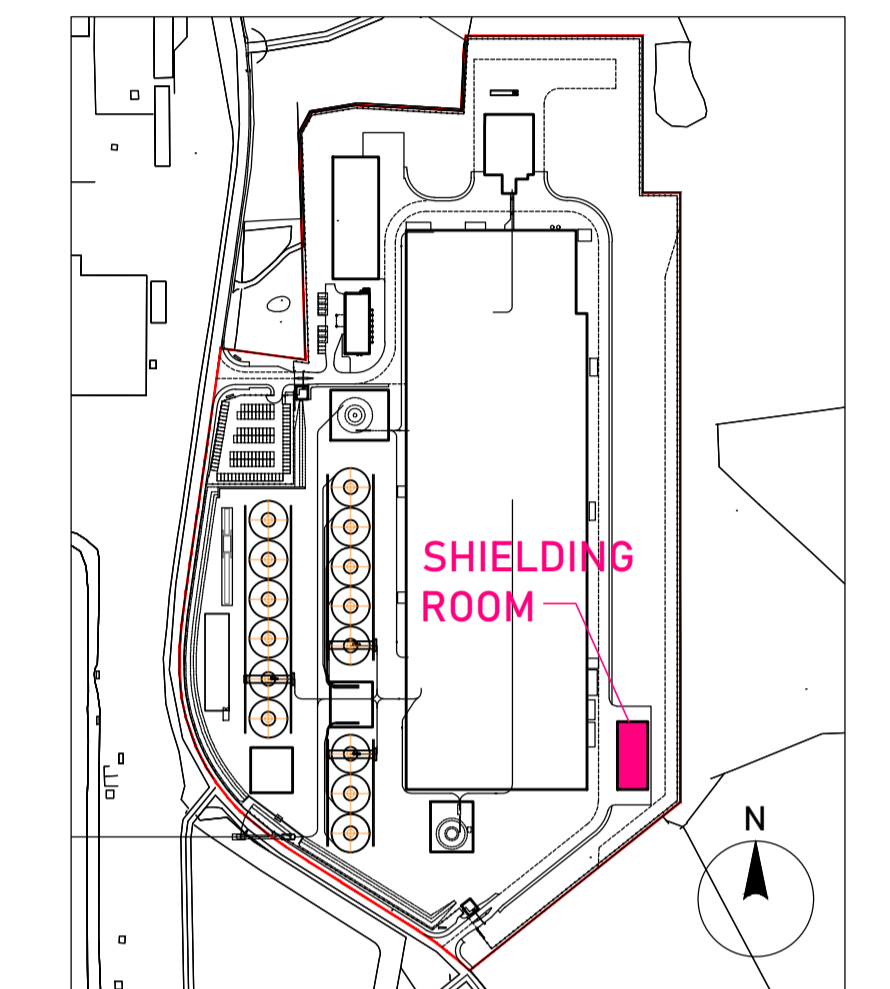
Scale: 1:200 (A1)
Date: 21.07.23
By: ED Chk: ED

EUROPLAN GROUP
Project Management Contractors
Parkview House, Beechill Office Campus,
Clonskeagh, Dublin 4, Ire.
Tel: +353 1 2606578
staprojectteam@europlanservices.com

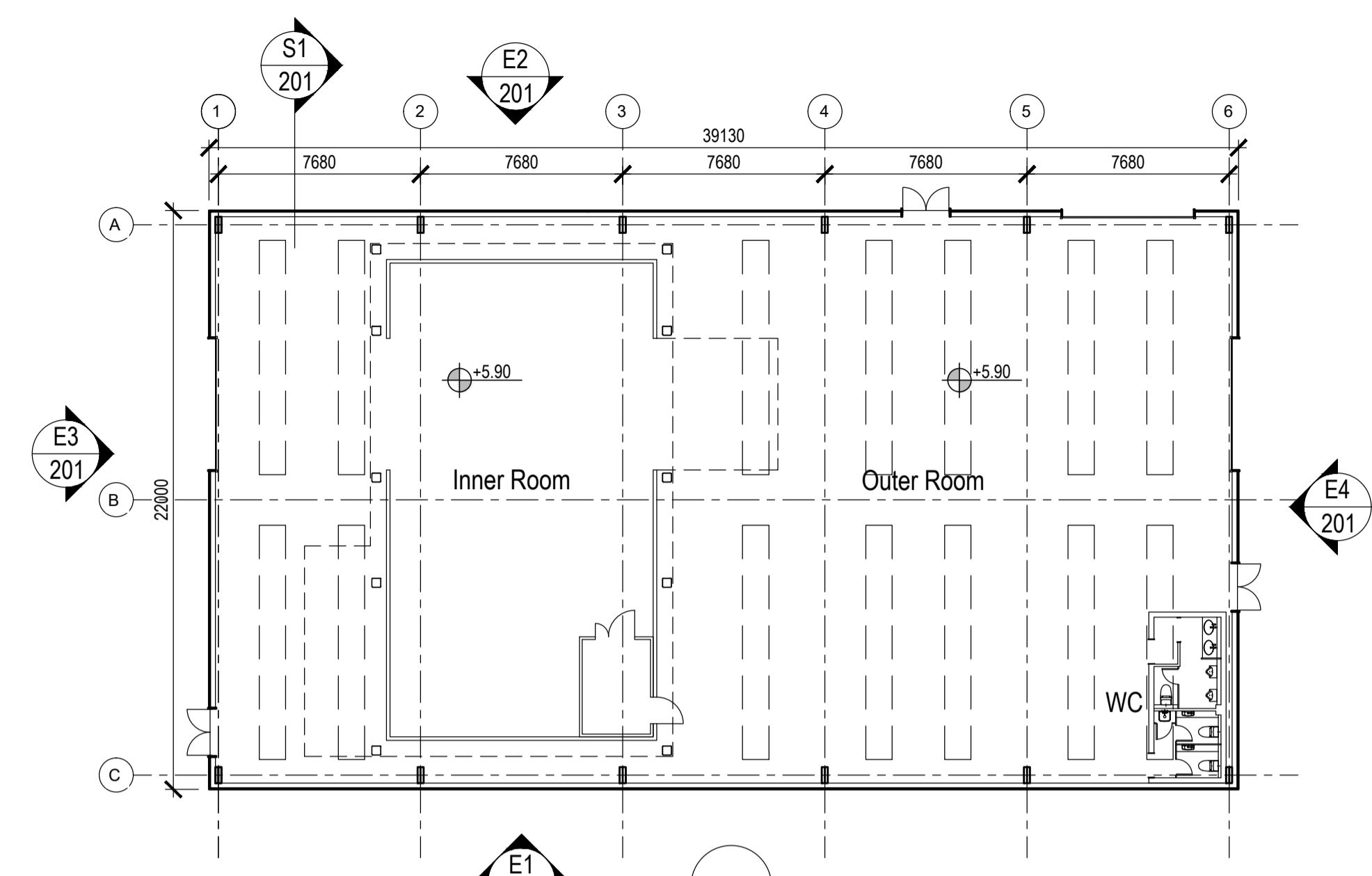
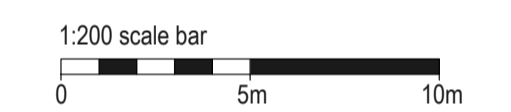
Project Design Team Members

Client	Code SUM/ CL	 SUMITOMO ELECTRIC SEI, Kujicho Hitachi City Japan
Project Management Contractors	Code EUR/ PMC	 EUROPLAN GROUP Parkview House, Beechill Office Campus, Clonskeagh, Dublin 4, Eire. Tel: +353 1 2606578 staprojectteam@europlanservices.com
Civil Engineers	EUR/ CS	
Structural Engineers	EUR/ SE	
Mechanical Engineers	EUR/ MP	
Electrical Engineers	EUR/ EL	
Architects	Code EDA/ AR	 eda ARCHITECTS EDA Architects Ltd Design Engineers Centre 41 Garsah Road East, Clonsilla, Dublin 15, Eire. Tel: +353 1 2606578 edajoin@eda-architects.com

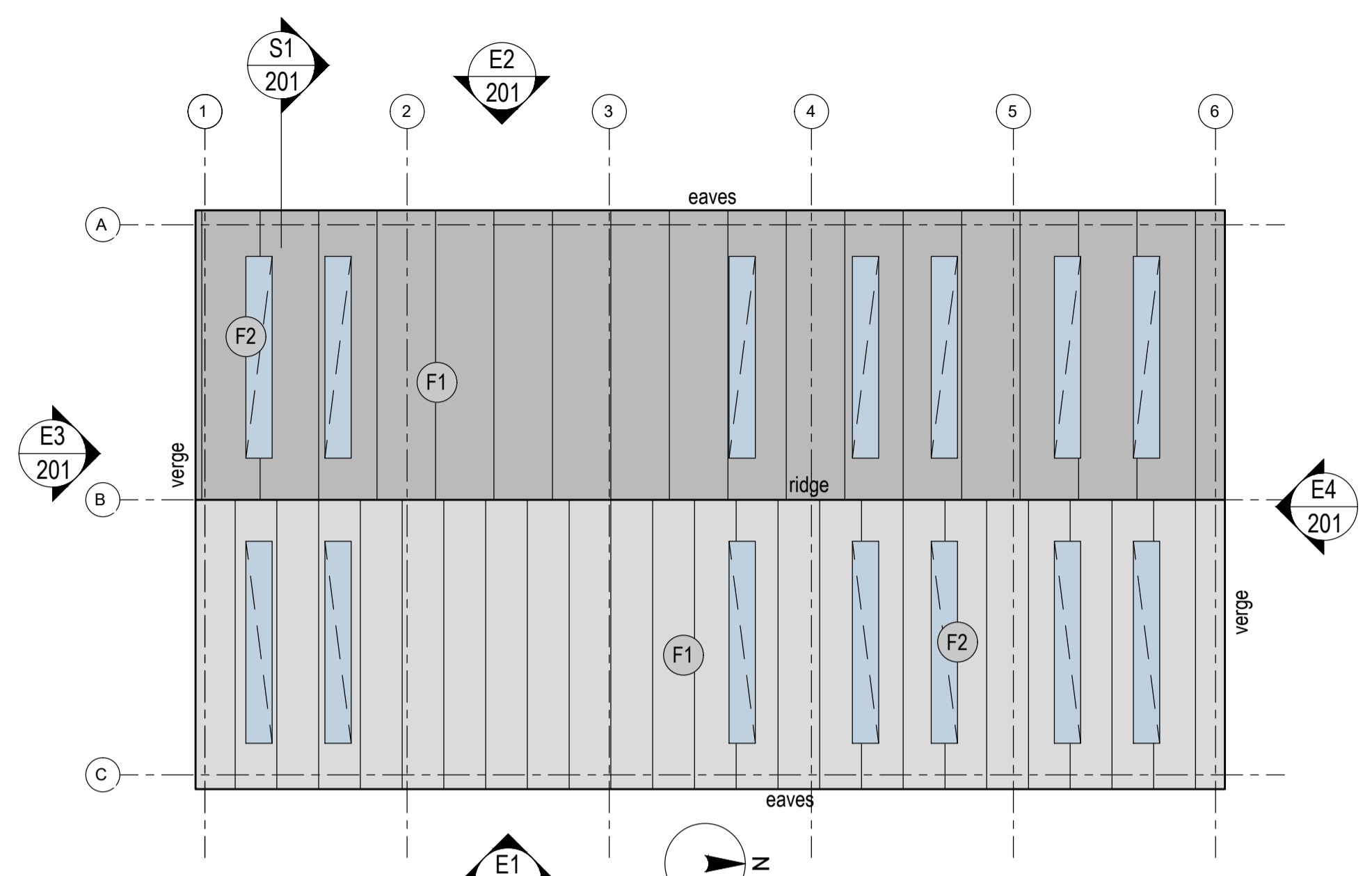
© Copyright EDA Architects Ltd. The Construction (Design and Management) Regulations 2015 apply to this project. Please refer to the 'Pre-Construction Information', 'Construction Phase Plan' and other relevant documents. All dimensions in millimeters. This drawing is subject to statutory approval (planning, building control etc)



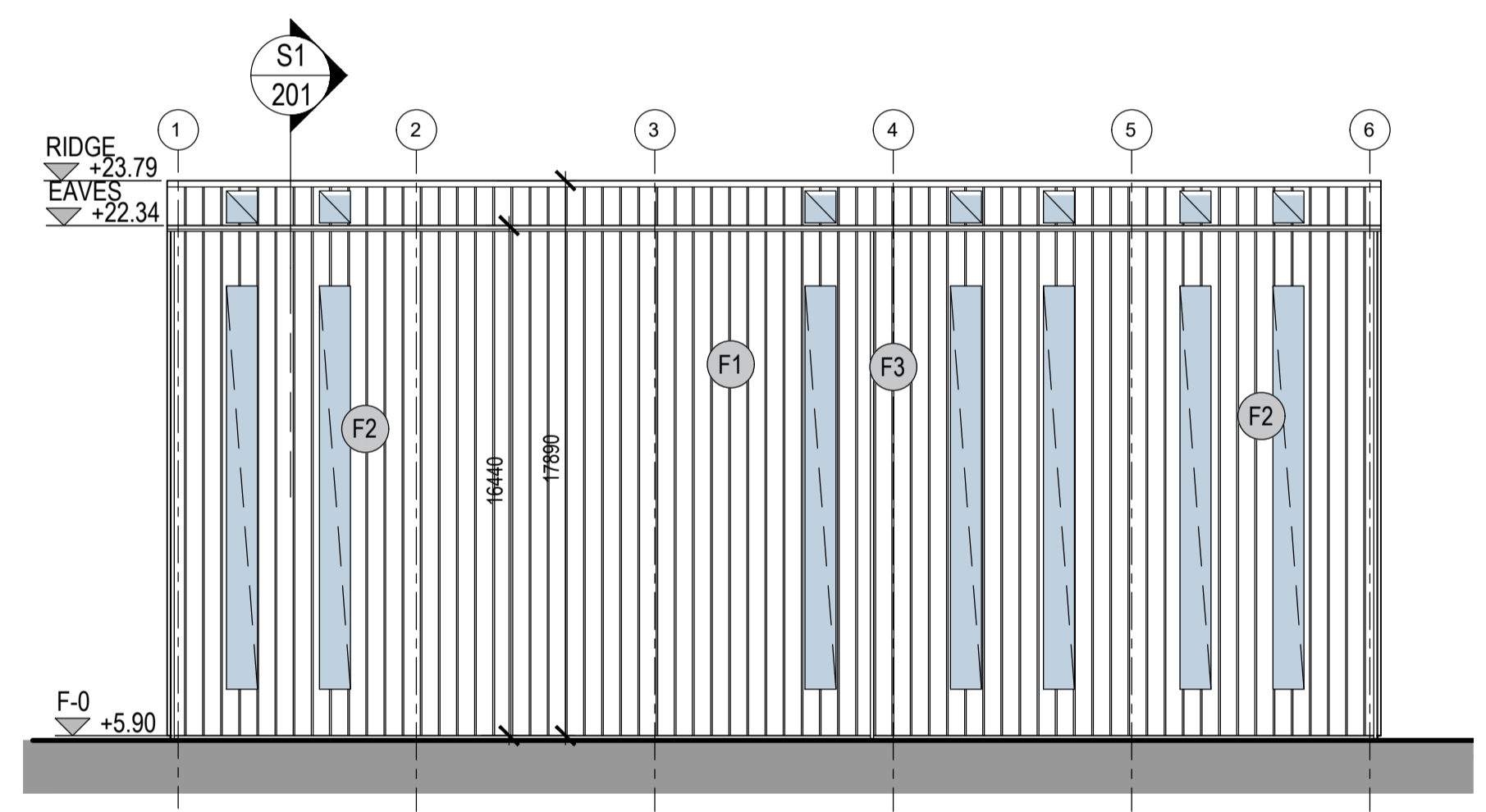
Key Plan



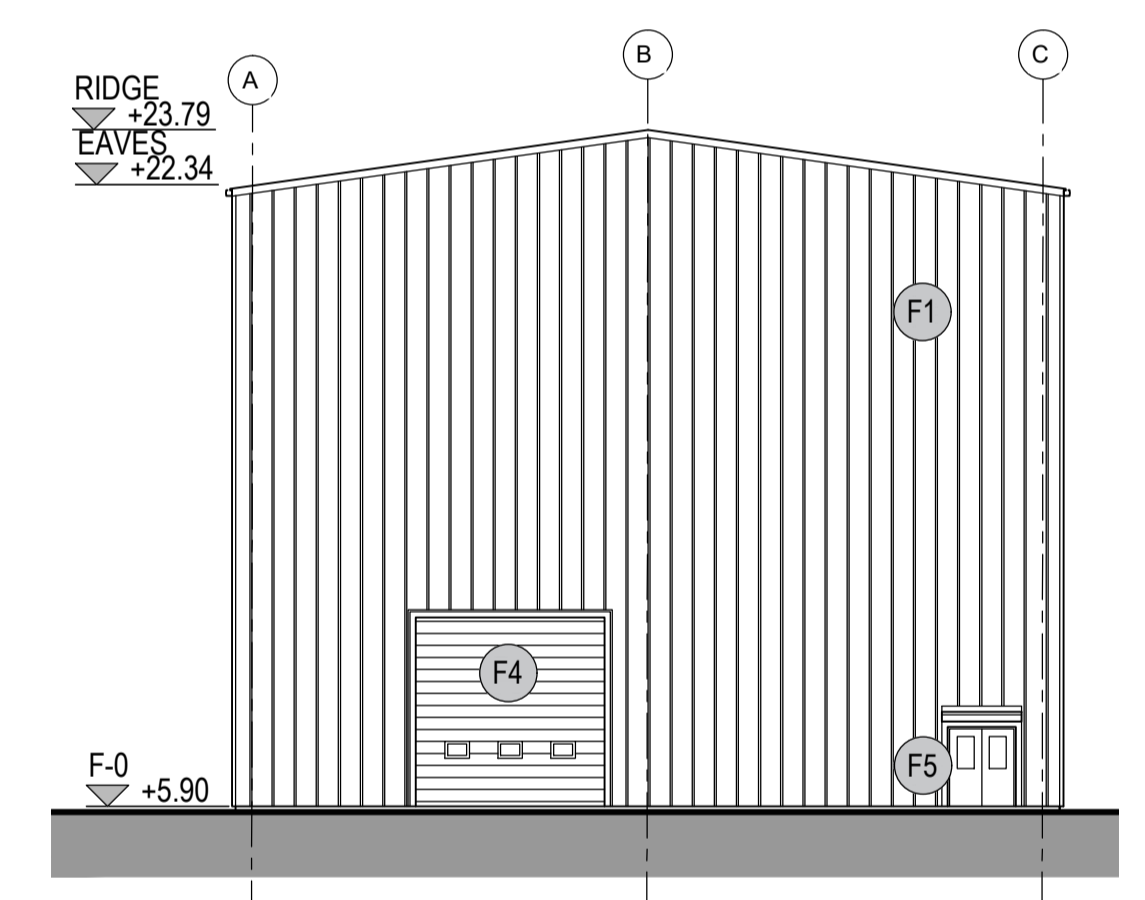
Ground Floor Plan
1:200



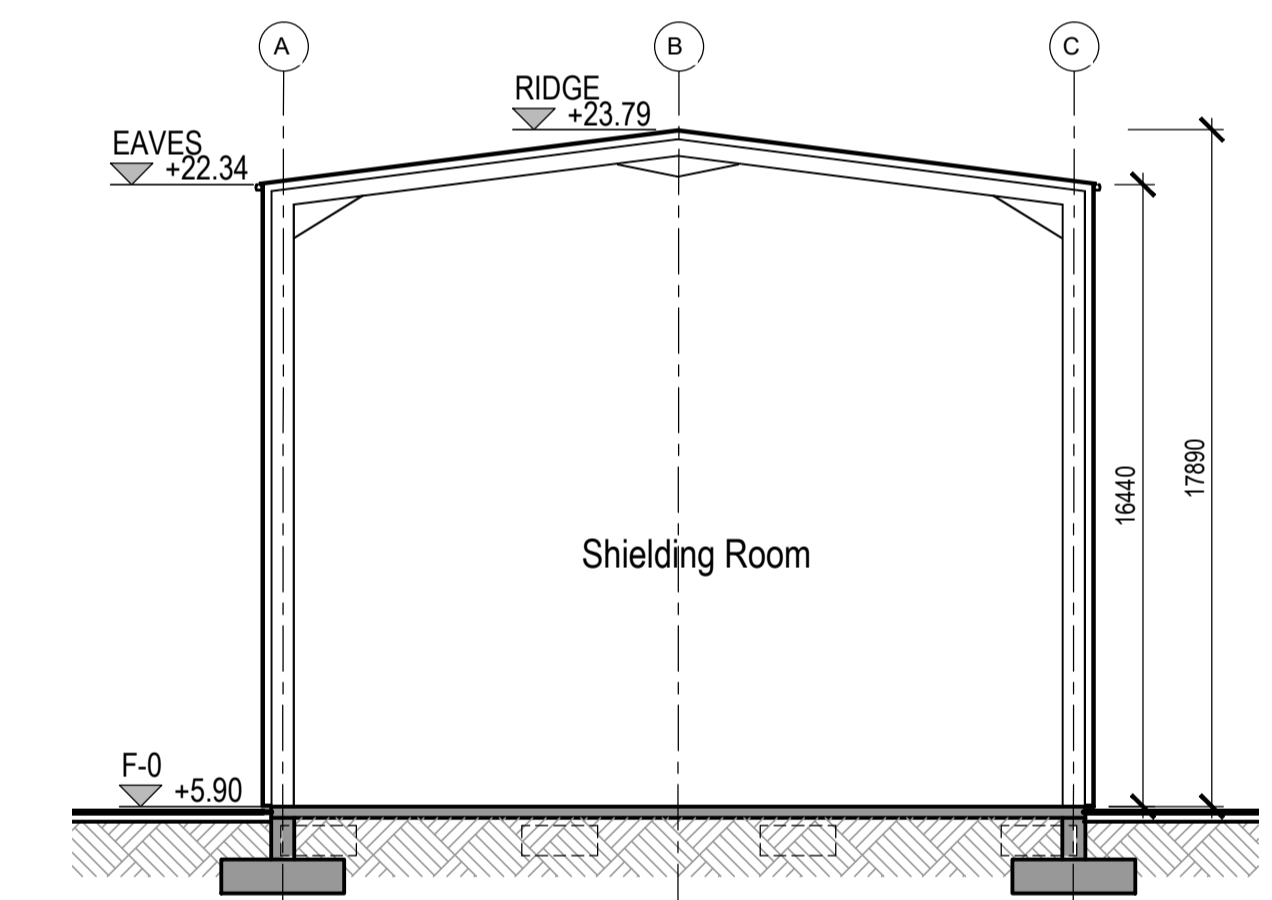
Roof Plan
1:200



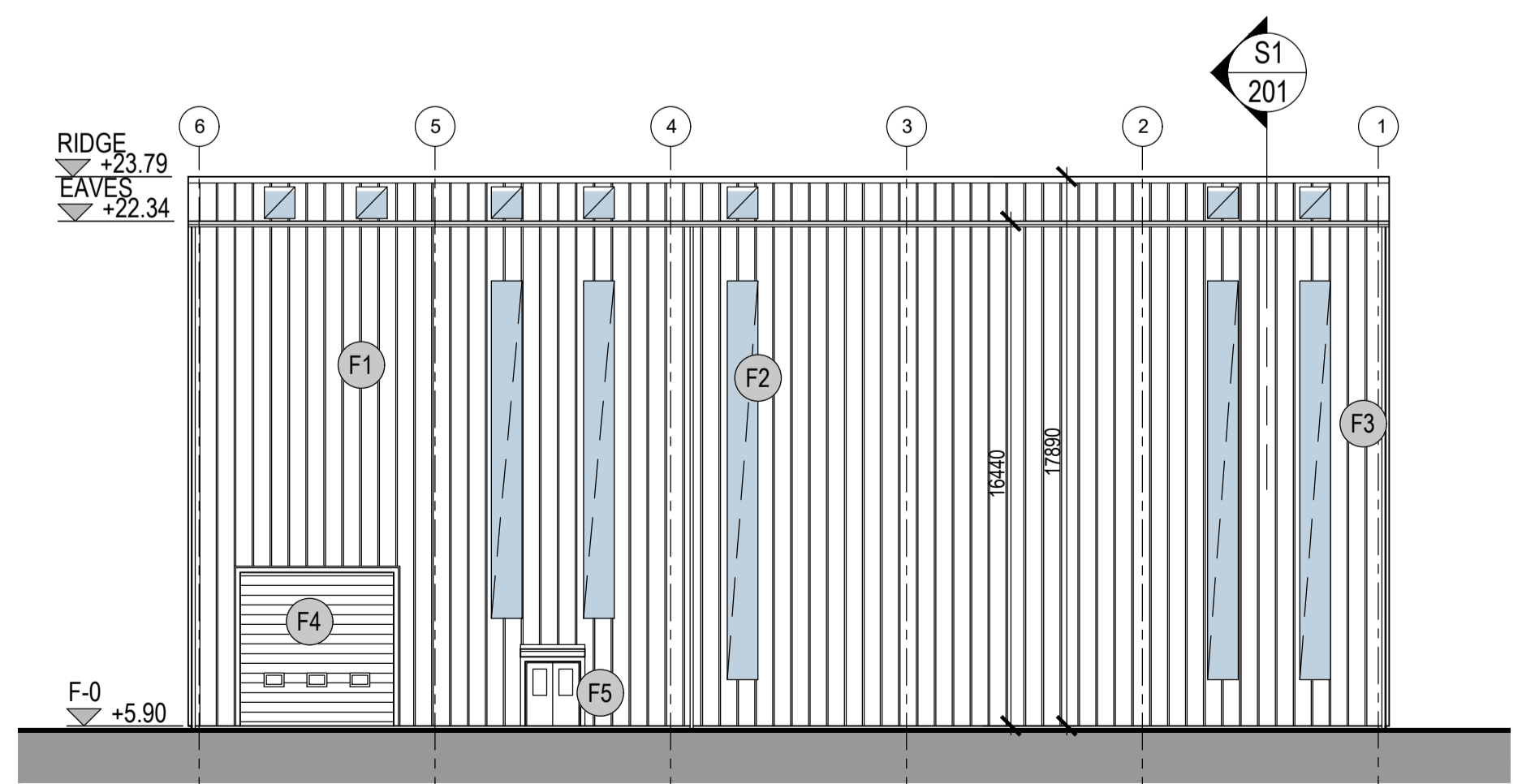
Elevation 1 (to eastern boundary)
1:200



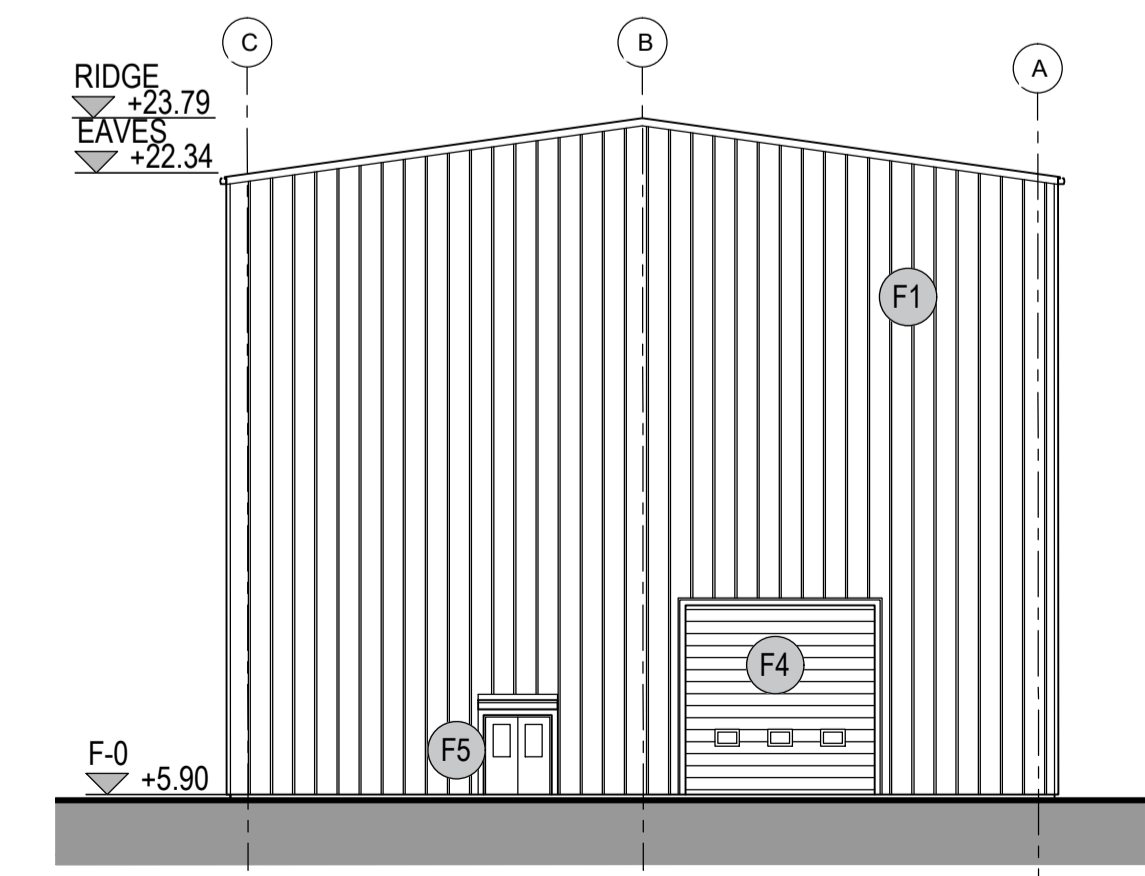
Elevation 3 (to south)
1:200



Section 1
1:200



Elevation 2 (to main factory)
1:200



Elevation 4 (to north)
1:200

EXTERNAL FINISHES

- F1** Kingspan RW1000 40mm trapezoidal roof and wall panels. Powder coated aluminium gutters, ridge capping, corner trims etc. Colour TBC.
- F2** Kingspan daylight trapezoidal insulated rooflight.
- F3** PVC downpipes. Colour TBC.
- F4** Roller shutter door. Powder coated steel with vision panels. colour TBC.
- F5** Steel personnel doors, powder coated. Vision panel. Canopy. Colour TBC.

Rev	Date	Description
P04	24.09.23	revised FFL
P03	21.07.23	amendments following SEI comments. issued for RIBA3 stage approval.
P02	19.07.23	dimensions, levels added
P01	28.06.23	Revisions following client comment


 **SEUK CL**
SUMITOMO ELECTRIC NIGG, TAIN IV19 1QU

Discipline: ARCHITECT



Sheet Title:
FLOOR PLAN, ROOF PLAN, SECTION, ELEVATIONS
SHIELDING ROOM

Sheet Number	PROJECT	ORIGINATOR	VOLUME	LEVEL
	S263	EDA	SRB	ZZ
TYPE	ROLE	NO.	SUIT.	REV.
DR	AR	201	S4	P04

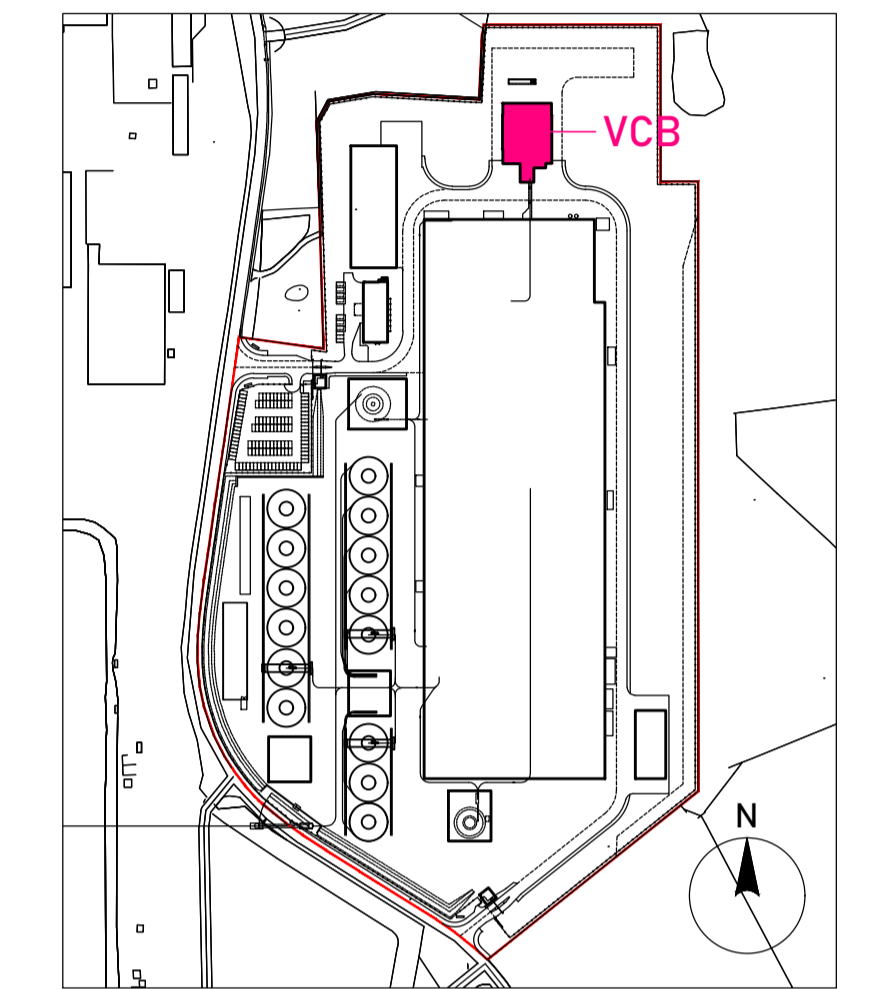
Scale: 1:200 (A1)
Date: 29.05.23
By: ED Chk: ED


EUROPLAN GROUP
Project Management Contractors
Parkview House, Beechill Office Campus,
Clonskeagh, Dublin 4, Eire.
Tel: +353 1 2606578
staprojectteam@europlanservices.com

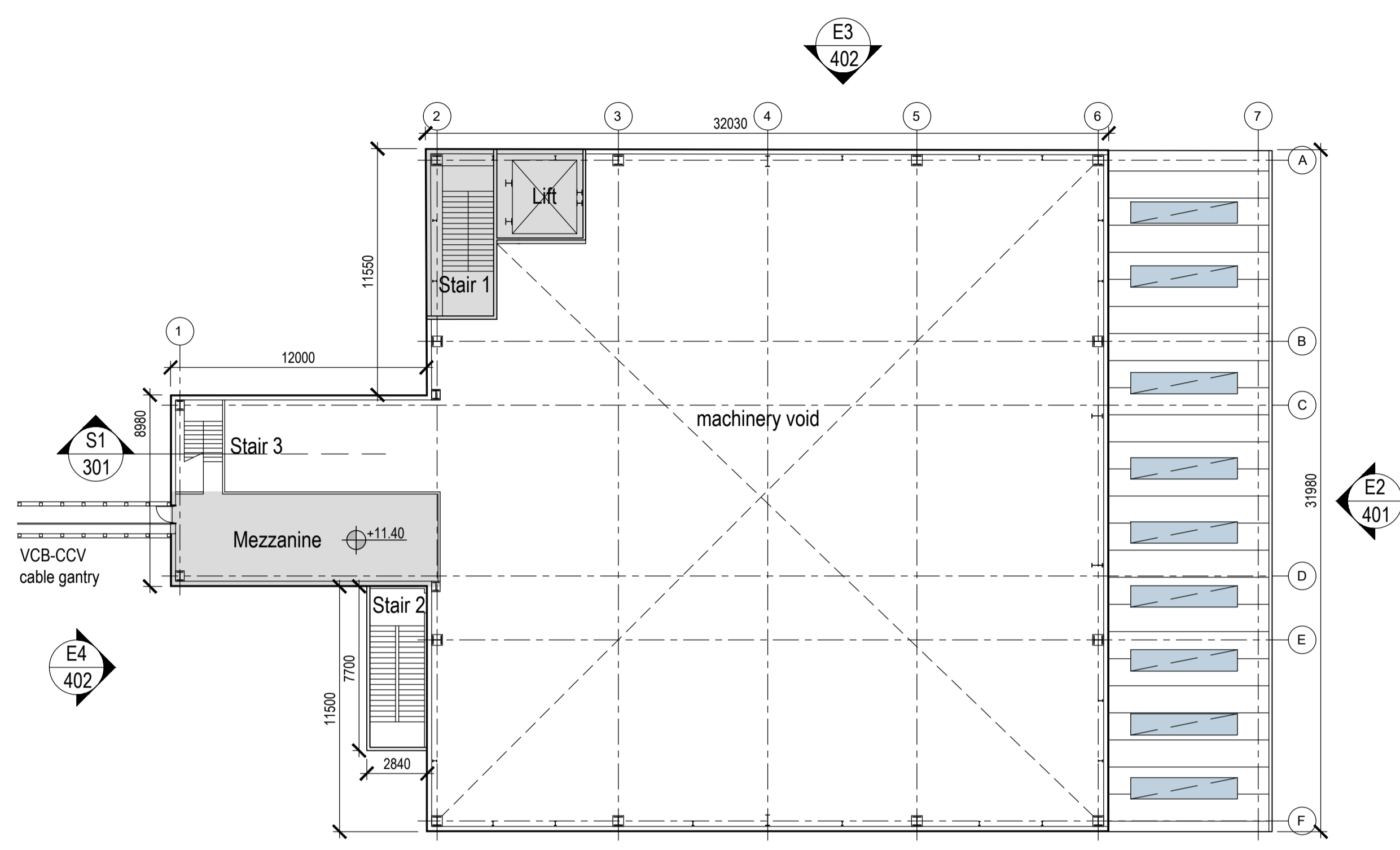
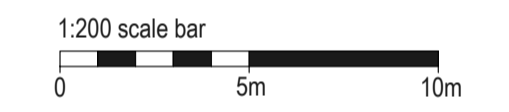
Project Design Team Members

Client	Code SUM/ CL	 SUMITOMO ELECTRIC	SEI Koji-cho Hitachi City, Japan
Project Management Contractors	Code EUR/ PMC	EUROPLAN GROUP	
Civil Engineers	EUR/ CS		
Structural Engineers	EUR/ SE		Parkview House, Beechill Office Campus, Clonskeagh, Dublin 4, Eire. Tel: +353 1 2606578 staprojectteam@europlanservices.com
Mechanical Engineers	EUR/ MP		
Electrical Engineers	EUR/ EL		
Architects	Code EDA/ AR	 eda ARCHITECTS	EDA Architects Ltd Orang Enterprise Centre, 41 Gorman Ind Est, Orang 178 83U edaphan@eda-architects.com

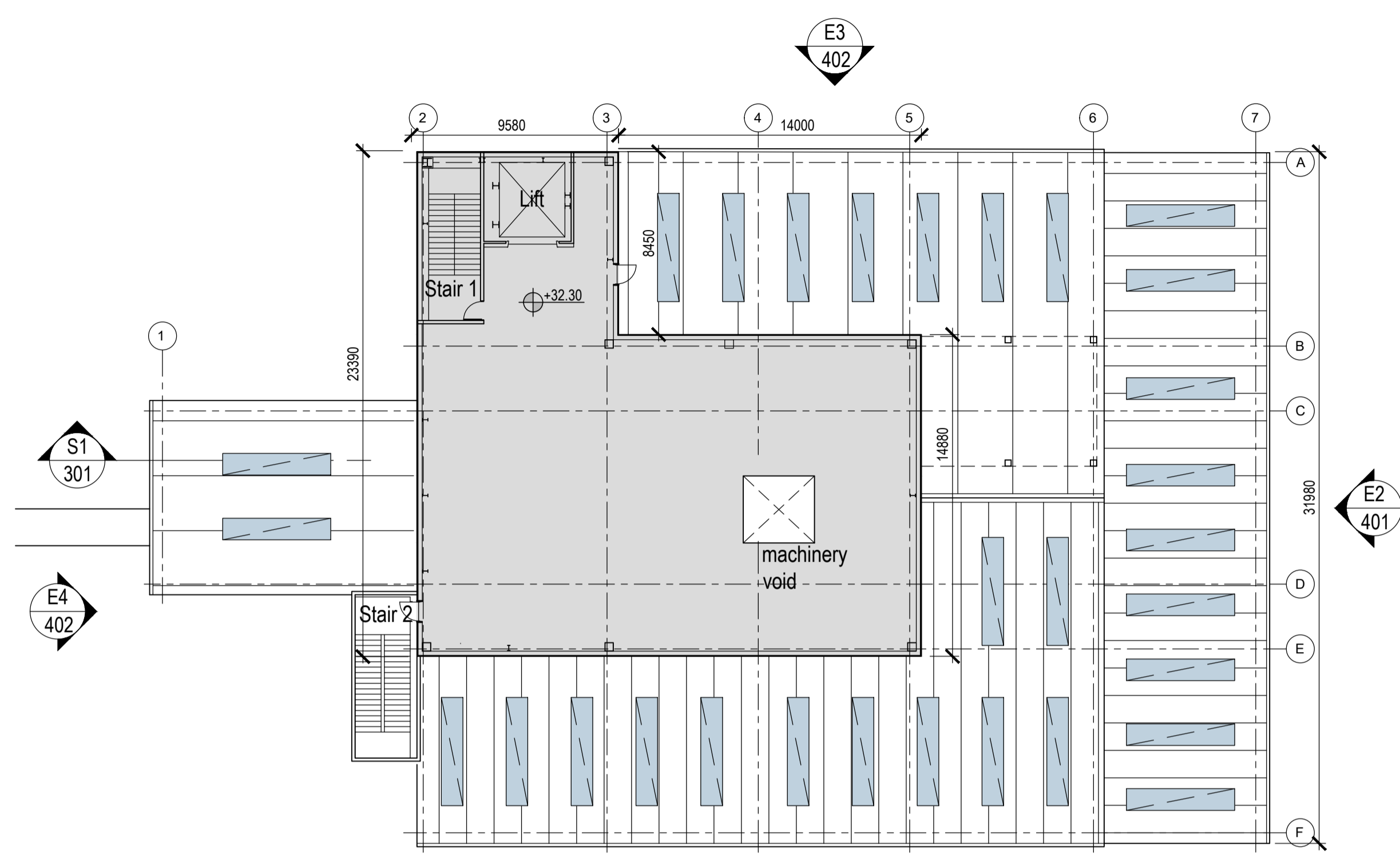
© Copyright EDA Architects Ltd. The Construction (Design and Management) Regulations 2015 apply to this project. Please refer to the 'Pre-Construction Information', 'Construction Phase Plan' and other relevant documents. All dimensions in millimeters. This drawing is subject to statutory approval (planning, building control etc)



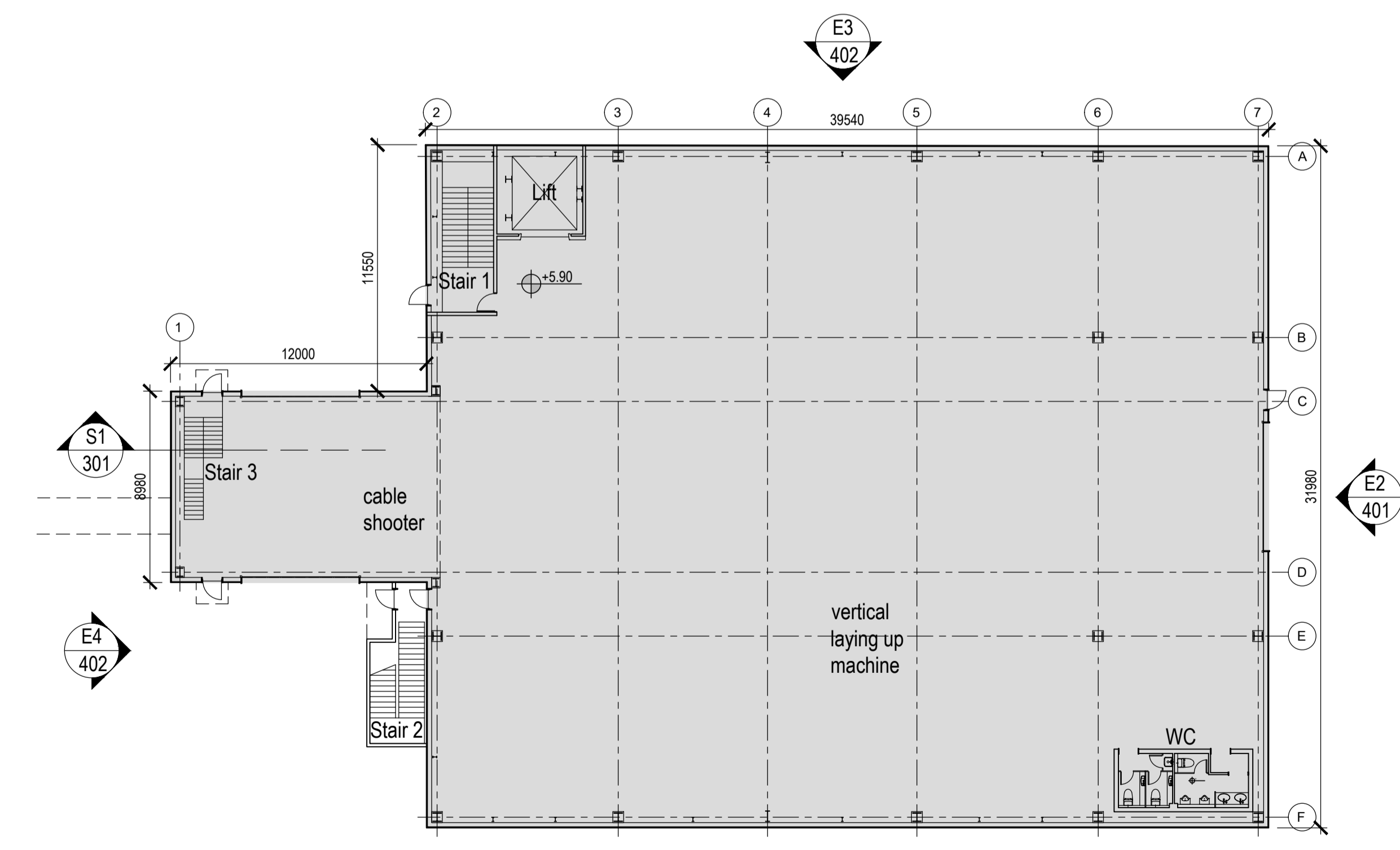
Key Plan



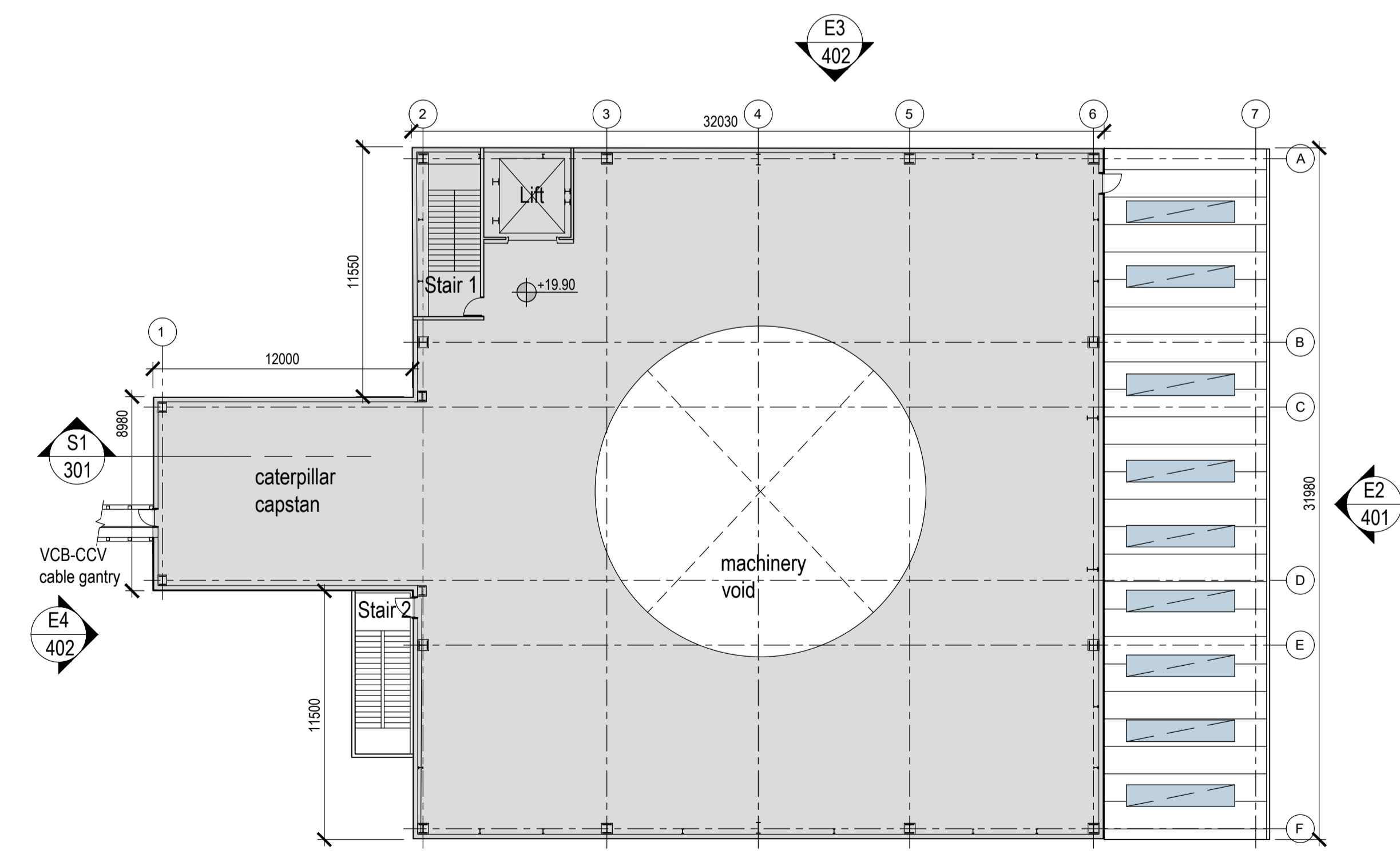
First Floor Plan
1:200



Third Floor Plan
1:200



Ground Floor Plan
1:200



Second Floor Plan
1:200

Rev	Date	Description
P05	22.09.23	revised FFL
P04	17.08.23	minor revisions. RIBA3 issue.
P03	21.07.23	amendments following SEI comments. issued for RIBA3 stage approval.
P02	16.06.23	amendments following SEI comments
P01	14.06.23	amendments following SEI comments

 **SEUK CL**
SUMITOMO ELECTRIC NIGG, TAIN IV19 1QU

Discipline: ARCHITECT




Sheet Title:
GROUND, FIRST, SECOND & THIRD FLOOR PLANS
VERTICAL CABLE BUILDING (VCB)

Sheet Number	PROJECT	ORIGINATOR	VOLUME	LEVEL
S263	EDA	VCB	ZZ	
TYPE	ROLE	NO.	SUIT.	REV.
DR	AR	201	S4	P05

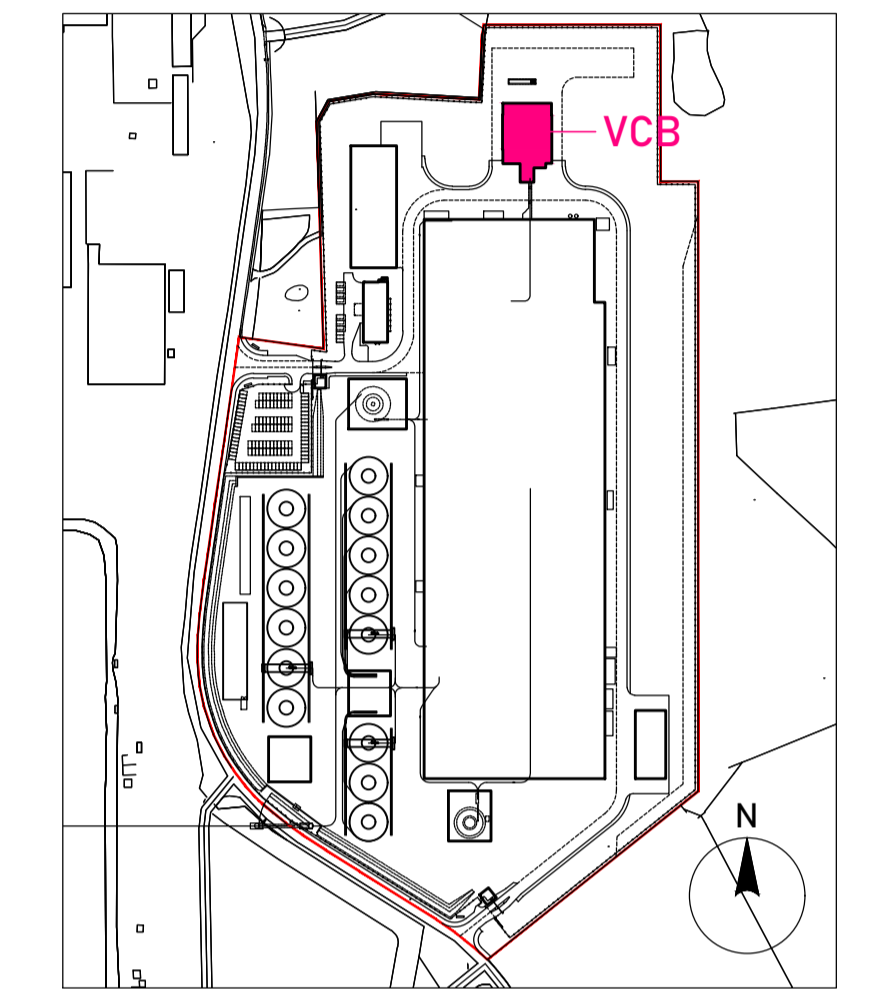
Scale: 1:200 (A1)
Date: 29.05.23
By: ED Chk: ED

EUROPLAN GROUP
Project Management Contractors
Parkview House, Beechill Office Campus,
Clonskeagh, Dublin 4, Eire.
Tel: +353 1 2606578
staprojectteam@europlanservices.com

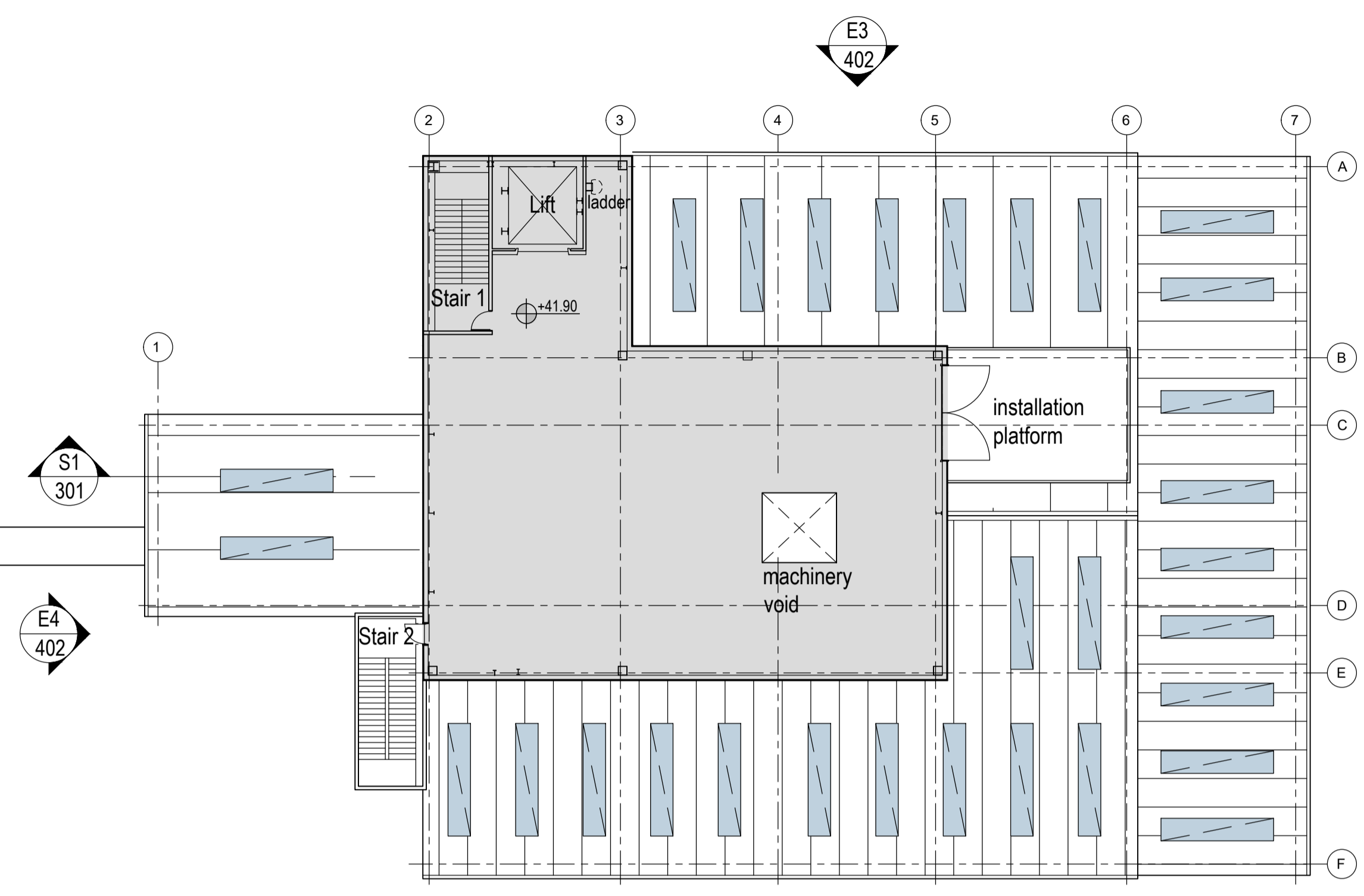
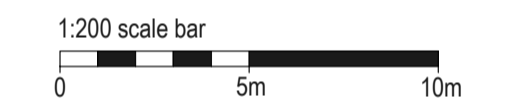
Project Design Team Members

Client	Code SUM/ CL	 SUMITOMO ELECTRIC	SEI Kugi-cho Hitachi City, Japan
Project Management	Code EUR/ PMC	 EUROPLAN GROUP	Parkview House, Beechill Office Campus, Clonskeagh, Dublin 4, Eire. Tel: +353 1 2606578 staprojectteam@europlanservices.com
Contractors	EUR/ CS		
Civil Engineers	EUR/ SE		
Structural Engineers	EUR/ MP		
Mechanical Engineers	EUR/ EL		
Electrical Engineers	Code EDA/ AR	 eda ARCHITECTS	EDA Architects Ltd Omega Enterprise Centre, 41 Gorman Ind Est, Omega Park, Dublin 15 Tel: +353 1 2606578 eda@eda-architects.com

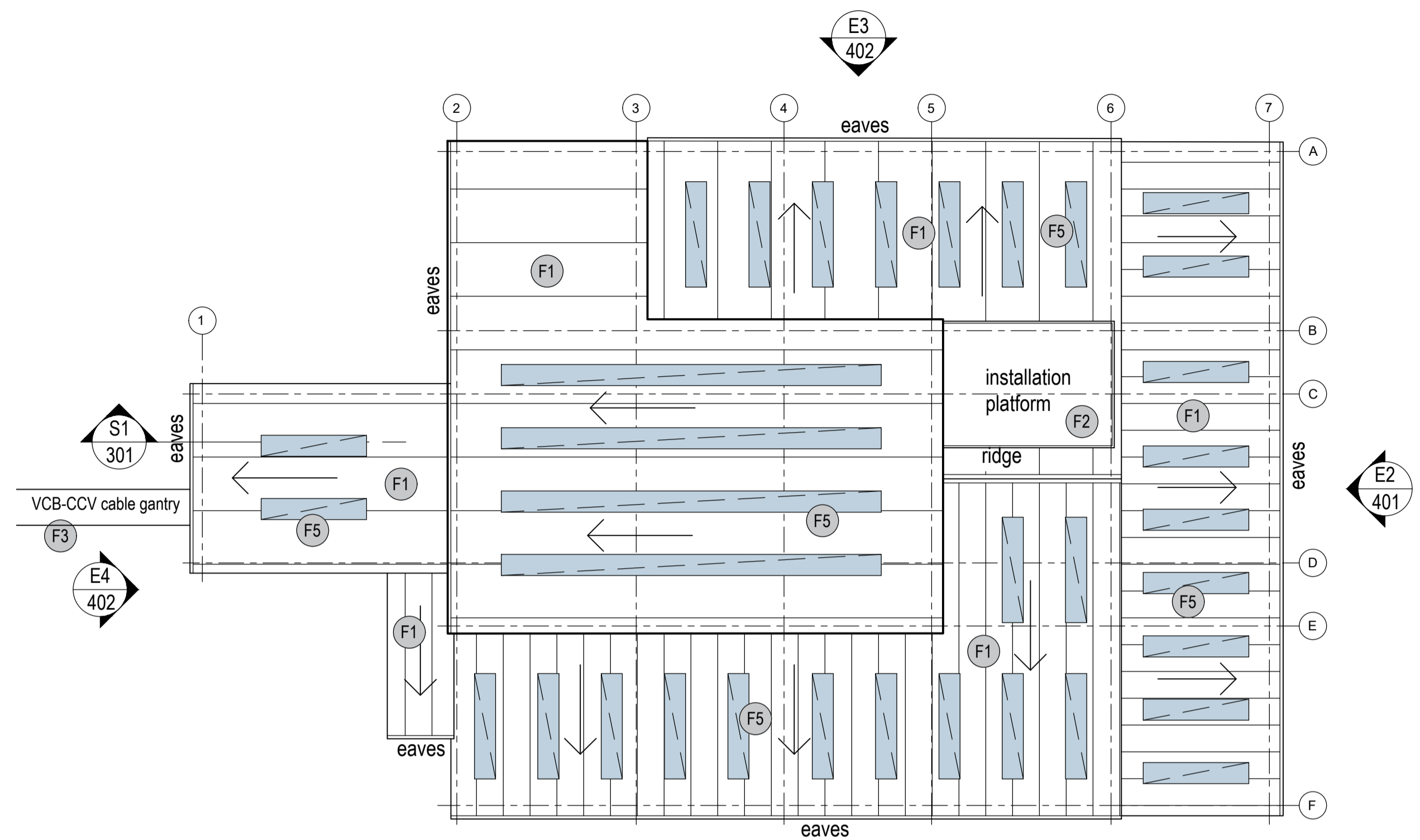
© Copyright EDA Architects Ltd. The Construction (Design and Management) Regulations 2015 apply to this project. Please refer to the 'Pre-Construction Information', 'Construction Phase Plan' and other relevant documents. All dimensions in millimeters. This drawing is subject to statutory approval (planning, building control etc)



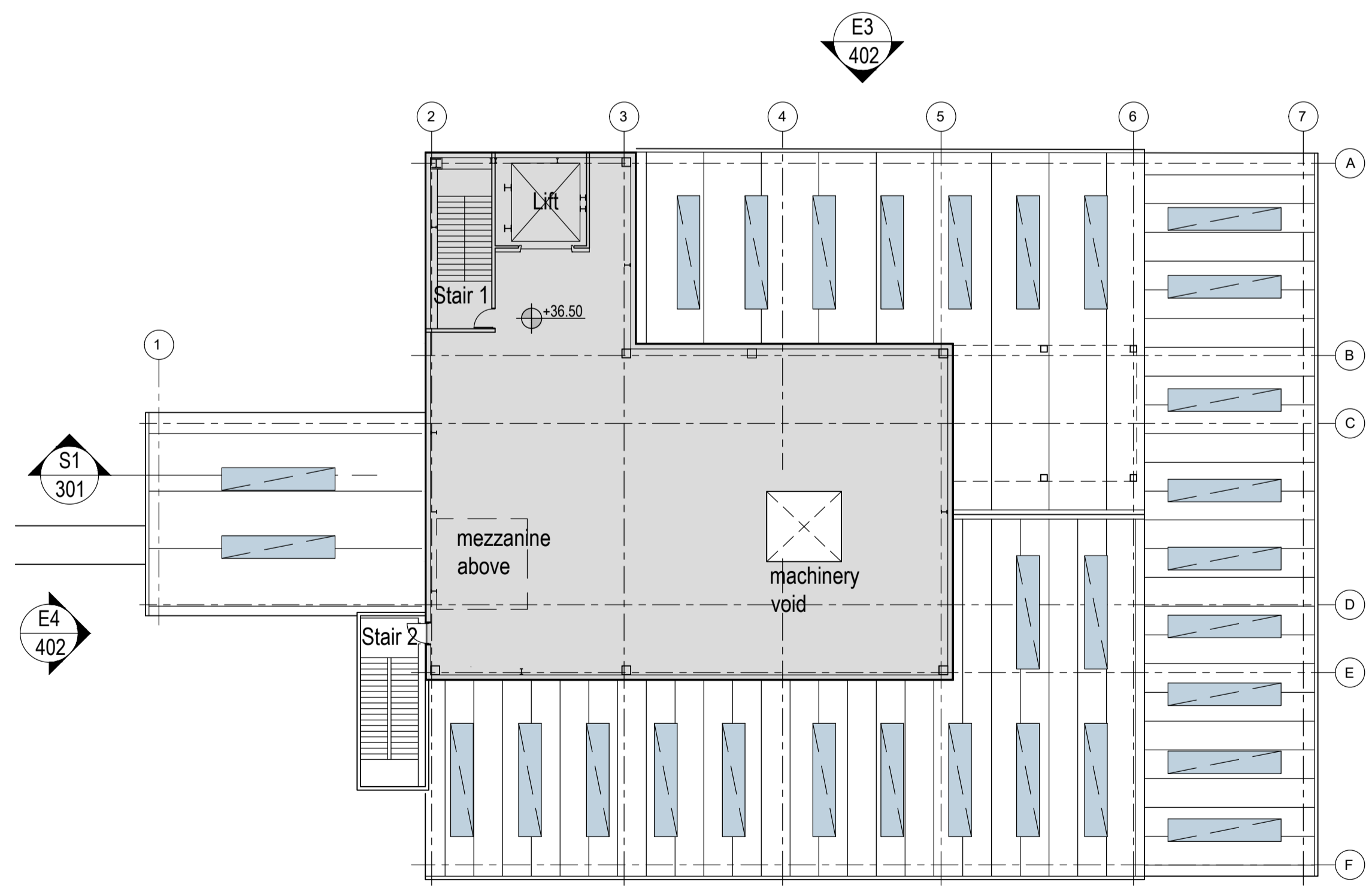
Key Plan



Fifth Floor Plan
1:200



Roof Plan
1:200



Fourth Floor Plan
1:200

EXTERNAL FINISHES

- (F1) Kingspan RW1000 40mm trapezoidal roof and wall panels. Powder coated aluminium gutters, ridge capping, corner trims etc. Colour TBC.
- (F2) Steel deck, expanded metal. Galvanised. Expanded steel mesh guarding.
- (F3) Tensile fabric covering to cable gantry.
- (F4) Galvanised steel box truss, painted.
- (F5) Perspex in-line opaque roof/ wall light
- (F6) Roller shutter door. Powder coated steel with vision panels. colour TBC.
- (F7) Steel personnel doors, powder coated. Vision panel. Colour TBC.

Rev	Date	Description
P05	22.09.23	revised FFL
P04	17.08.23	minor revisions. RIBA3 issue.
P03	21.07.23	amendments following SEI comments. issued for RIBA3 stage approval.
P02	16.06.23	amendments following SEI comments
P01	14.06.23	amendments following SEI comments


 **SEUK CL**
SUMITOMO ELECTRIC NIGG, TAIN IV19 1QU

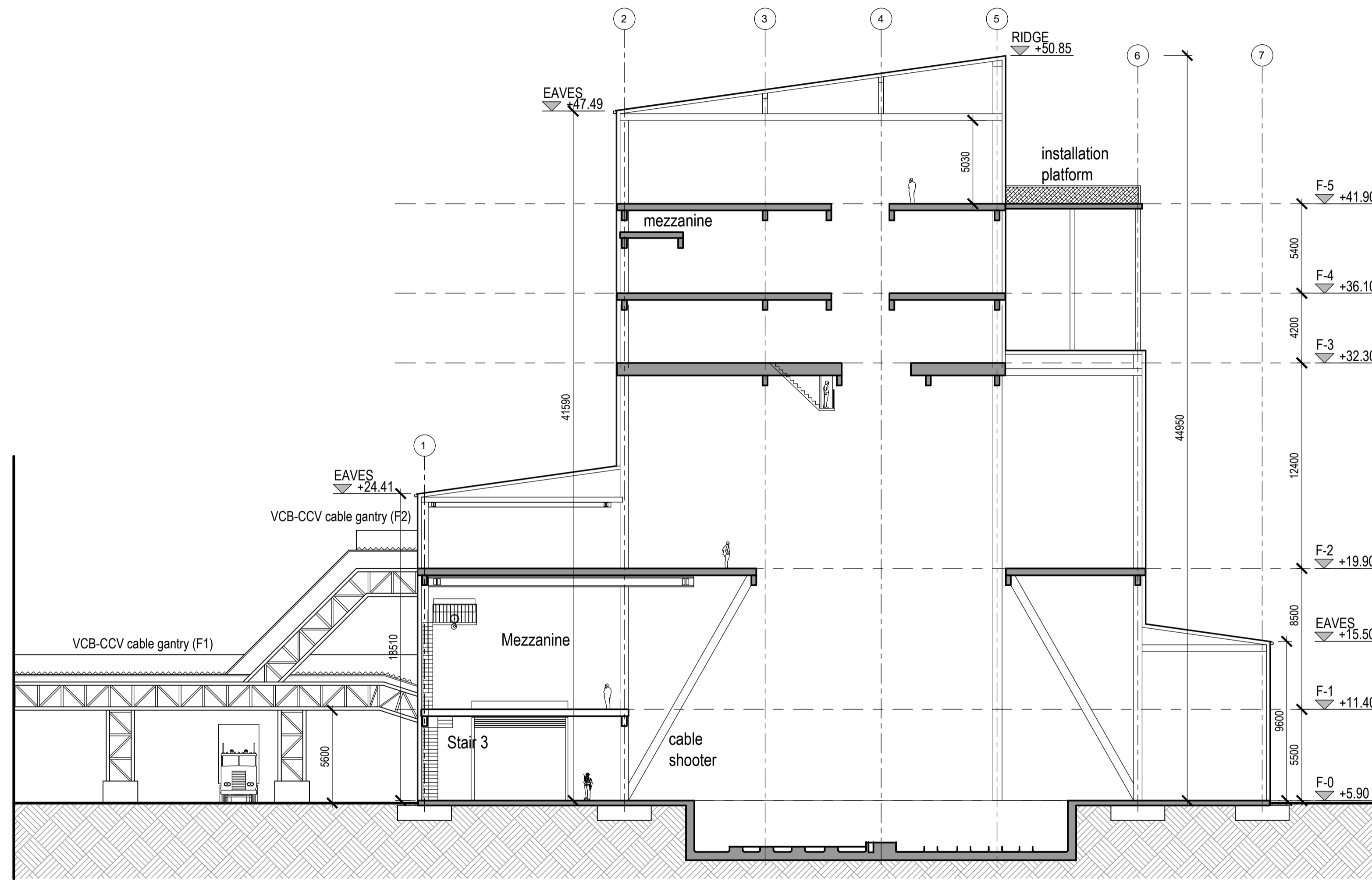
Discipline: ARCHITECT

Sheet Title:
FOURTH & FIFTH FLOOR PLANS. ROOF PLAN.
VERTICAL CABLE BUILDING (VCB)

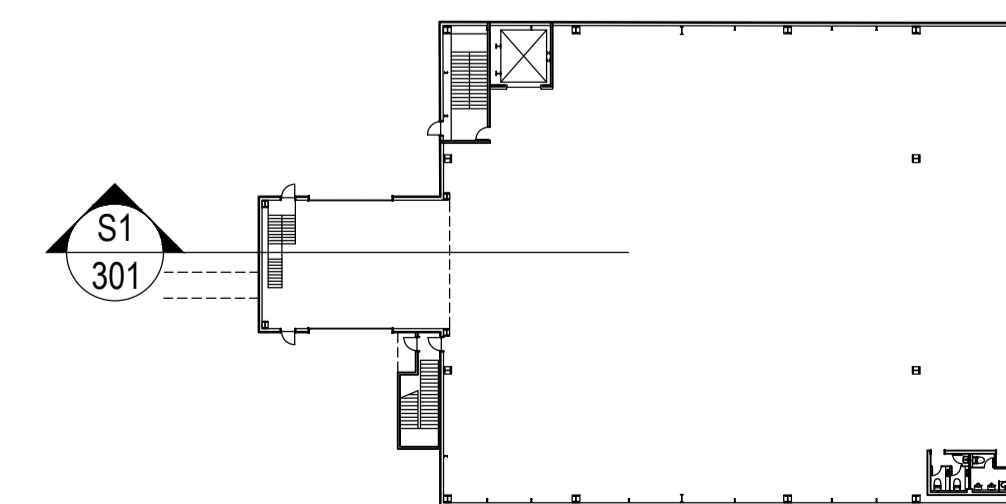
Sheet Number	PROJECT	ORIGINATOR	VOLUME	LEVEL
	S263	EDA	VCB	ZZ
TYPE	ROLE	NO.	SUIT.	REV.
DR	AR	202	S4	P05

Scale: 1:200 (A1)
Date: 29.05.23
By: ED Chk: ED


EUROPLAN GROUP
Project Management Contractors
Parkview House, Beechill Office Campus,
Clonskeagh, Dublin 4, Eire.
Tel: +353 1 2606578
staprojectteam@europlanservices.com



Section 1
1:200

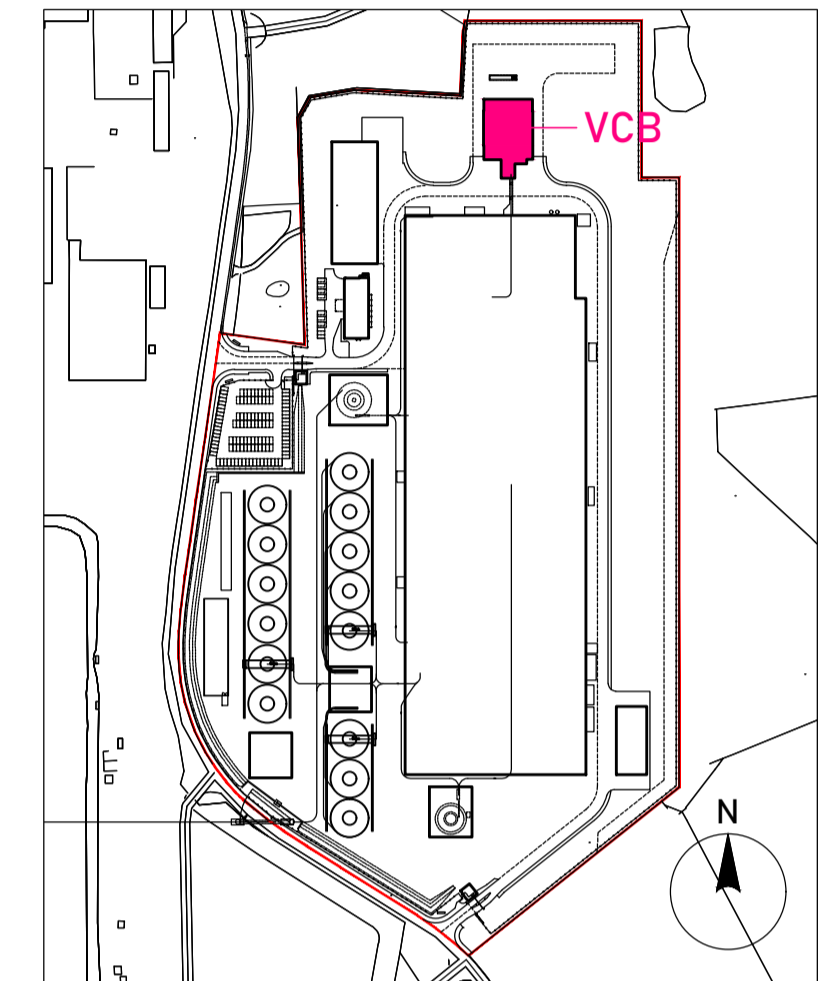


Section/ Elevation Key Plan

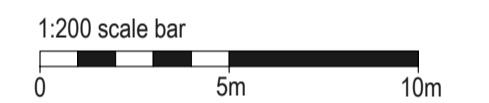
Project Design Team Members

Client	Code SUM/ CL	SEI Koji-cho Hitachi City, Japan
Project Management Contractors	Code EUR/ PMC	EUROPLAN GROUP
Civil Engineers	EUR/ CS	
Structural Engineers	EUR/ SE	Parkview House, Beechill Office Campus, Clonskeagh, Dublin 4, Eire. Tel: +353 1 2606578 staprojectteam@europlanservices.com
Mechanical Engineers	EUR/ MP	
Electrical Engineers	EUR/ EL	
Architects	Code EDA/ AR	EDA ARCHITECTS LTD Omega Enterprise Centre, 41 Gorman Ind Est, Omega Park, Dublin 15, Ireland eda@eda-architects.com

© Copyright EDA Architects Ltd. The Construction (Design and Management) Regulations 2015 apply to this project. Please refer to the 'Pre-Construction Information', 'Construction Phase Plan' and other relevant documents. All dimensions in millimeters. This drawing is subject to statutory approval (planning, building control etc)



Key Plan



Rev	Date	Description
P06	22.09.23	revised FFL
P05	17.08.23	minor revisions. RIBA3 issue.
P04	13.08.23	amendments following SEI comments. issued for RIBA3 stage approval.
P03	21.07.23	amendments following SEI comments. issued for RIBA3 stage approval.
P02	19.07.23	dimensions, levels added.
P01	14.06.23	amendments following SEI comments

SEUK CL
SUMITOMO ELECTRIC NIGG, TAIN IV19 1QU

Discipline: ARCHITECT

Sheet Title:
SECTION 1
VERTICAL CABLE BUILDING (VCB)

Sheet Number	PROJECT	ORIGINATOR	VOLUME	LEVEL
	S263	EDA	VCB	ZZ
TYPE	ROLE	NO.	SUIT.	REV.
DR	AR	301	S4	P06




Scale: 1:200 (A1)

Date: 14.06.23

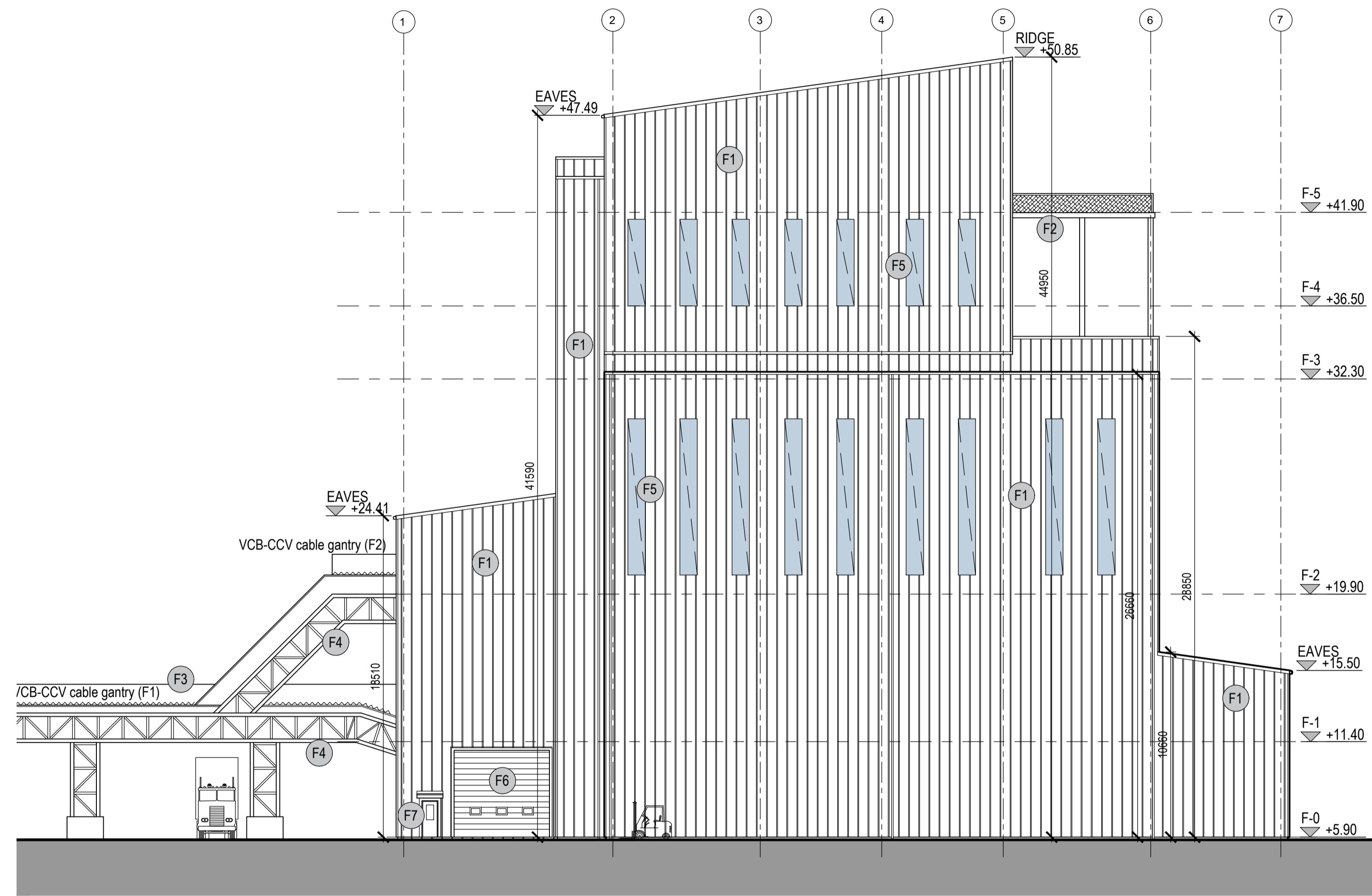
By: ED Chk: ED

EUROPLAN GROUP
Project Management Contractors
Parkview House, Beechill Office Campus,
Clonskeagh, Dublin 4, Eire.
Tel: +353 1 2606578
staprojectteam@europlanservices.com

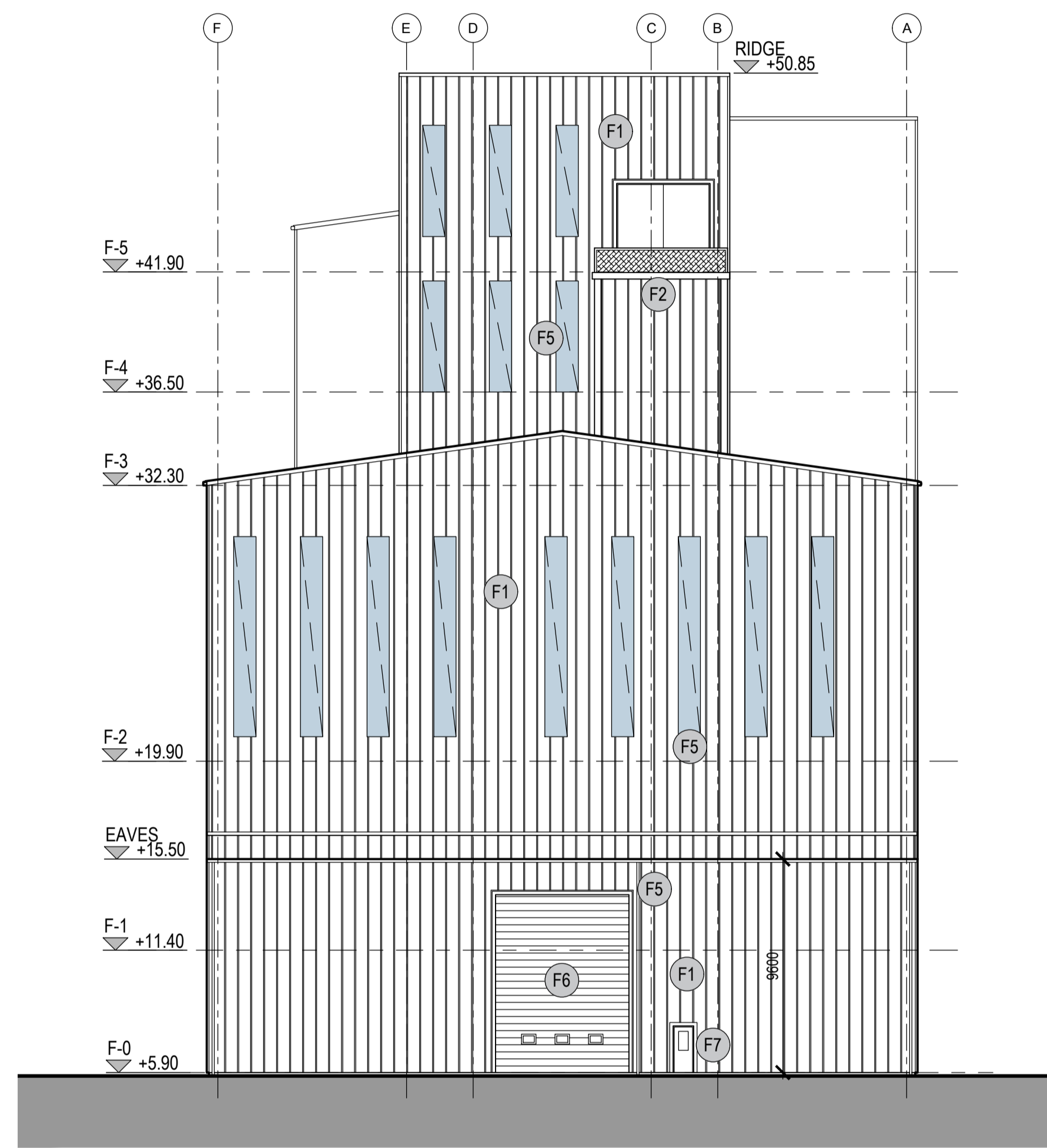
Project Design Team Members

Client	Code SUM/ CL	 SUMITOMO ELECTRIC	SEI Kugi-cho Hitachi City, Japan
Project Management Contractors	Code EUR/ PMC	 EUROPLAN GROUP	Parkview House, Beechill Office Campus, Clonskeagh, Dublin 4, Eire. Tel: +353 1 2606578 staprojectteam@europlanservices.com
Civil Engineers	EUR/ CS		
Structural Engineers	EUR/ SE		
Mechanical Engineers	EUR/ MP		
Electrical Engineers	EUR/ EL		
Architects	Code EDA/ AR	 eda	EDA Architects Ltd Orang Enterprise Centre, 41 Gorman Ind Est, Orang BT8 3JQ eda@eda-architects.com

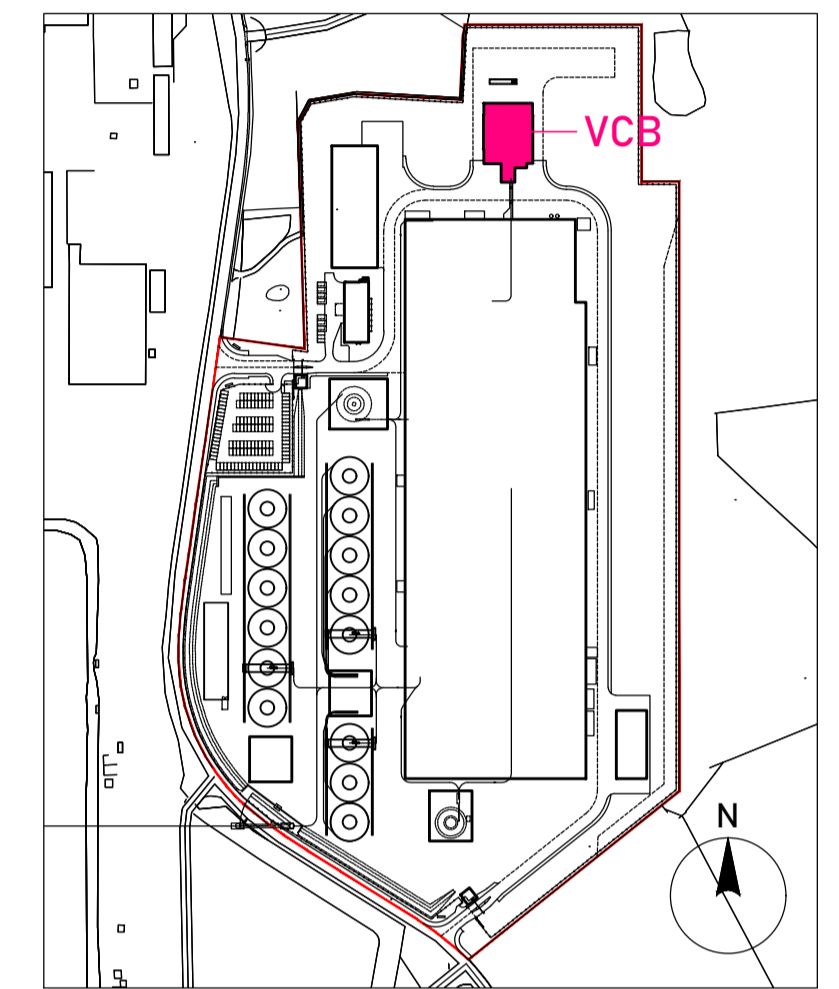
© Copyright EDA Architects Ltd. The Construction (Design and Management) Regulations 2015 apply to this project. Please refer to the 'Pre-Construction Information', 'Construction Phase Plan' and other relevant documents. All dimensions in millimeters. This drawing is subject to statutory approval (planning, building control etc)



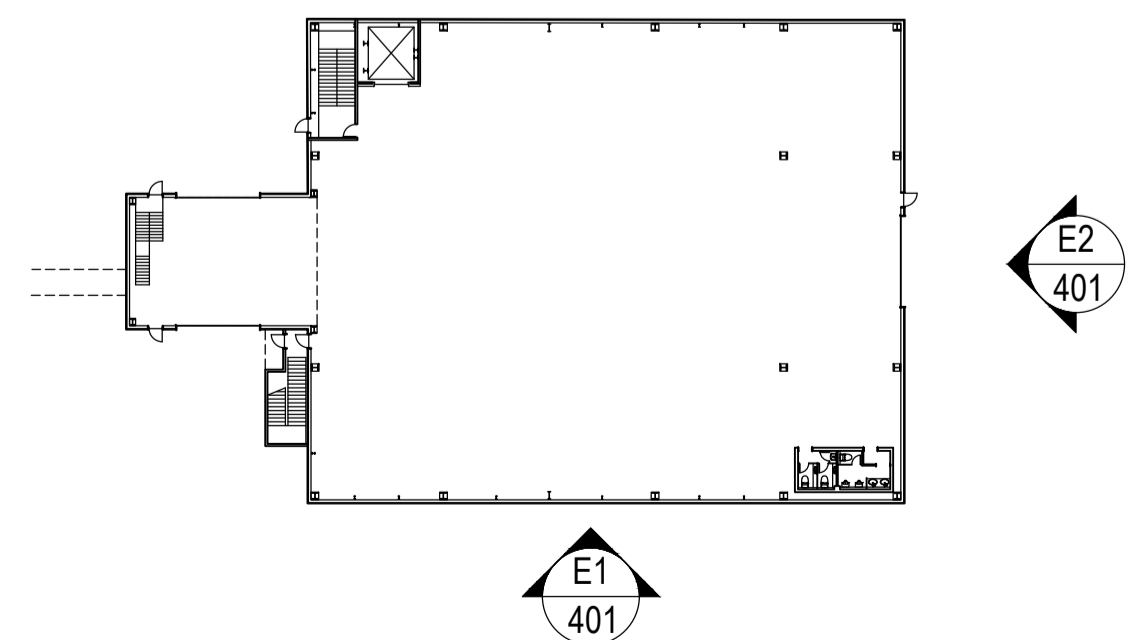
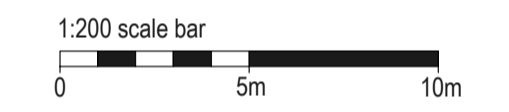
Elevation 1 (to east)
1:200



Elevation 2 (to north)
1:200



Key Plan



Section/ Elevation Key Plan

EXTERNAL FINISHES

- (F1) Kingspan RW1000 40mm trapezoidal roof and wall panels. Powder coated aluminium gutters, ridge capping, corner trims etc. Colour TBC.
- (F2) Steel deck, expanded metal. Galvanised. Expanded steel mesh guarding.
- (F3) Tensile fabric covering to cable gantry.
- (F4) Galvanised steel box truss, painted.
- (F5) Perspex in-line opaque roof/ wall light
- (F6) Roller shutter door. Powder coated steel with vision panels. colour TBC.
- (F7) Steel personnel doors, powder coated. Vision panel. Colour TBC.


Rev	Date	Description
P05	22.09.23	revised FFL
P04	21.07.23	amendments following SEI comments. issued for RIBA3 stage approval.
P03	19.07.23	dimensions, levels added.
P02	16.06.23	amendments following SEI comments
P01	14.06.23	amendments following SEI comments

 **SEUK CL**
SUMITOMO ELECTRIC NIGG, TAIN IV19 1QU 



Discipline: ARCHITECT
Sheet Title:
ELEVATIONS 1 & 2
VERTICAL CABLE BUILDING (VCB)

Sheet Number	PROJECT	ORIGINATOR	VOLUME	LEVEL
	S263	EDA	VCB	ZZ
TYPE	ROLE	NO.	SUIT.	REV.
DR	AR	401	S4	P05

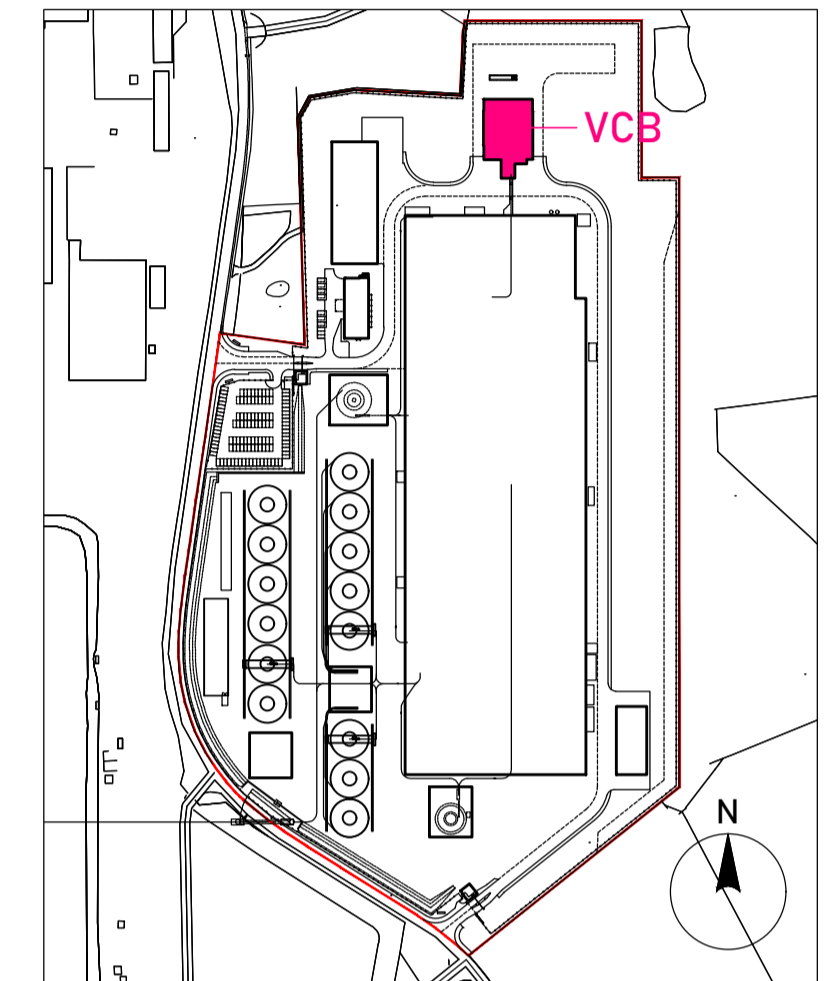
Scale: 1:200 (A1)
Date: 29.05.23
By: ED Chk: ED


EUROPLAN GROUP
Project Management Contractors
Parkview House, Beechill Office Campus,
Clonskeagh, Dublin 4, Eire.
Tel: +353 1 2606578
staprojectteam@europlanservices.com

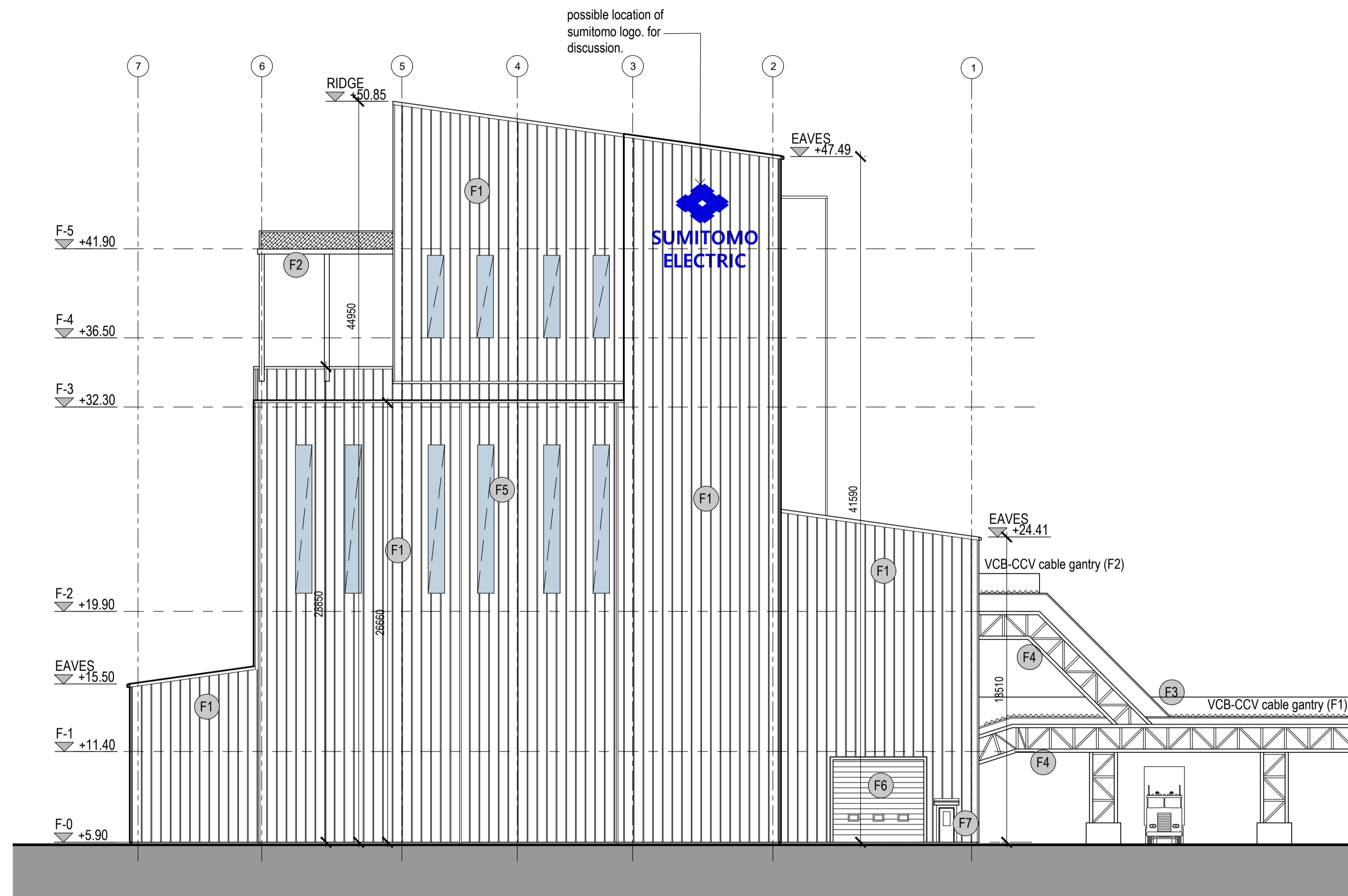
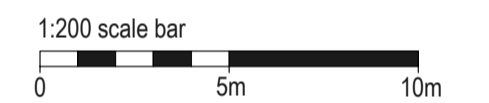
Project Design Team Members

Client	Code SUM/ CL	 SUMITOMO ELECTRIC	SEI Kaji-cho Hitachi City, Japan
Project Management Contractors	Code EUR/ PMC	EUROPLAN GROUP	
Civil Engineers	EUR/ CS		
Structural Engineers	EUR/ SE		Parkview House, Beechill Office Campus, Clonskeagh, Dublin 4, Eire. Tel: +353 1 2606578 staprojectteam@europianservices.com
Mechanical Engineers	EUR/ MP		
Electrical Engineers	EUR/ EL		
Architects	Code EDA/ AR	 eda ARCHITECTS	EDA Architects Ltd Omega Enterprise Centre, 41 Gorman Ind Est, Omega Park, Ballybrack, Dublin 12, Ireland eda@eda-architects.com

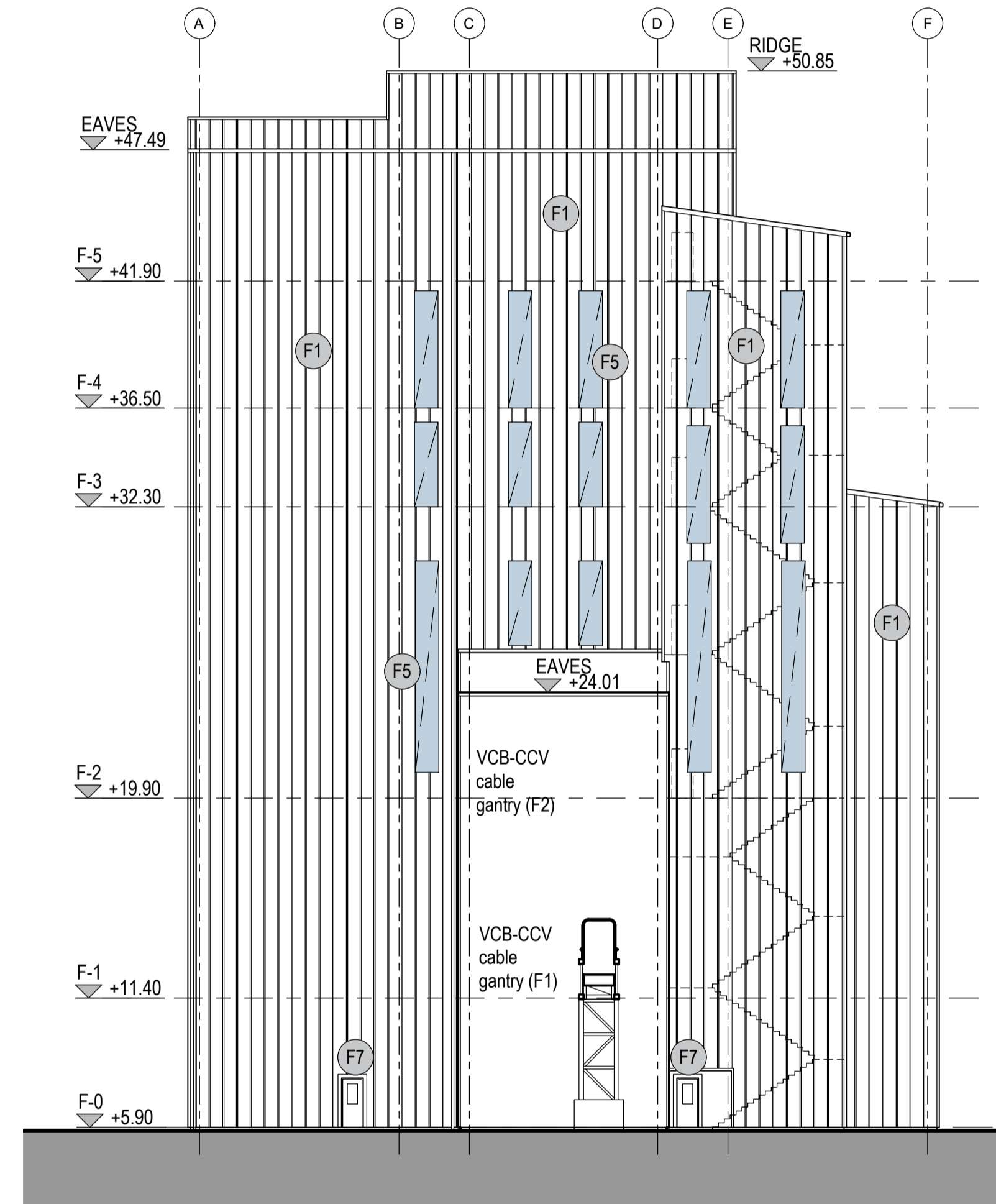
© Copyright EDA Architects Ltd. The Construction (Design and Management) Regulations 2015 apply to this project. Please refer to the 'Pre-Construction Information', 'Construction Phase Plan' and other relevant documents. All dimensions in millimeters. This drawing is subject to statutory approval (planning, building control etc)



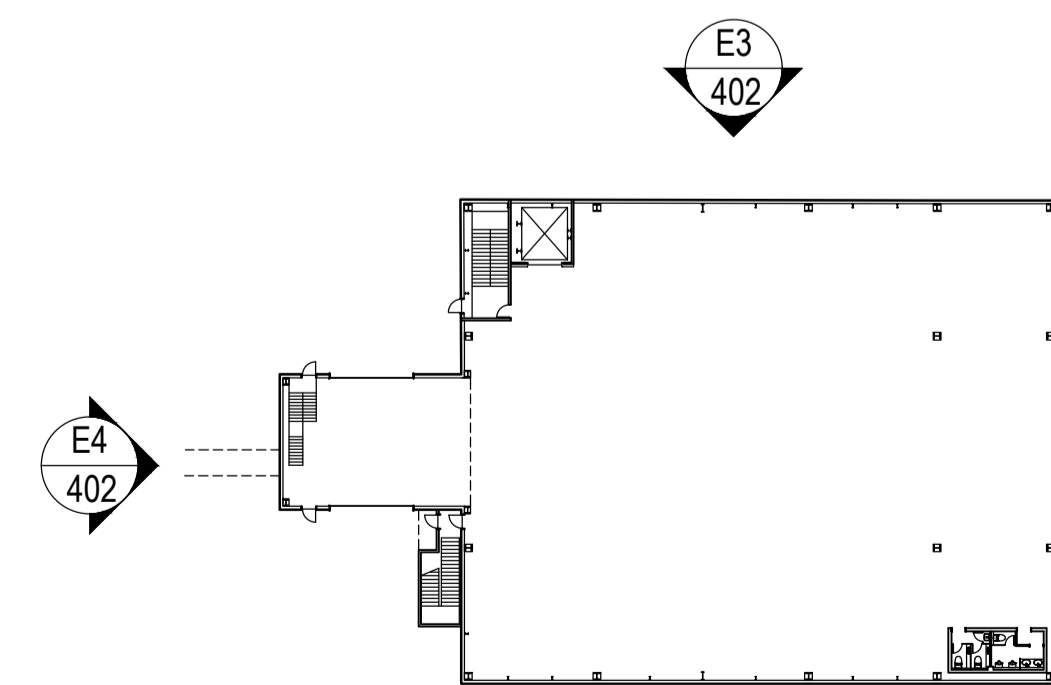
Key Plan



Elevation 3 (to West)
1:200



Elevation 4 (to South)
1:200



Section/ Elevation Key Plan

EXTERNAL FINISHES

- F1 Kingspan RW1000 40mm trapezoidal roof and wall panels. Powder coated aluminium gutters, ridge capping, corner trims etc. Colour TBC.
- F2 Steel deck, expanded metal. Galvanised. Expanded steel mesh guarding.
- F3 Tensile fabric covering to cable gantry.
- F4 Galvanised steel box truss, painted.
- F5 Perspex in-line opaque roof/ wall light
- F6 Roller shutter door. Powder coated steel with vision panels. colour TBC.
- F7 Steel personnel doors, powder coated. Vision panel. Colour TBC.

Rev	Date	Description
P05	22.09.23	revised FFL
P04	21.07.23	amendments following SEI comments. issued for RIBA3 stage approval.
P03	19.07.23	dimensions, levels added.
P02	16.06.23	amendments following SEI comments
P01	14.06.23	amendments following SEI comments

 **SEUK CL**
SUMITOMO ELECTRIC NIGG, TAIN IV19 1QU

Discipline: ARCHITECT

Sheet Title:
ELEVATIONS 3 & 4
VERTICAL CABLE BUILDING (VCB)

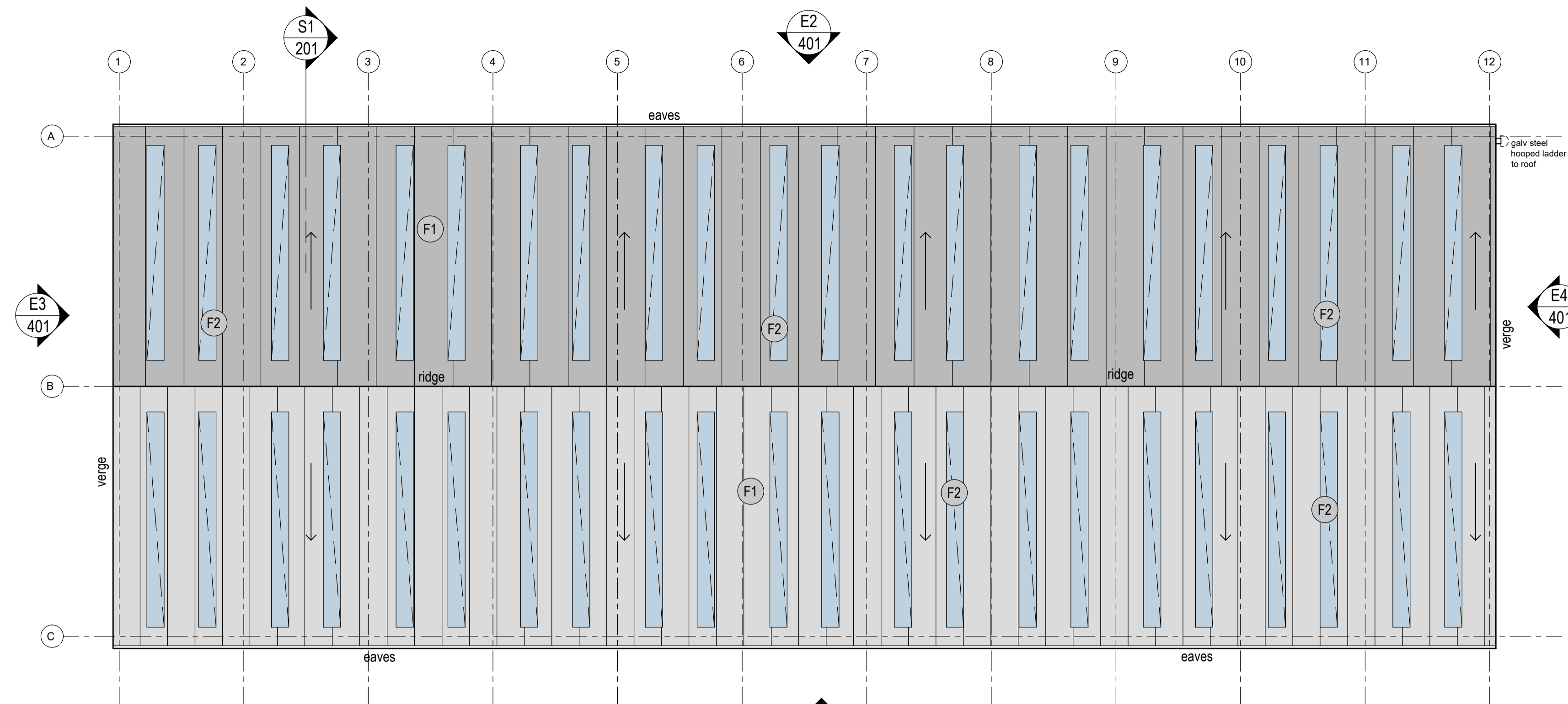
Sheet Number	PROJECT	ORIGINATOR	VOLUME	LEVEL
	S263	EDA	VCB	ZZ
TYPE	ROLE	NO.	SUIT.	REV.
DR	AR	402	S4	P05

Scale: 1:200 (A1)

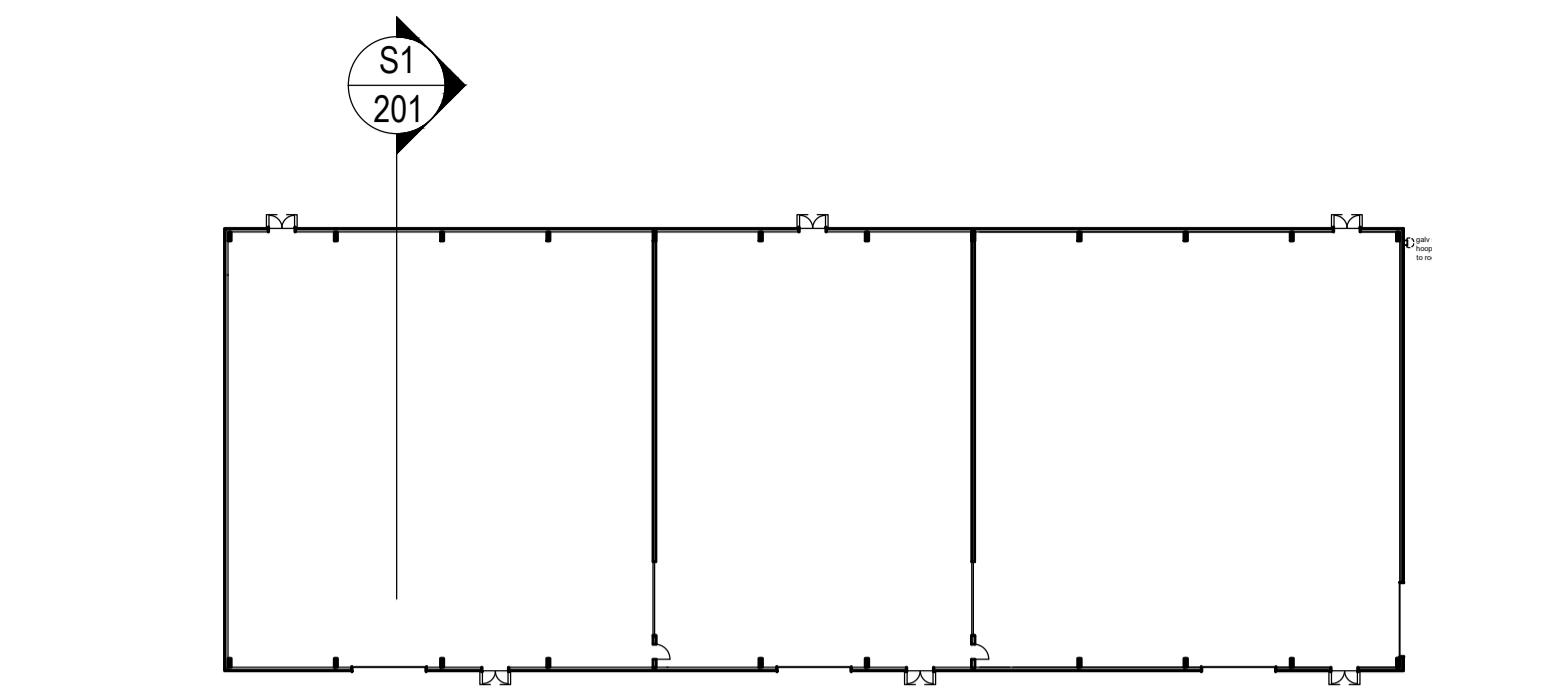
Date: 29.05.23

By: ED Chk: ED

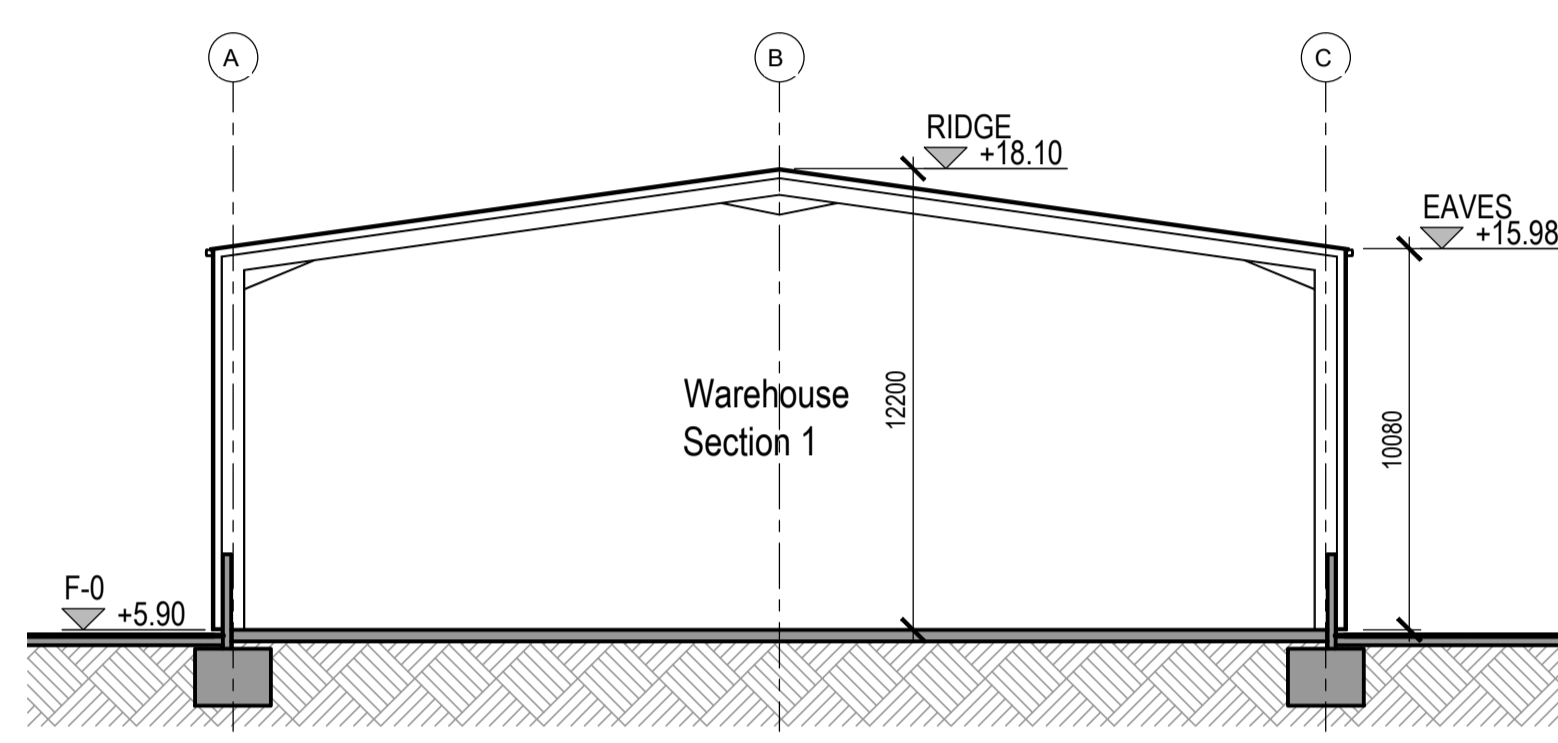
EUROPLAN GROUP
Project Management Contractors
Parkview House, Beechill Office Campus,
Clonskeagh, Dublin 4, Eire.
Tel: +353 1 2606578
staprojectteam@europianservices.com



Roof Plan 1:200



Section/ Elevation Key Plan

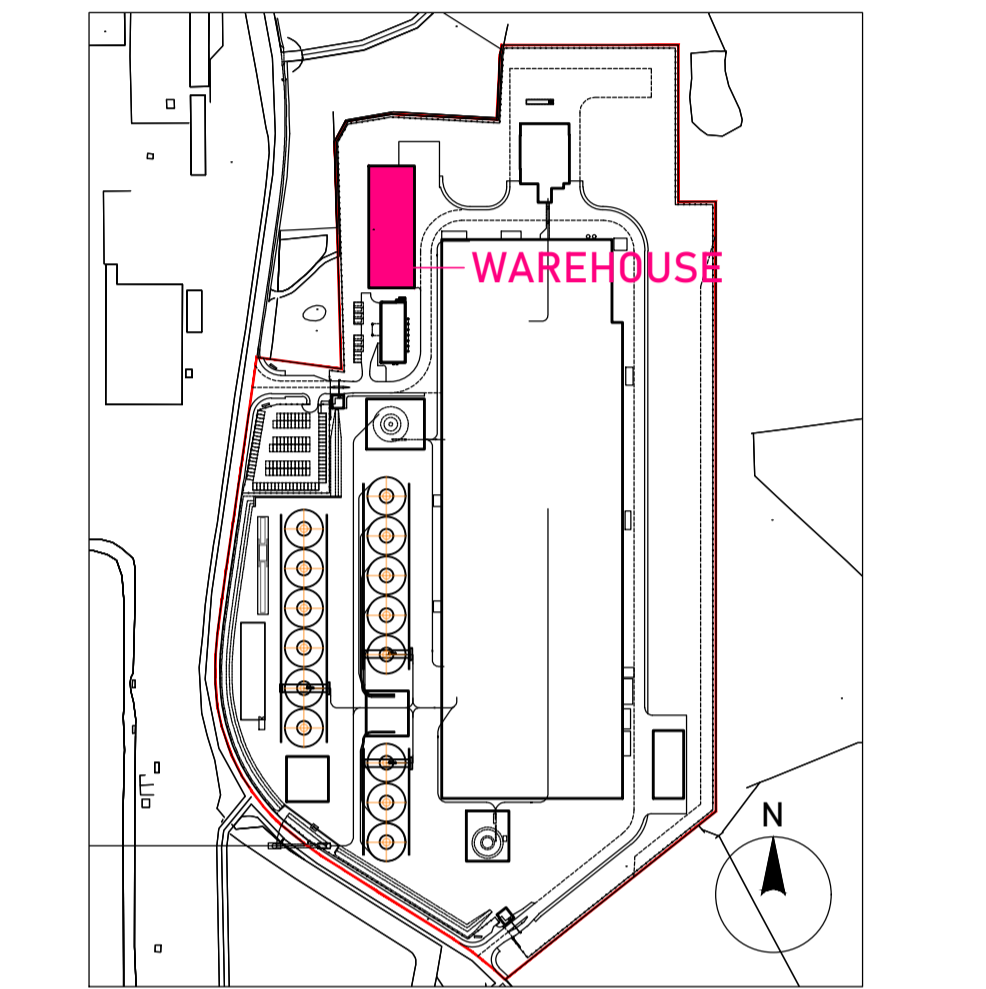


Section 1 1:200

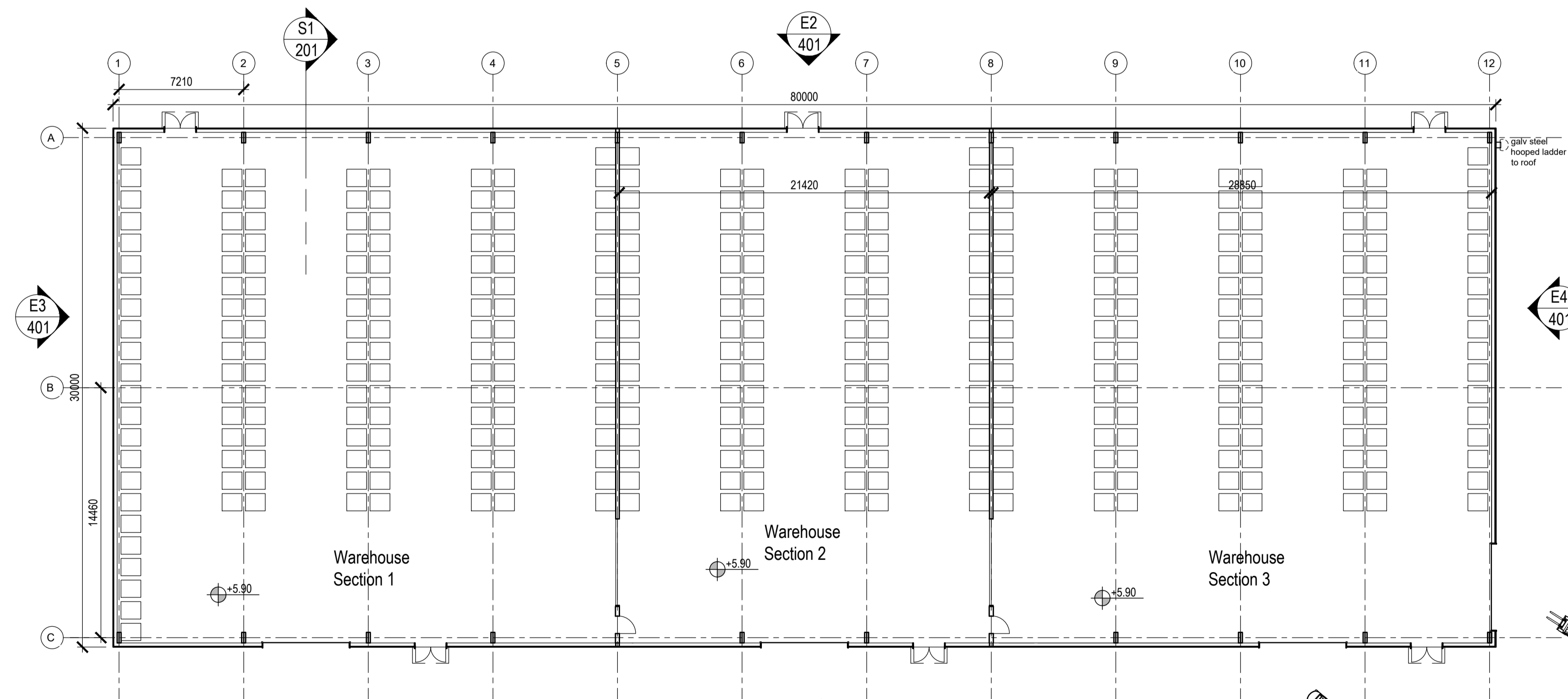
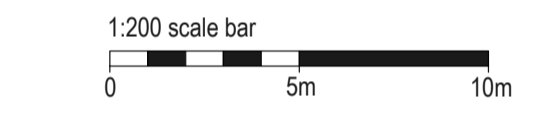
Project Design Team Members

Client	Code SUM/ CL	SUMITOMO ELECTRIC	SEI Kyojiko Hitachi City Japan
Project Management Contractors	Code EUR/ PMC	EUROPLAN GROUP	
Civil Engineers	EUR/ CS		
Structural Engineers	EUR/ SE		
Mechanical Engineers	EUR/ MP		
Electrical Engineers	EUR/ EL		
Architects	Code EDA/ AR	eda	EDA Architects Ltd Orangh Enterprise Center 41 Gortabb 1st Est. Clonsilla, Dublin 4, Eire. Tel: +353 1 2606578 staprojectteam@europlanservices.com

© Copyright EDA Architects Ltd. The Construction (Design and Management) Regulations 2015 apply to this project. Please refer to the 'Pre-Construction Information', 'Construction Phase Plan' and other relevant documents. All dimensions in millimeters. This drawing is subject to statutory approval (planning, building control etc)



Key Plan



Ground Floor Plan 1:200



Rev	Date	Description
P06	22.09.23	revised FFL
P05	03.08.23	amendments following SEI comments. issued for RIBA3 stage approval.
P04	21.07.23	amendments following SEI comments. issued for RIBA3 stage approval.
P03	19.07.23	dimensions, eaves levels added.
P02	04.07.23	unloading canopy omitted.
P01	27.06.23	substantial revision following SEI comments

SUMITOMO ELECTRIC **SEUK CL**
NIGG, TAIN IV19 1QU




Discipline: ARCHITECT
Sheet Title:
FLOOR PLAN. ROOF PLAN. CROSS SECTION.
WAREHOUSE BUILDING

Sheet Number	PROJECT S263	ORIGINATOR EDA	VOLUME WH	LEVEL ZZ
TYPE	ROLE	NO.	SUIT.	REV.
DR	AR	201	S4	P06

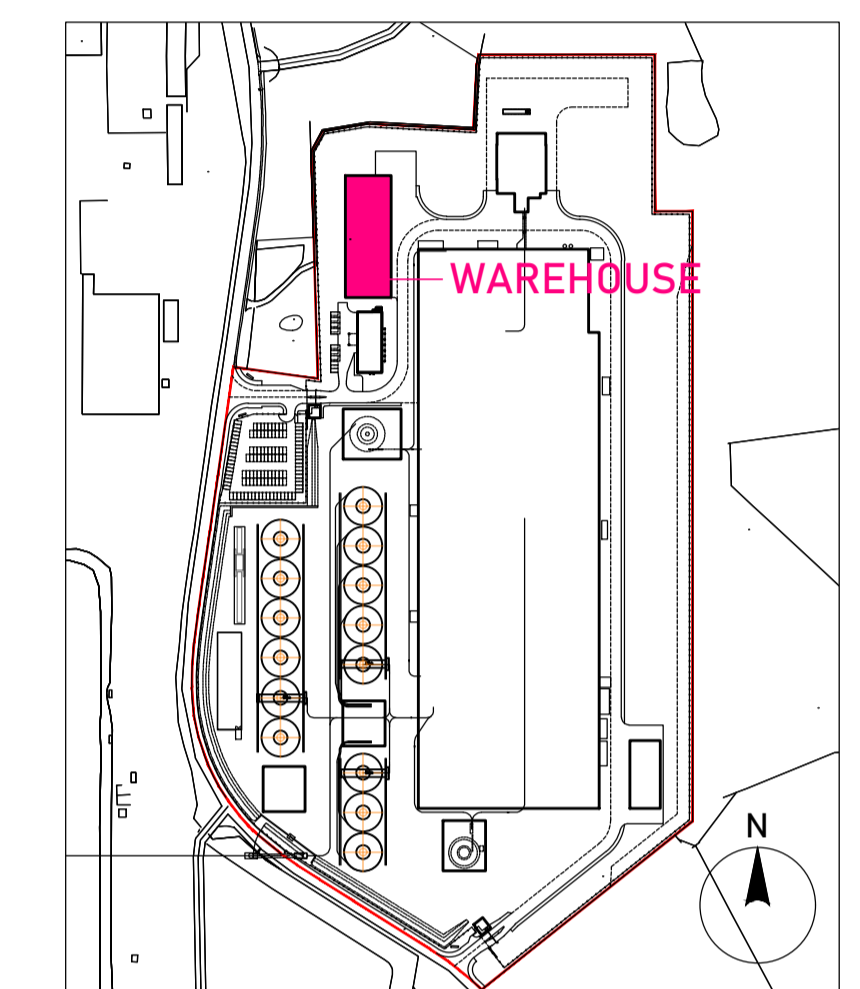
Scale: 1:200 (A1)
Date: 29.05.23
By: ED Chk: ED

EUROPLAN GROUP
Project Management Contractors
Parkview House, Beechill Office Campus,
Clonsilla, Dublin 4, Eire.
Tel: +353 1 2606578
staprojectteam@europlanservices.com

Project Design Team Members

Client	Code SUM/ CL	 SUMITOMO ELECTRIC SEI, Kujicho Hitachi City Japan
Project Management Contractors	Code EUR/ PMC	 EUROPLAN GROUP Parkview House, Beechill Office Campus, Clonskeagh, Dublin 4, Eire. Tel: +353 1 2606578 staprojectteam@europlanservices.com
Civil Engineers	EUR/ CS	
Structural Engineers	EUR/ SE	
Mechanical Engineers	EUR/ MP	
Electrical Engineers	EUR/ EL	
Architects	Code EDA/ AR	 eda EDA Architects Ltd Design, Engineer, Create 41 Garsah Road East, Clonsilla, Dublin 15, Ireland Tel: +353 1 2606578 edat@eda-architects.com

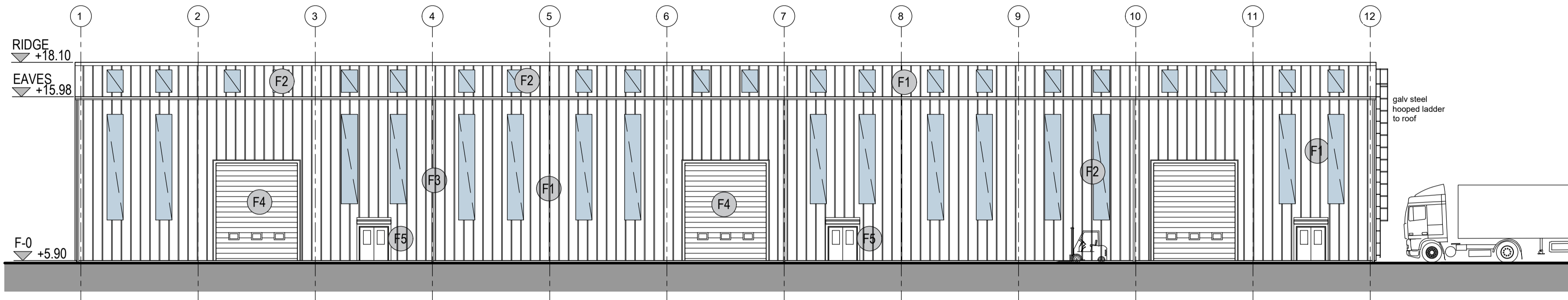
© Copyright EDA Architects Ltd. The Construction (Design and Management) Regulations 2015 apply to this project. Please refer to the 'Pre-Construction Information', 'Construction Phase Plan' and other relevant documents. All dimensions in millimeters. This drawing is subject to statutory approval (planning, building control etc)



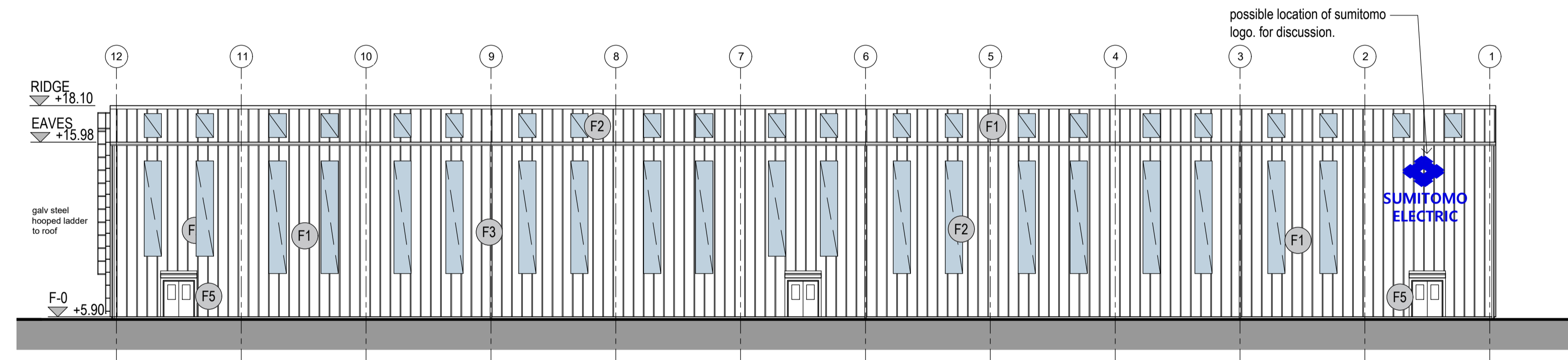
Key Plan



Rev	Date	Description
P06	22.09.23	revised FFL
P05	13.08.23	amendments following SEI comments. issued for RIBA3 stage approval.
P04	03.08.23	amendments following SEI comments. issued for RIBA3 stage approval.
P03	21.07.23	amendments following SEI comments. issued for RIBA3 stage approval.
P02	19.07.23	dimensions, eaves levels added.
P01	04.07.23	unloading canopy omitted.



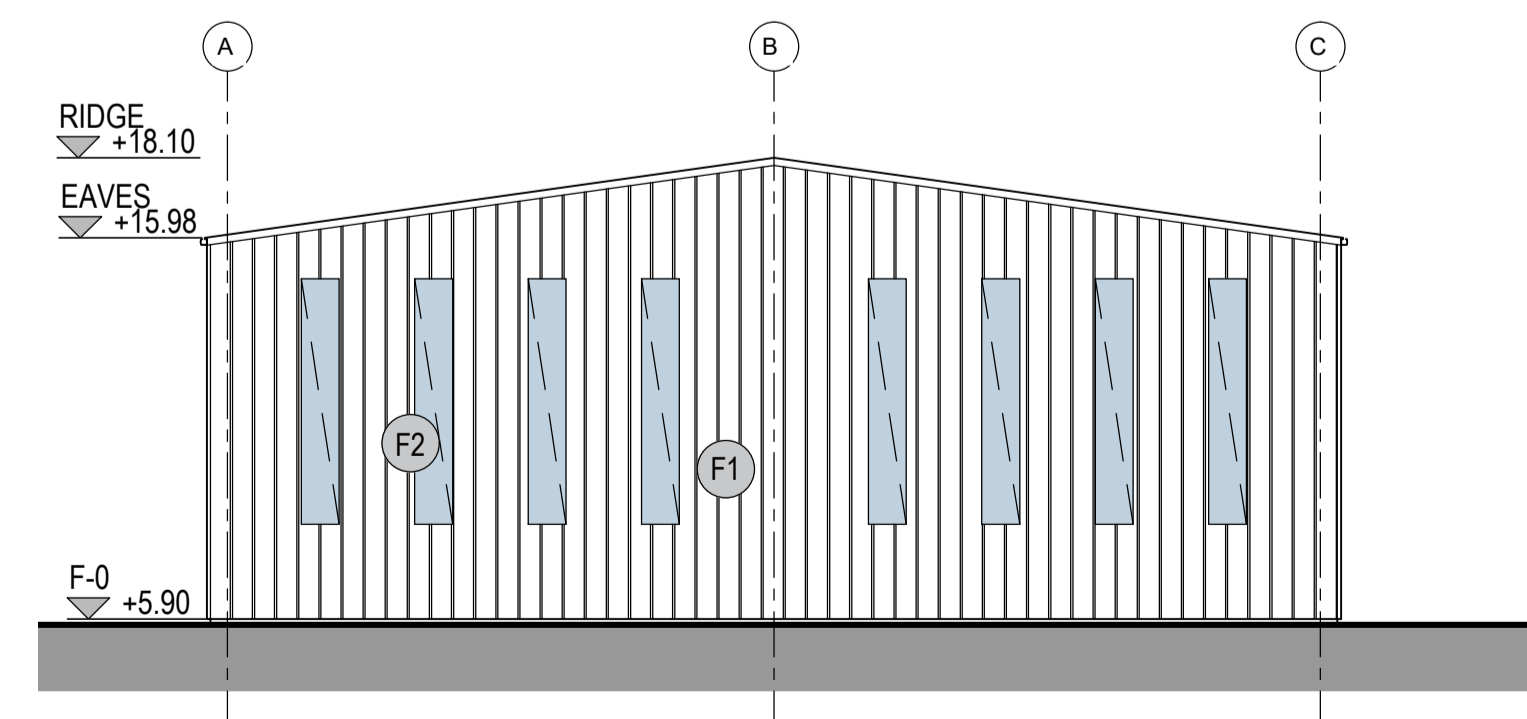
Elevation 1 (to main factory)
1:200



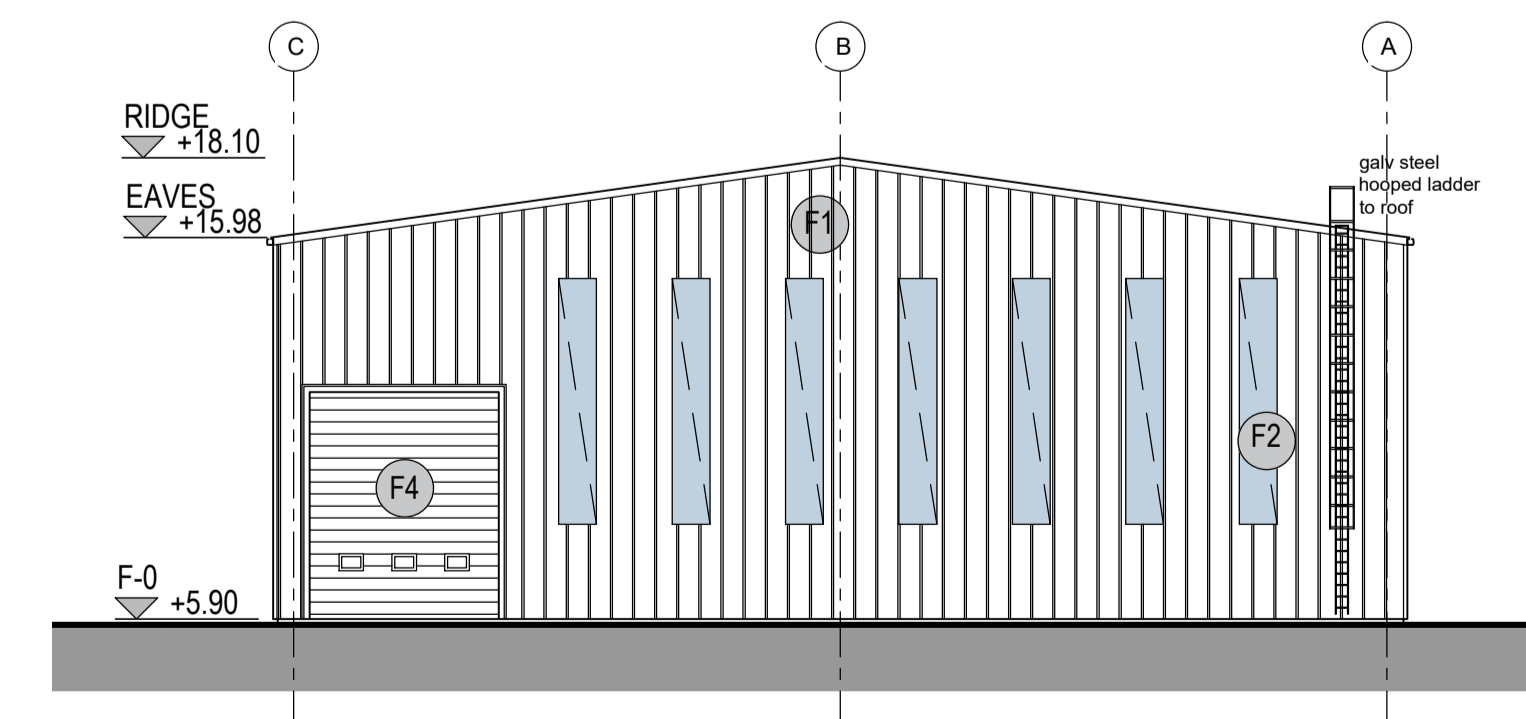
Elevation 2 (to west)
1:200

EXTERNAL FINISHES

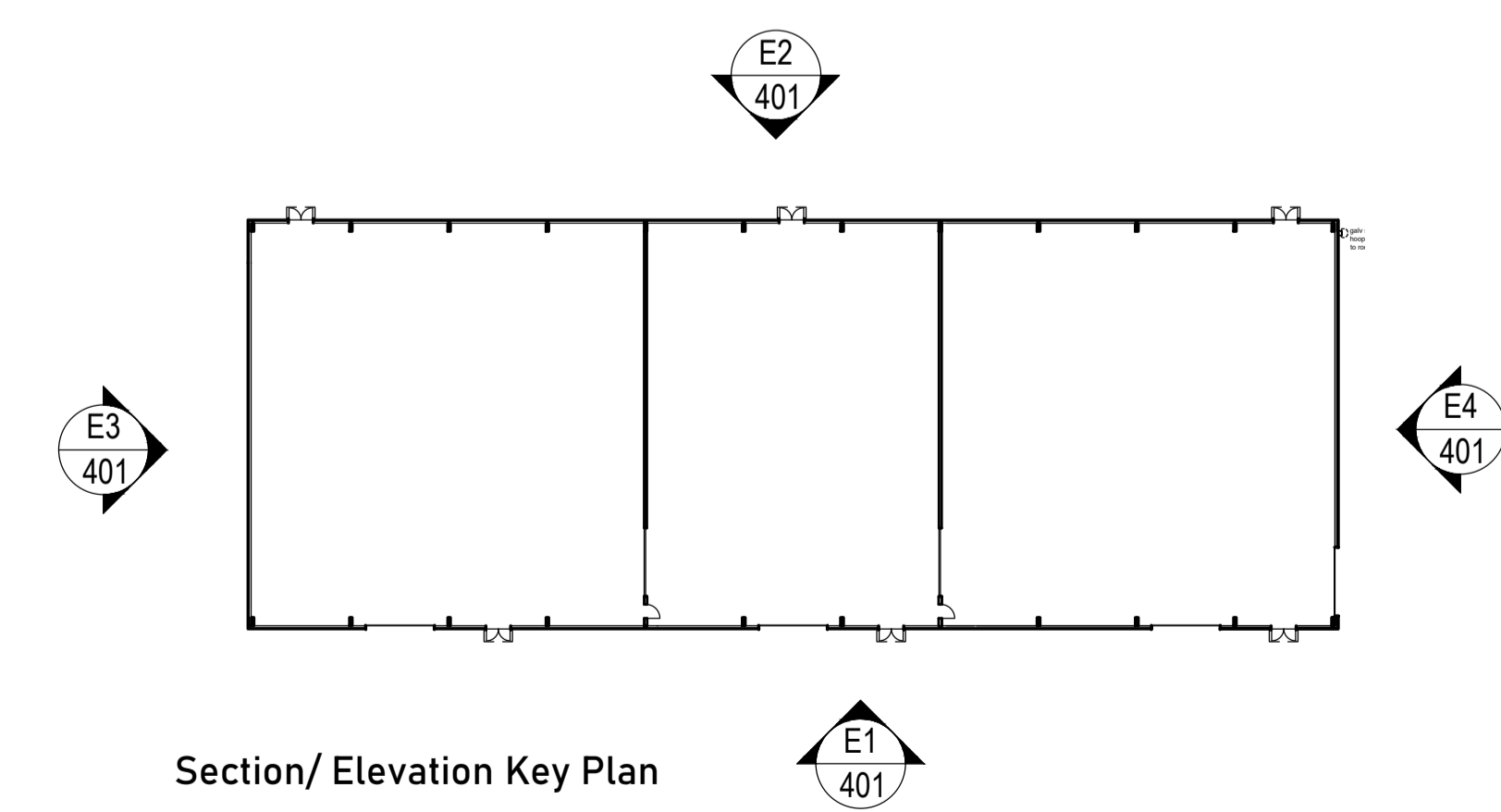
- (F1) Kingspan RW1000 40mm trapezoidal roof and wall panels. Powder coated aluminium gutters, ridge capping, corner trims etc. Colour TBC.
- (F2) Kingspan daylight trapezoidal insulated rooflight.
- (F3) PVC downpipes. Colour TBC.
- (F4) Roller shutter door. Powder coated steel with vision panels. colour TBC.
- (F5) Steel personnel doors, powder coated. Vision panel. Canopy. Colour TBC.



Elevation 3 (to offices)
1:200



Elevation 4 (to north)
1:200




Section/ Elevation Key Plan

 **SEUK CL**
SUMITOMO ELECTRIC NIGG, TAIN IV19 1QU

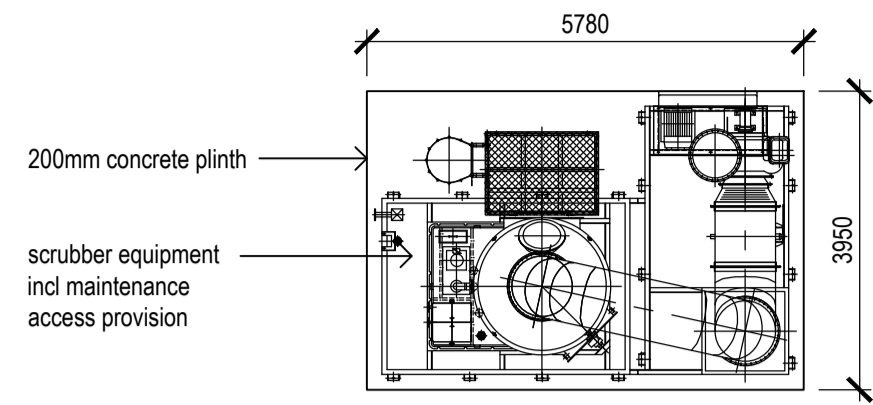
Discipline: ARCHITECT
Sheet Title:
ELEVATIONS 1, 2, 3, 4
WAREHOUSE BUILDING

Sheet Number	PROJECT	ORIGINATOR	VOLUME	LEVEL
	S263	EDA	WH	ZZ
TYPE	ROLE	NO.	SUIT.	REV.
DR	AR	401	S4	P06

Scale: 1:200 (A1)
Date: 27.06.23
By: ED Chk: ED

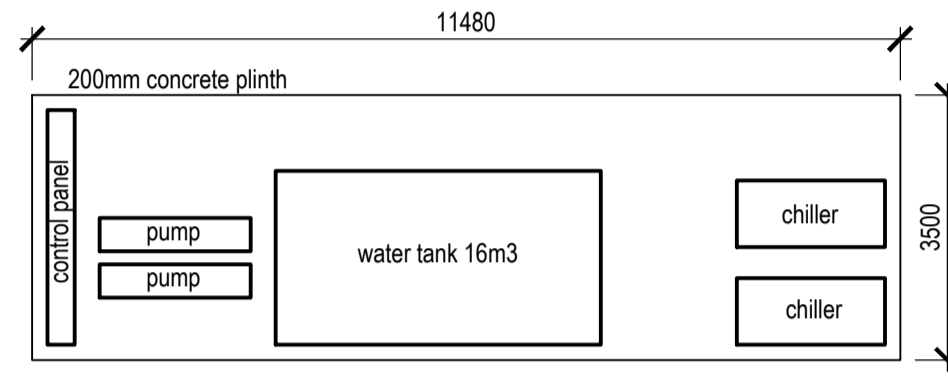

EUROPLAN GROUP
Project Management Contractors
Parkview House, Beechill Office Campus,
Clonskeagh, Dublin 4, Eire.
Tel: +353 1 2606578
staprojectteam@europlanservices.com

Typical Air Scrubber



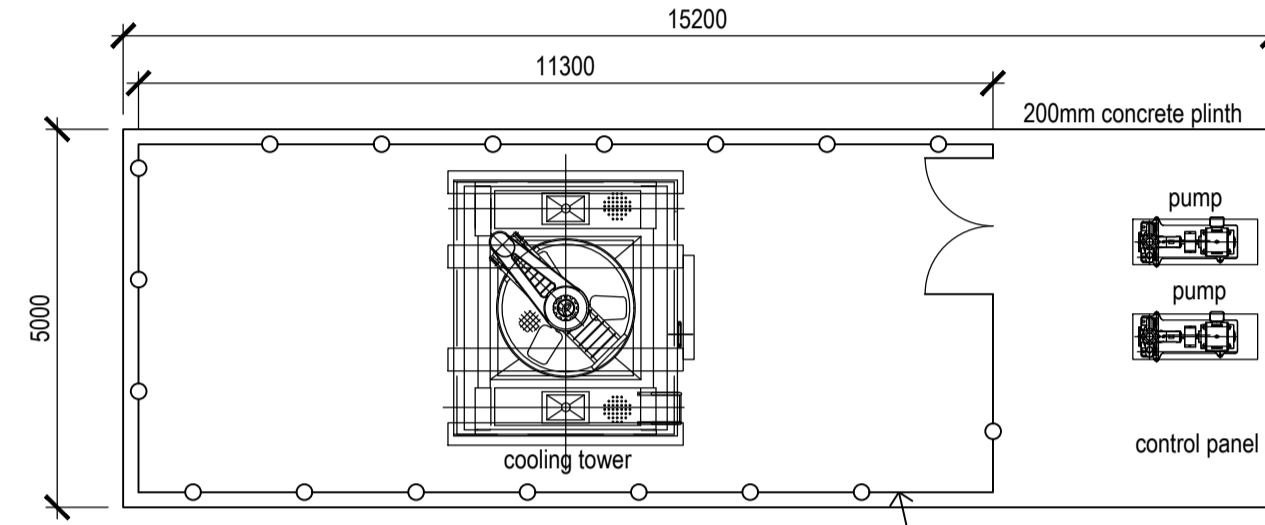
Plan
1:100

Cooling Water Circulation Equipment (A)



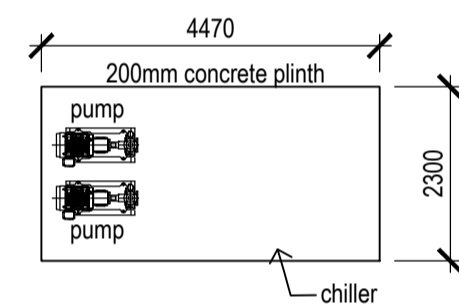
Plan
1:100

Cooling Water Circulation Equipment (B)



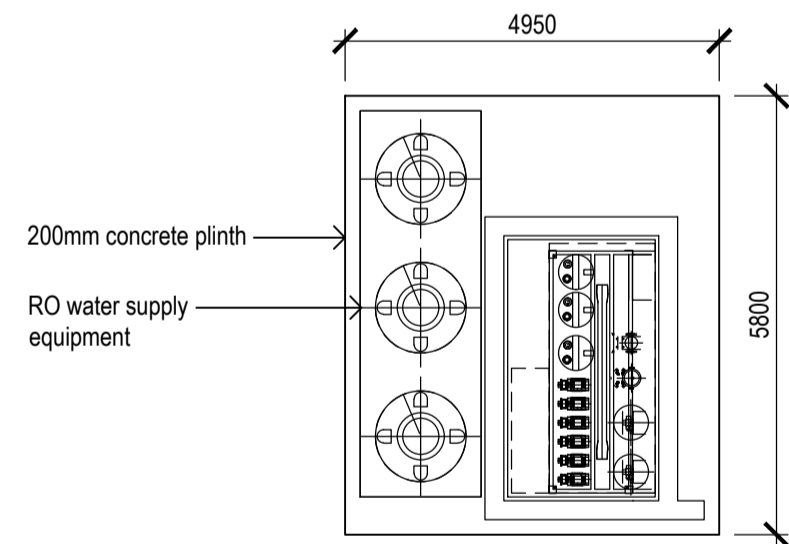
Plan
1:100

Cooling Water Circulation Equipment (C)



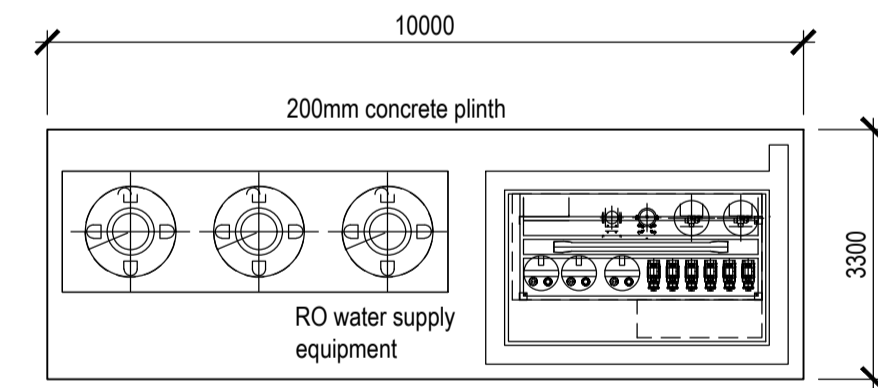
Plan
1:100

Reverse Osmosis Water Supply Equipment (A)



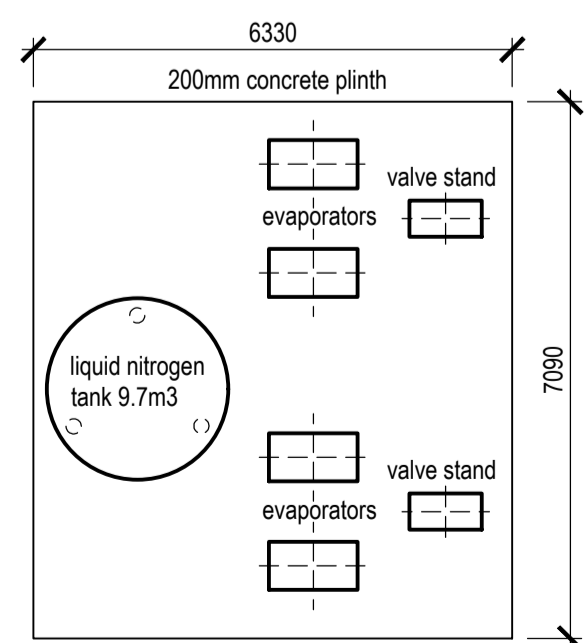
Plan
1:100

Reverse Osmosis Water Supply Equipment (B)

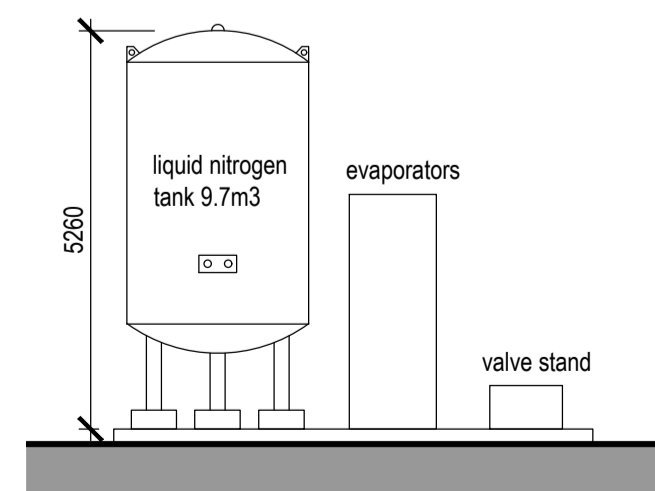


Plan
1:100

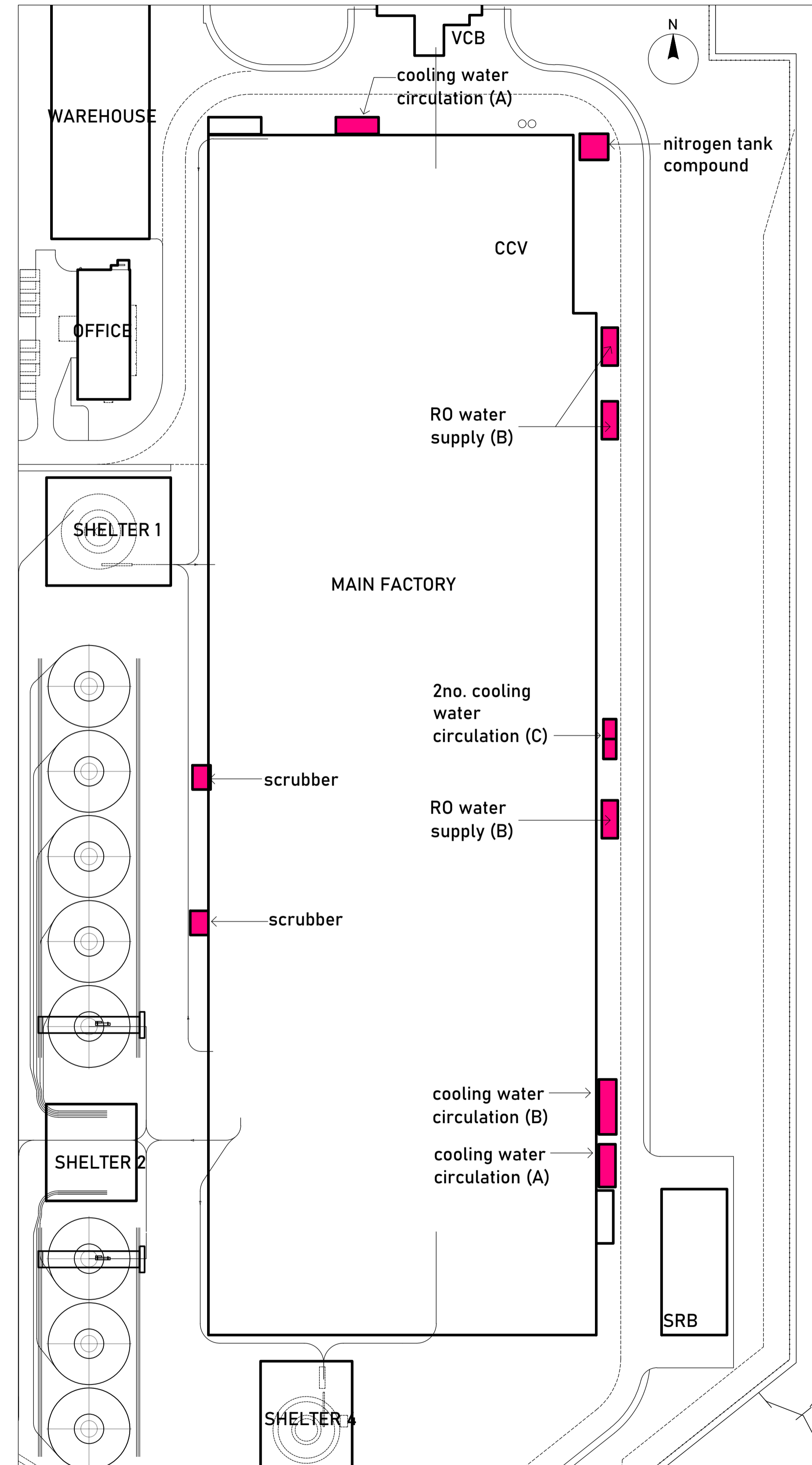
Nitrogen Supply Equipment



Plan
1:100



Elevation
1:100



Key Site Plan
1:1000

Project Design Team Members

Client	Code SUM/ CL	SUMITOMO ELECTRIC	SEI Kujicho Hatch City Japan
Project Management	Code		
Contractors	EUR/ PMC	EUROPLAN GROUP	
Civil Engineers	EUR/ CS		
Structural Engineers	EUR/ SE		
Mechanical Engineers	EUR/ MP		
Electrical Engineers	EUR/ EL		
Architects	Code EDA/ AR	eda	EDA Architects Ltd Orang Enterprise Centre, Clonsilla, Dublin 4, Eire. Tel: +353 1 2606578 staprojectteam@europlanservices.com

© Copyright EDA Architects Ltd. The Construction (Design and Management) Regulations 2015 apply to this project. Please refer to the 'Pre-Construction Information', 'Construction Phase Plan' and other relevant documents. All dimensions in millimeters. This drawing is subject to statutory approval (planning, building control etc)



Rev	Date	Description
P01	17.08.23	minor client revisions

SUMITOMO ELECTRIC **SEUK CL**
NIGG, TAIN IV19 1QU

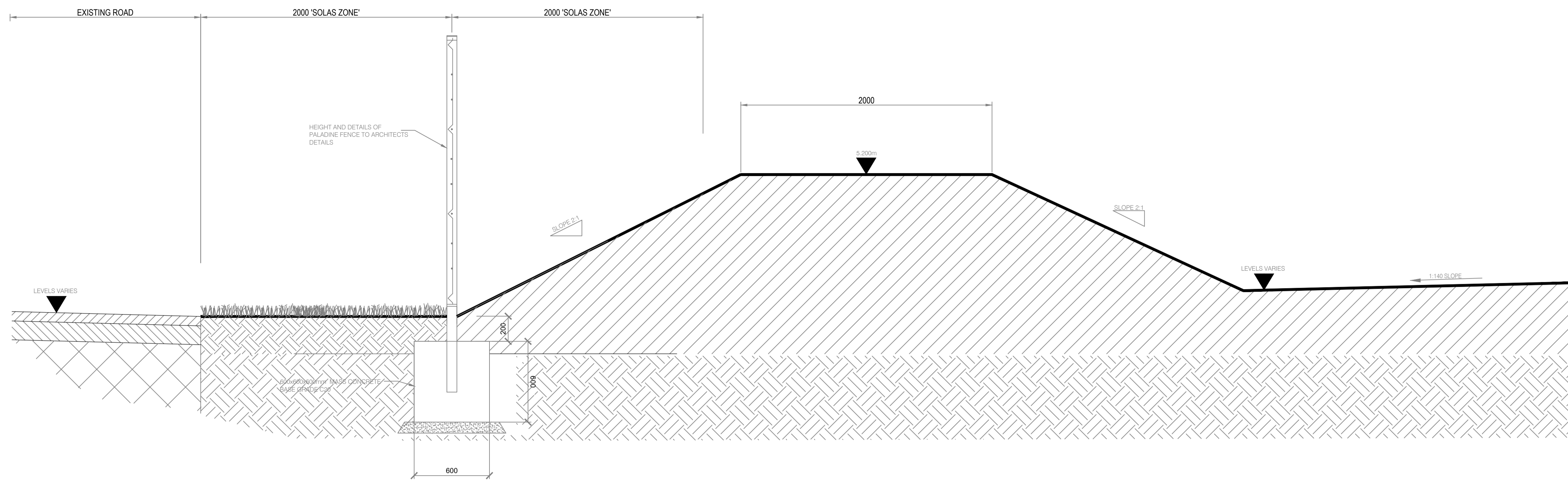
Discipline: ARCHITECT

Sheet Title:
EXTERNAL EQUIPMENT DETAILS (AROUND FACTORY)
SCRUBBER, WATER SUPPLY, NITROGEN TANK,
WATER COOLING.

Sheet Number	PROJECT S263	ORIGINATOR EDA	VOLUME EXT	LEVEL EX
TYPE	ROLE	NO.	SUIT.	REV.
DR	AR	752	S4	P01

Scale:	(A1)	EUROPLAN GROUP Project Management Contractors Parkview House, Beechill Office Campus, Clonsilla, Dublin 4, Eire. Tel: +353 1 2606578 staprojectteam@europlanservices.com
Date:	21.07.23	
By:	ED Chk: ED	

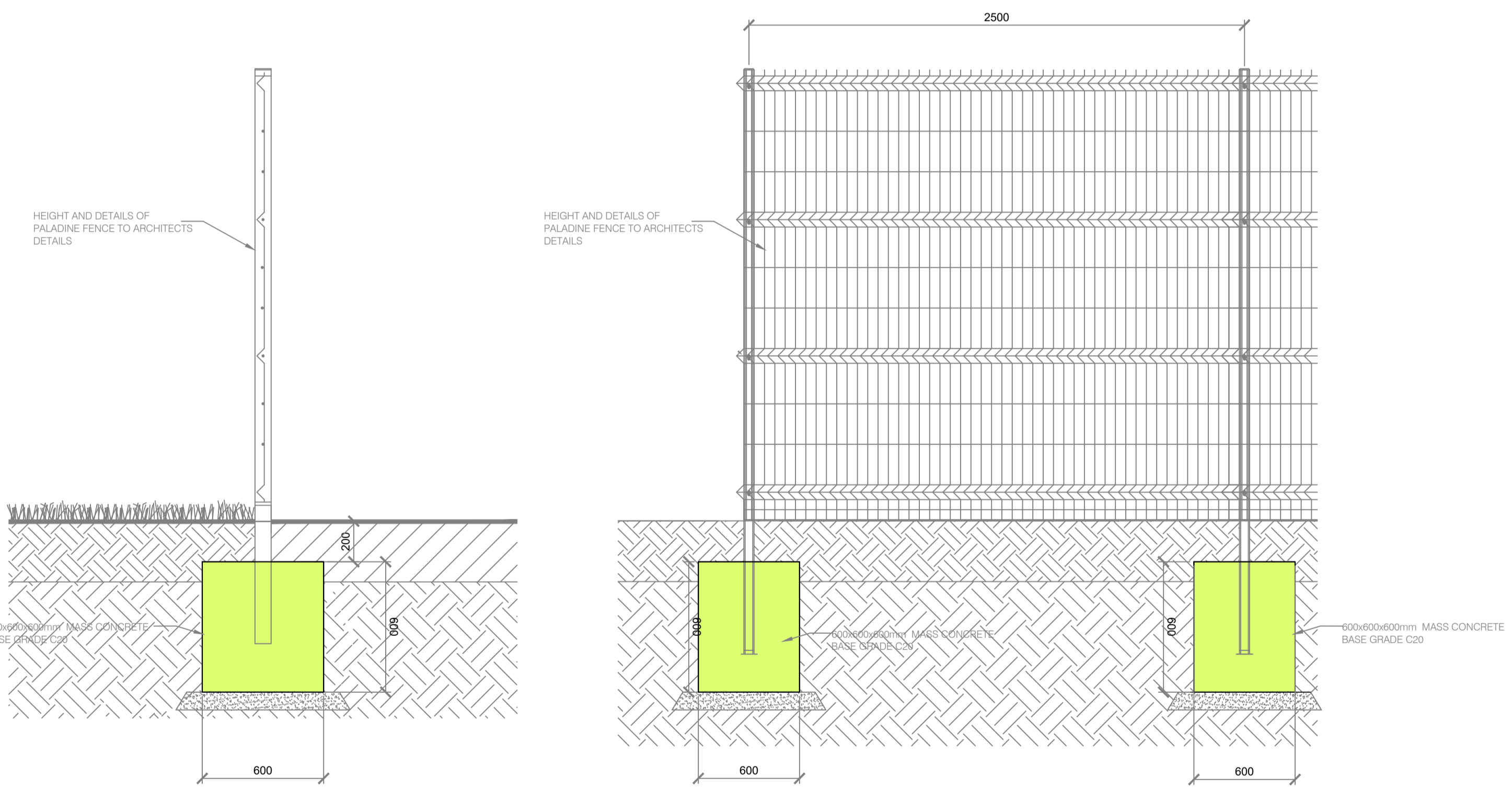
ALL DIMENSIONS TO BE CHECKED ON SITE. NO DIMENSIONS TO BE SCALED FROM THIS DRAWING. DRAWINGS TO BE READ IN CONJUNCTION WITH RELEVANT CONSULTANTS DRAWINGS.



'SOLAS' / BERM - SECTION
SCALE 1:20

NOTE:
HATCH INDICATES STRUCTURAL CONCRETE

NOTE:
FOR THE EXTENTS OF BOUNDARY WALL AND FENCES SEE ARCHITECTS DRAWINGS AND DETAILS



PALADINE FENCE - SECTION & ELEVATION
SCALE 1:20

SITE KEY PLAN

LEGEND

REVISIONS				
REV	DATE	DESCRIPTION	CHK	DRN
P01	21/08/23	ISSUED FOR PLANNING	DC	DG

STATUS
PLANNING

PROJECT
SEIUK - CL

PROJECT ADDRESS
-

DISCIPLINE
CIVIL

DWG TITLE
TYPICAL SITE DETAILS
SHEET 1

DWG NO.
S-263-EUR-EXT-ZZ-DR-CS-2209

STATUS CODE
C4

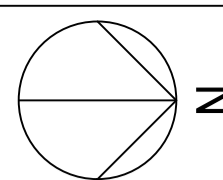
PROJECT NO. S-263	DATE 20/07/2023
DRAWN / CHECKED DG DC	SCALE NO. (@A1)

REVISION NUMBER

P01

EUROPLAN GROUP

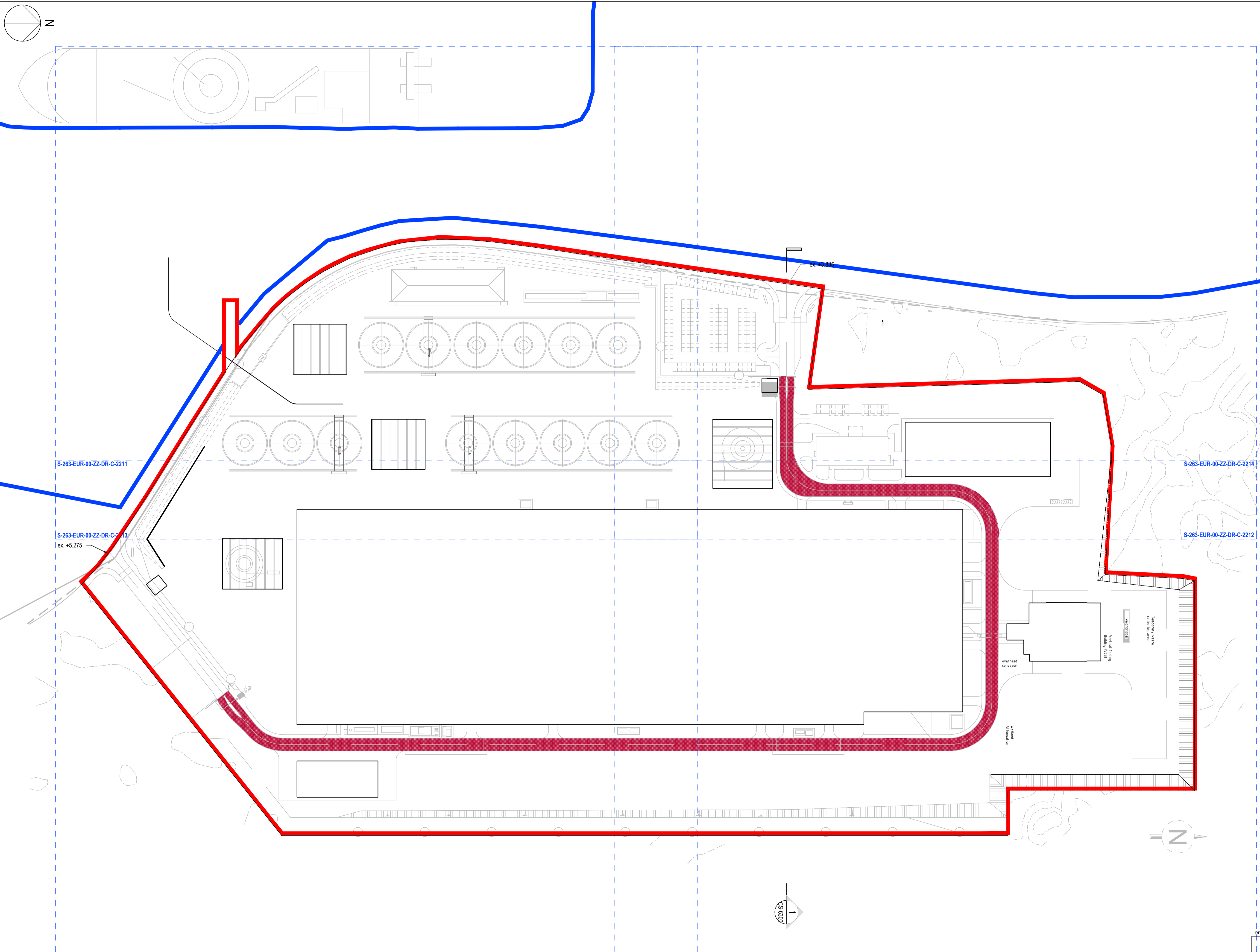
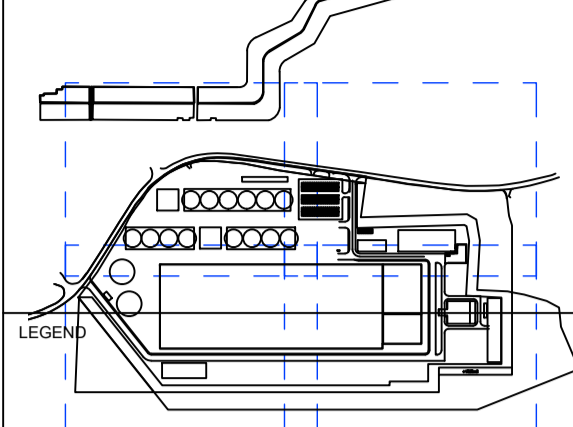
Parkview House, Beechill Office Campus,
Clonskeagh, Dublin 4, Eire.
Tel: +353 1 2606578
staprojectteam@eurolanservices.com



A1

ALL DIMENSIONS TO BE CHECKED ON SITE.
NO DIMENSIONS TO BE SCALED FROM THIS
DRAWING. DRAWING IS TO BE READ IN
CONJUNCTION WITH RELEVANT
CONSULTANTS DRAWINGS.

SITE KEY PLAN



S-263-EUR-00-ZZ-DR-C-2211

S-263-EUR-00-ZZ-DR-C-2213
ex. +5.275

ex. +3.885

S-263-EUR-00-ZZ-DR-C-2214

S-263-EUR-00-ZZ-DR-C-2212

SUMITOMO ELECTRIC
STA CABLE FACTORY
NIGG, TAIN IV19 1QU

eda ARCHITECTS
EDA Architects Ltd
Omagh Enterprise Centre,
41 Gortnah Road East,
Omagh BT78 5LU
eoghan@eda-architects.com

REVISIONS

NO.	DATE	DESCRIPTION	CHK	DRN

REV	DATE	DESCRIPTION	CHK	DRN
P01	21/08/23	ISSUED FOR PLANNING	DC	DG

STATUS: PLANNING

PROJECT: SEIUK - CL

PROJECT ADDRESS: -

DISCIPLINE: CIVIL

DWG TITLE: Road Layout Plan - Overall view

DWG NO.: S-264-EUR-EXT-ZZ-DR-CS-2220

STATUS CODE: C4

PROJECT NO.: S-264

DATE: 12/07/23

DRAWN / CHECKED: DG

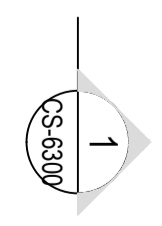
SCALE NO.: 1:1000

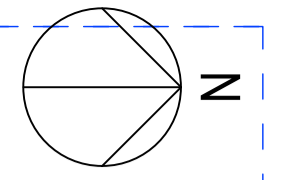
REVISION NUMBER

P01

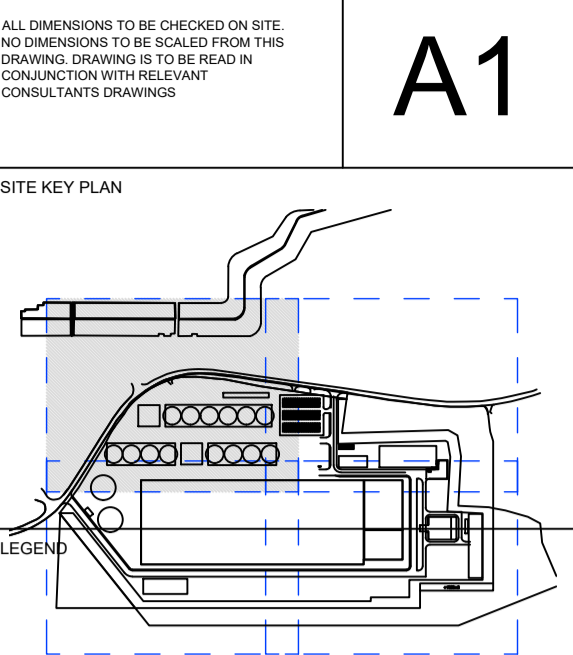
EUROPLAN GROUP

Parkview House, Beechill Office Campus,
Clonskeagh, Dublin 4, Eire.
Tel: +353 1 2606578
staprojectteam@europlanservices.com

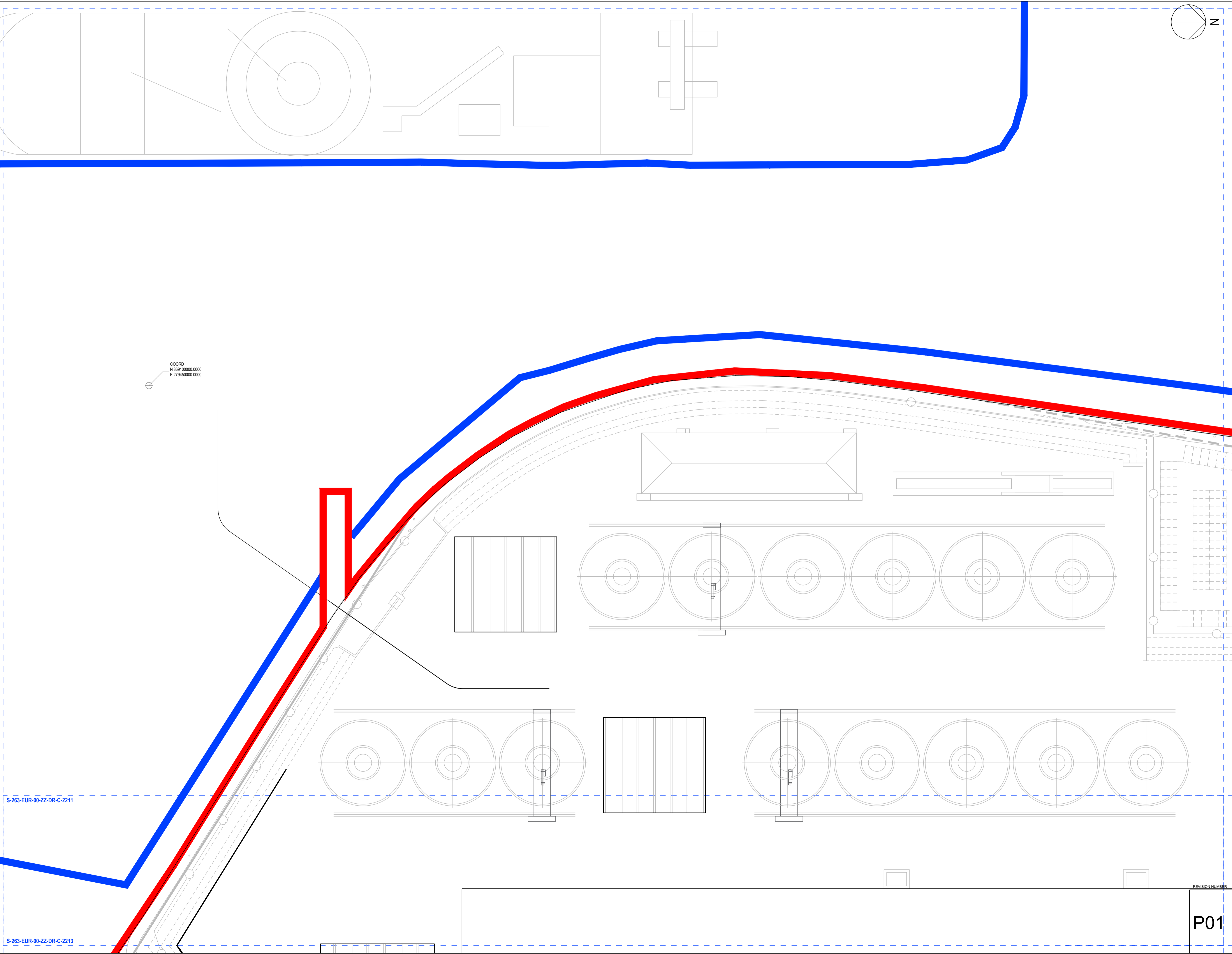




A1



ALL DIMENSIONS TO BE CHECKED ON SITE.
NO DIMENSIONS TO BE SCALED FROM THIS
DRAWING. DRAWING IS TO BE READ IN
CONJUNCTION WITH RELEVANT
CONSULTANTS DRAWINGS.



COORD
N 869100000.0000
E 279450000.0000

S-263-EUR-00-ZZ-DR-C-2211

S-263-EUR-00-ZZ-DR-C-2213

SUMITOMO ELECTRIC
STA CABLE FACTORY
NIGG, TAIN IV19 1QU

eda ARCHITECTS
EDA Architects Ltd
Omagh Enterprise Centre,
41 Gortash Ind Est,
Omagh BT78 5LU
eoghan@eda-architects.com

REVISIONS

NO.	DATE	DESCRIPTION	CHK	DRN

REV	DATE	DESCRIPTION	CHK	DRN
P01	21/08/23	ISSUED FOR PLANNING	DC	DG

STATUS: PLANNING

PROJECT: SEIUK - CL

PROJECT ADDRESS: -

DISCIPLINE: CIVIL

DWG TITLE: Road Layout Plan - Zone 1

DWG NO: S-264-EUR-EXT-ZZ-DR-CS-2221

STATUS CODE: C4

PROJECT NO: S-264

DATE: 12/07/23

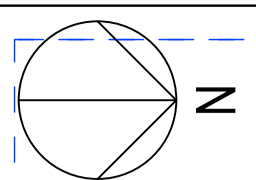
DRAWN / CHECKED: DG

SCALE NO: 1:500

REVISION NUMBER: P01

EUROPLAN GROUP

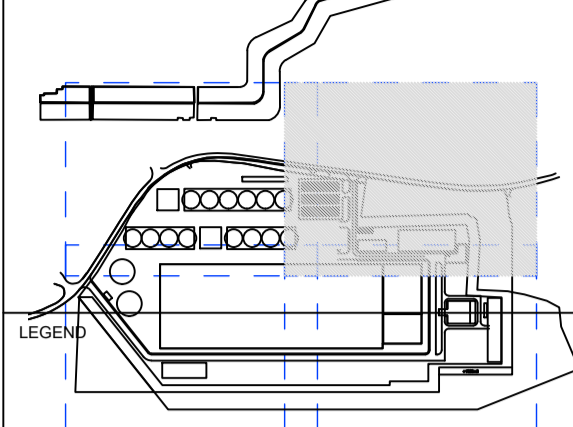
Parkview House, Beechill Office Campus,
Clonskeagh, Dublin 4, Eire.
Tel: +353 1 2606578
staprojectteam@europlanservices.com



ALL DIMENSIONS TO BE CHECKED ON SITE.
NO DIMENSIONS TO BE SCALED FROM THIS
DRAWING. DRAWING IS TO BE READ IN
CONJUNCTION WITH RELEVANT
CONSULTANTS DRAWINGS.

A1

SITE KEY PLAN



SUMITOMO ELECTRIC
STA CABLE FACTORY
NIGG, TAIN IV19 1QU

eda ARCHITECTS
EDA Architects Ltd
Omagh Enterprise Centre,
41 Gortnah 3rd East,
Omagh BT78 5LU
eoghan@eda-architects.com

REVISIONS

NO.	DATE	DESCRIPTION	CHK	DRN

P01	21/08/23	ISSUED FOR PLANNING	DC	DG
REV	DATE	DESCRIPTION	CHK	DRN

STATUS
PLANNING

PROJECT
SEIUK - CL

PROJECT ADDRESS
-

DISCIPLINE
CIVIL

DWG TITLE
Road Layout Plan - Zone 2

DWG NO.
S-264-EUR-EXT-ZZ-DR-CS-2222

STATUS CODE
C4

PROJECT NO.
S-264

DATE
12/07/23

DRAWN / CHECKED
DG -

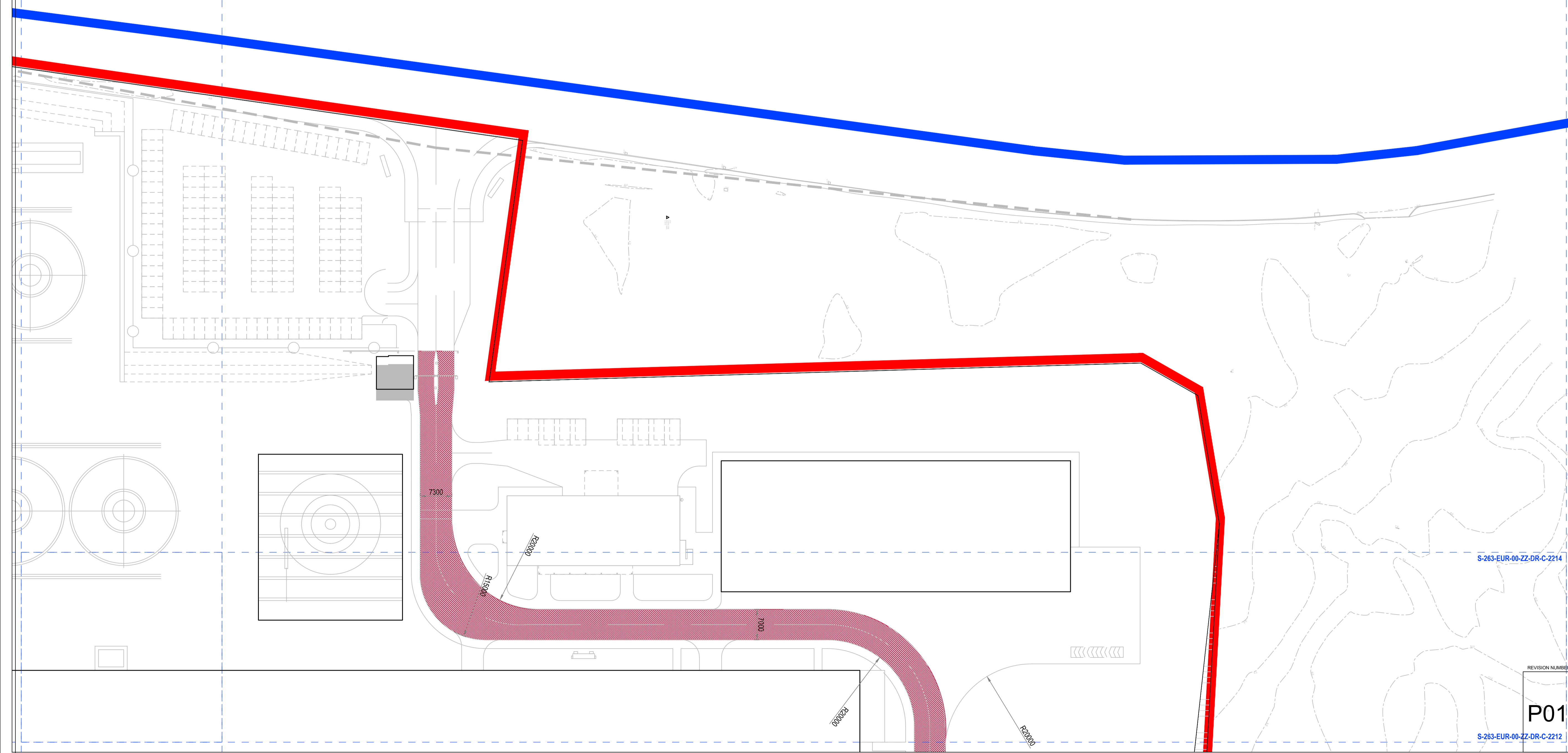
SCALE NO.
1:500

REVISION NUMBER

P01

EUROPLAN GROUP

Parkview House, Beechill Office Campus,
Clonskeagh, Dublin 4, Eire.
Tel: +353 1 2606578
staprojectteam@europlanservices.com

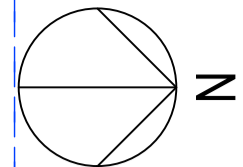


S-263-EUR-00-ZZ-DR-C-2214

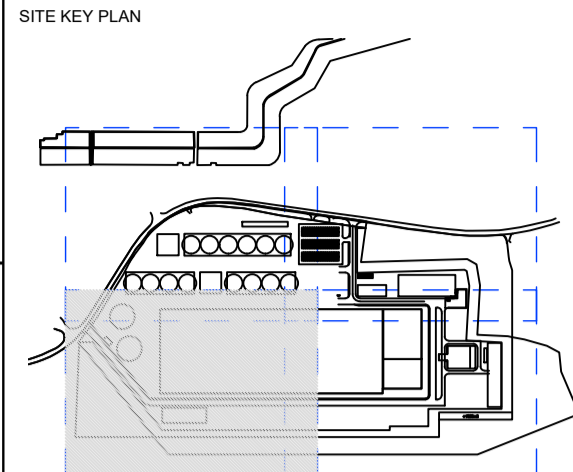
S-263-EUR-00-ZZ-DR-C-2214

S-263-EUR-00-ZZ-DR-C-2211

S-263-EUR-00-ZZ-DR-C-2213



A1



LEGEND

COORD
N 869191205.7588
E 279713788.6363

F.F.L.
+4.50

R20000

700

700

STA CABLE FACTORY
NIGG, TAIN IV19 1QU

eda ARCHITECTS
EDA Architects Ltd
Omagh Enterprise Centre,
41 Gortraah Ind Est,
Omagh BT78 5LU
eoghan@eda-architects.com

REV	DATE	DESCRIPTION	CHK	DRN
P01	21/08/23	ISSUED FOR PLANNING	DC	DG

STATUS
PLANNING

PROJECT
SEIUK - CL

PROJECT ADDRESS
-

DISCIPLINE
CIVIL

DWG TITLE
Road Layout Plan - Zone 3

DWG NO.
S-264-EUR-00-ZZ-DR-CS-2223

STATUS CODE
C4

PROJECT NO.
S-264

DATE
05/06/23

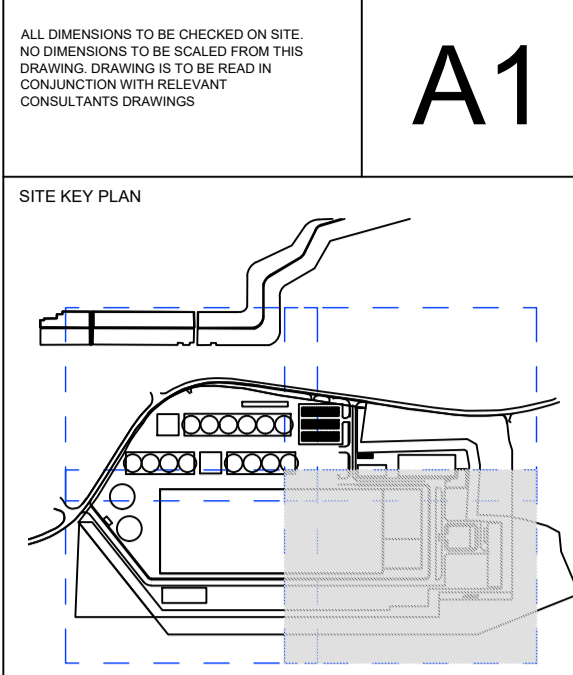
DRAWN / CHECKED
-- / --

SCALE NO.
1 : 500

REVISION NUMBER
P01

EUROPLAN GROUP
Parkview House, Beechill Office Campus,
Clonskeagh, Dublin 4, Eire.
Tel: +353 1 2606578
staprojectteam@europlanservices.com

Site Plan - Zone 1
1 : 250



LEGEND

STA CABLE FACTORY
NIGG, TAIN IV19 1QU

eda ARCHITECTS
EDA Architects Ltd
Omagh Enterprise Centre,
41 Gortnah 1st Est,
Omagh BT78 5LU
eoghan@eda-architects.com

REVISIONS

NO.	DATE	DESCRIPTION	CKD	DRN

REV	DATE	DESCRIPTION	CKD	DRN
P01	21/08/23	ISSUED FOR PLANNING		

STATUS: **PLANNING**
PROJECT: **SEIUK - CL**
PROJECT ADDRESS: -
DISCIPLINE: **CIVIL**

DWG TITLE: **Road Layout Plan - Zone 4**

DWG NO.: **S-264-EUR-00-ZZ-DR-CS-2224**
STATUS CODE: **C4**

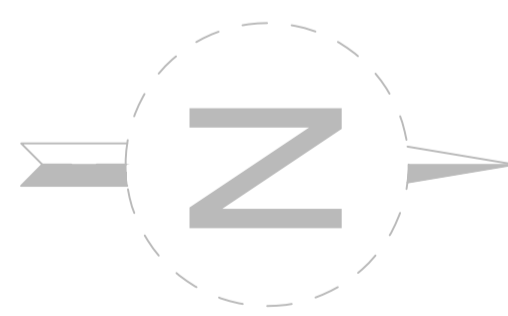
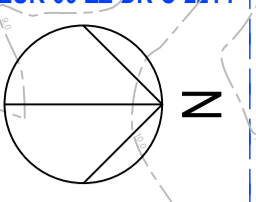
PROJECT NO. S-264	DATE 05/06/23
DRAWN / CHECKED -- / --	SCALE NO. 1: 500

REVISION NUMBER: **P01**

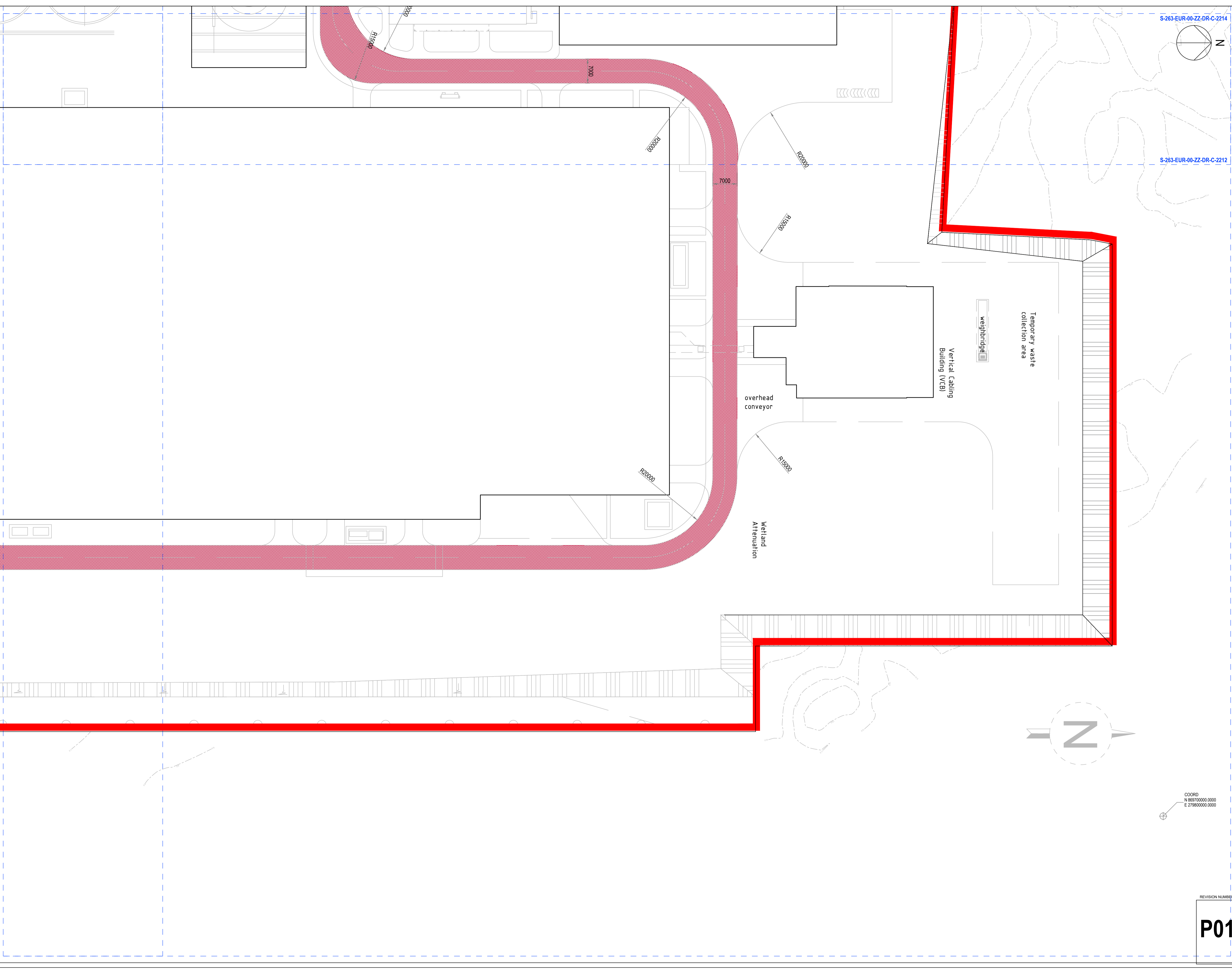
EUROPLAN GROUP
Parkview House, Beechill Office Campus,
Clonskeagh, Dublin 4, Eire.
Tel: +353 1 2606578
staprojectteam@euoplanservices.com

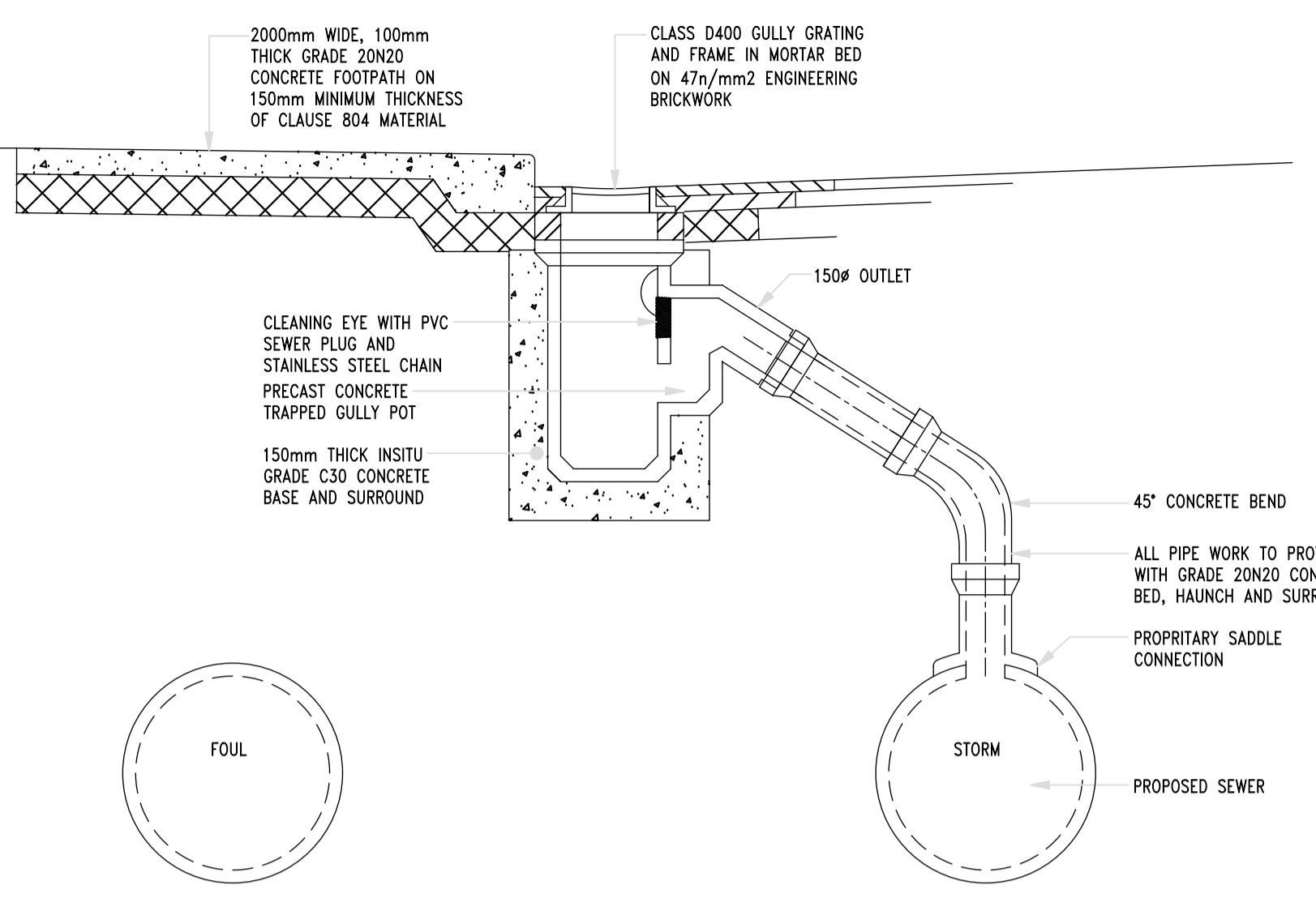
S-263-EUR-00-ZZ-DR-C-2214

S-263-EUR-00-ZZ-DR-C-2212

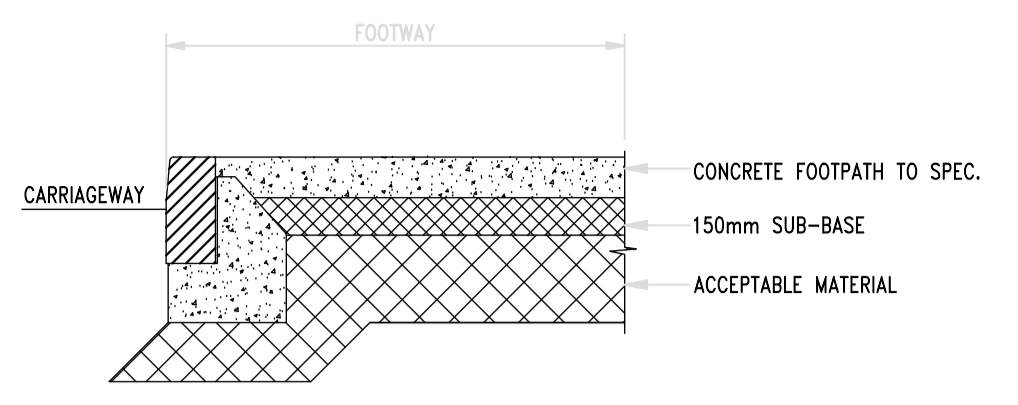


COORD
N 869700000.0000
E 279600000.0000



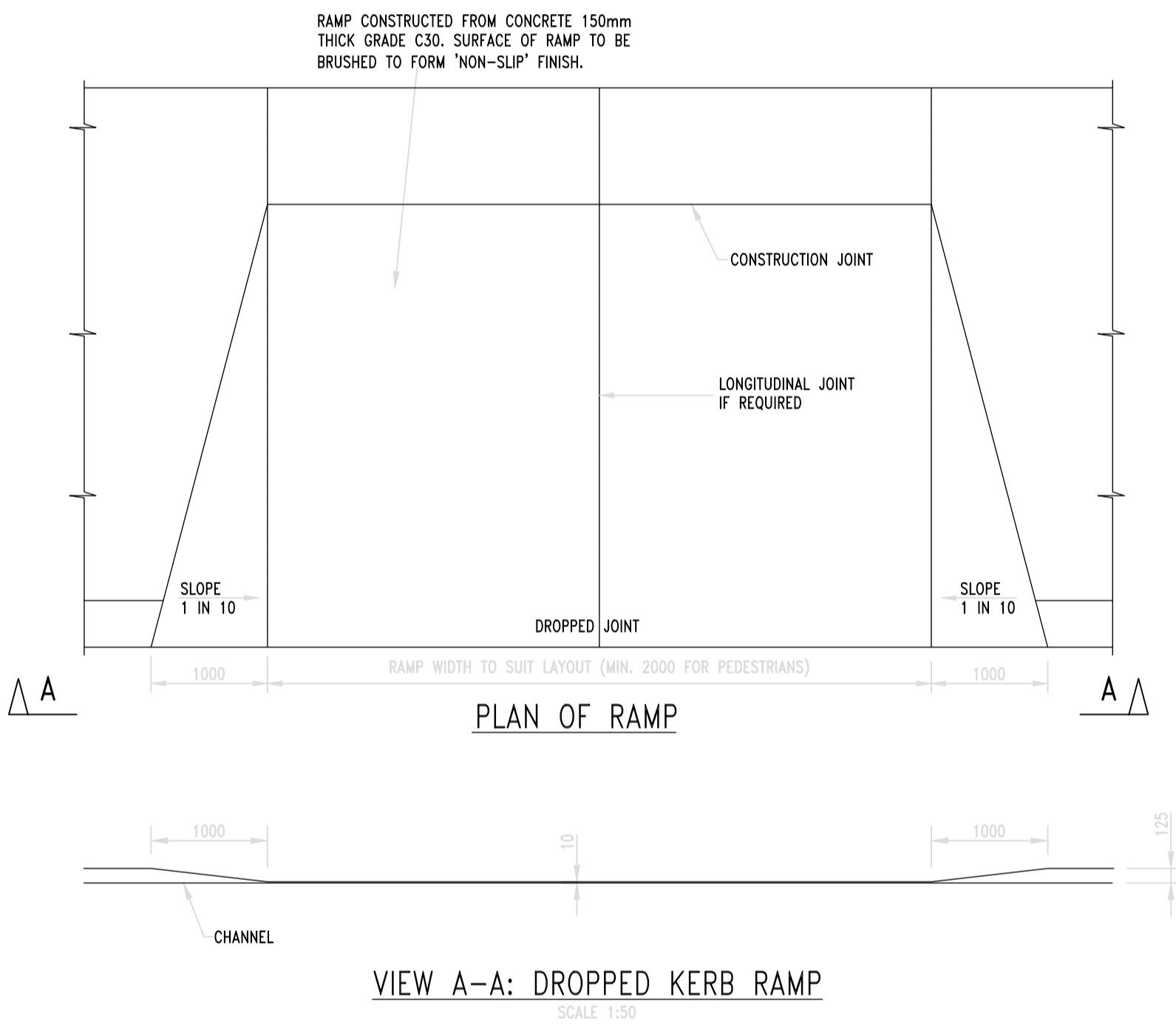


TYPICAL DRAINAGE AND FOOTPATH ARRANGEMENT
SCALE: 1:20



KERB DETAIL
SCALE: 1:20

- NOTES :
- DO NOT SCALE FROM THIS DRAWING USE STATED DIMENSIONS ONLY. IF IN DOUBT CONSULT THE ENGINEER.
 - LEVELS REFER TO O.S. DATUM MALIN HEAD.
 - ALL ROAD WORKS SHALL COMPLY WITH THE ENGINEERS SPECIFICATION AND THE NATIONAL ROADS AUTHORITY SPECIFICATION FOR ROADWORKS.
 - PRECAST CONCRETE KERBS SHALL COMPLY WITH B.S. 7263 : PART 1.
 - SLIPFORMED KERBS SHALL BE GRADE 30N20 CONCRETE TO A PROFILE APPROVED BY THE ENGINEER.
 - BLINDING CONCRETE SHALL BE GRADE 15N20. BLINDING SHALL BE A MINIMUM THICKNESS OF 100mm.
 - TRAFFIC MANAGEMENT SHALL COMPLY WITH THE DEPARTMENT OF THE ENVIRONMENT TRAFFIC SIGNS MANUAL AND THE REQUIREMENTS OF THE LOCAL AUTHORITY.
 - THIS DRAWING SHALL BE READ IN CONJUNCTION WITH THE SPECIFICATION.



PLAN OF RAMP
VIEW A-A: DROPPED KERB RAMP
SCALE: 1:50

SITE KEY PLAN

LEGEND

SUMITOMO ELECTRIC
STA CABLE FACTORY
NIGG, TAIN IV19 1QU

eda ARCHITECTS
EDA Architects Ltd
Omagh Enterprise Centre,
41 Gortrush Ind Est,
Omagh BT78 5LJ
eoghan@eda-architects.com

REVISIONS

NO.	DATE	DESCRIPTION	CHK	DRN

P01	21/08/23	ISSUED FOR PLANNING	DC	DG
REV	DATE	DESCRIPTION	CHK	DRN

STATUS
PLANNING

PROJECT
SEIUK - CL

PROJECT ADDRESS
-

DISCIPLINE
CIVIL

DWG TITLE
ROAD DETAILS

DWG NO.
S-264-EUR-EXT-ZZ-DR-CS-2225

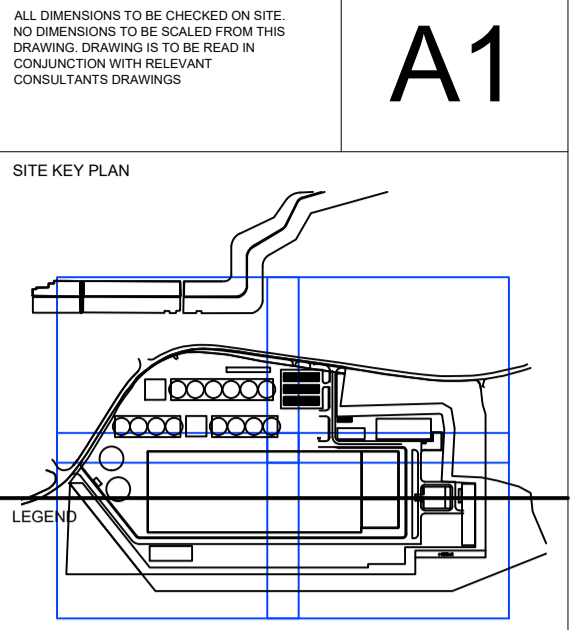
STATUS CODE
C4

PROJECT NO. S-264	DATE 12/07/23
DRAWN / CHECKED DG	SCALE NO. -

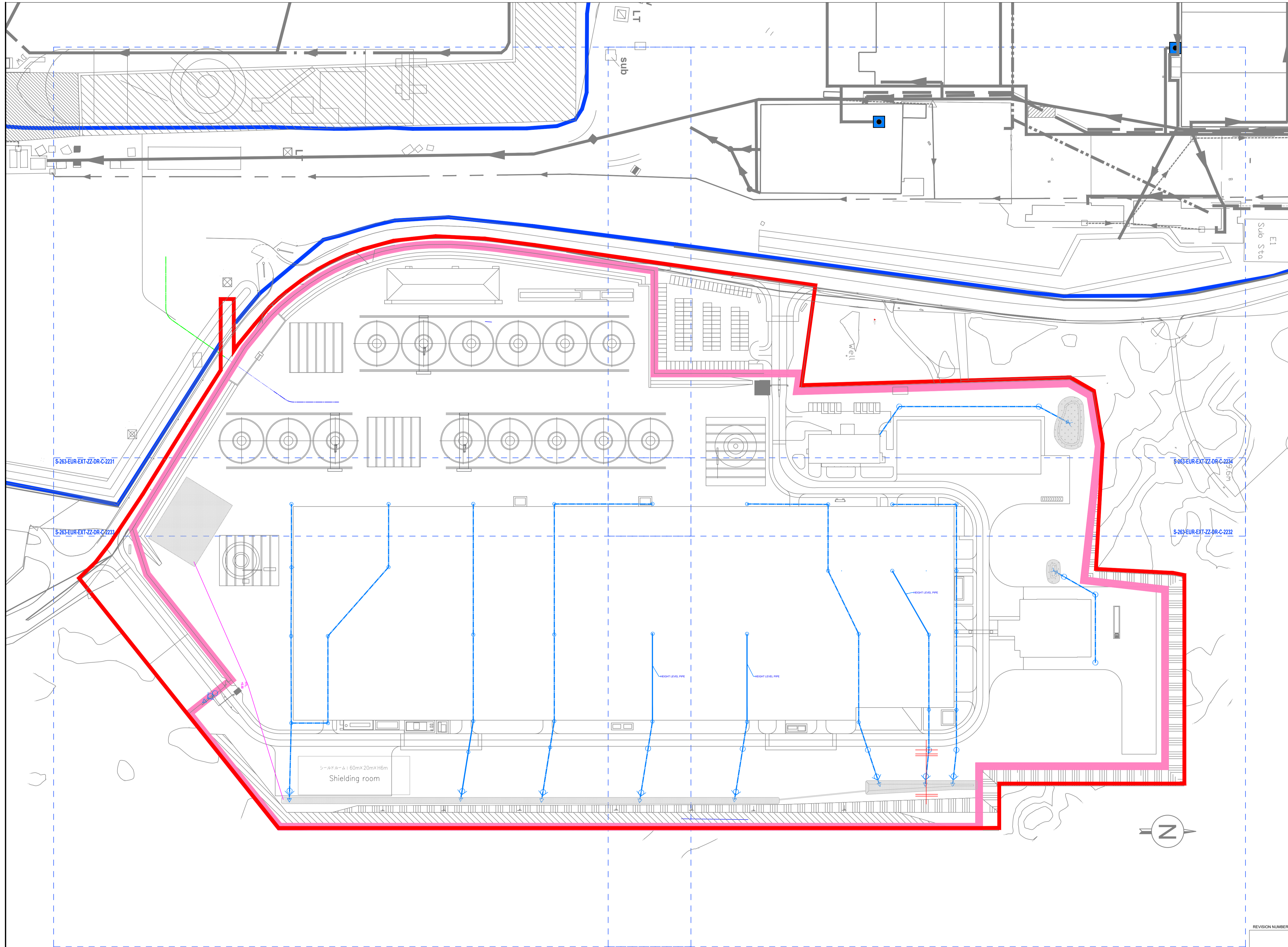
REVISION NUMBER

P01

EUROPLAN GROUP
Parkview House, Beechill Office Campus,
Clonskeagh, Dublin 4, Eire.
Tel: +353 1 2606578
staprojectteam@europlanservices.com



- SITE BOUNDARY
- EXISTING FOUL SEWER
- EXISTING COMBINED SEWER
- EXISTING STORM SEWER
- EXISTING WATERMAIN
- EXISTING WATERMAIN REMOVED
- EXISTING GAS MAIN
- EXISTING TELECOM CABLES
- EXISTING ELECTRICAL CABLE
- PROPOSED FOUL SEWER
- PROPOSED SURFACE WATER
- PROPOSED (INT.) SURFACE WATER
- PROPOSED WATERMAIN
- PROPOSED FIRE MAIN
- PROPOSED GULLY RUN
- PROPOSED GAS MAIN
- PROPOSED DUCT
- PROPOSED ELECTRICAL
- EXISTING STORM MANHOLE
- PROPOSED STORM MANHOLE
- ARMSTRONG JUNCTION
- LIGHTING POINT
- SLUICE VALVE
- PROPOSED WATER HYDRANT
- EXISTING FOUL MANHOLE
- PROPOSED FOUL MANHOLE
- PROPOSED GULLY
- FIRE HYDRANTS
- MINI PILLAR
- RWP
- RWP
- RWP
- RAINWATER DOWNPIPE (AT LOWER LEVEL)
- Rain Water Harvester



SUMITOMO ELECTRIC

STA CABLE FACTORY
NIGG, TAIN IV19 1QU

eda ARCHITECTS

EDA Architects Ltd
Omagh Enterprise Centre,
41 Cornish Ind Est,
Omagh BT78 5LU
eoghan@eda-architects.com

REVISIONS

NO.	DATE	DESCRIPTION	CHK	DRN

P01	21/08/23	ISSUED FOR PLANNING	DC	DG
REV	DATE	DESCRIPTION	CHK	DRN
STATUS				
PLANNING				
PROJECT				
SEIUK - CL				
PROJECT ADDRESS				
-				
DISCIPLINE				
CIVIL				
DWG TITLE				
Storm Water - Overall view				
-				

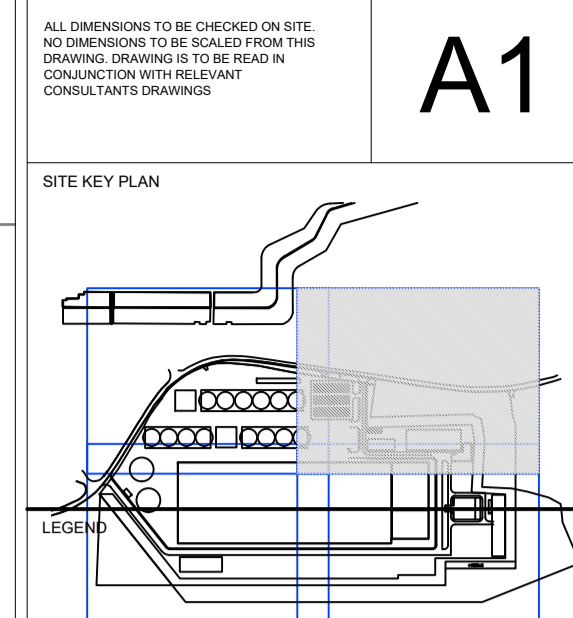
DWG NO.		S-264-EUR-EXT-ZZ-DR-CS-2230	
STATUS CODE			
C4			
PROJECT NO.	DATE	12/07/23	
S-264			
DRAWN / CHECKED	SCALE NO.	1:1000	
DG			

REVISION NUMBER

P01

EUROPLAN GROUP

Parkview House, Beechill Office Campus,
Clonskeagh, Dublin 4, Eire.
Tel: +353 1 2606578
staprojectteam@europlanservices.com



- ALL DIMENSIONS TO BE CHECKED ON SITE. NO DIMENSIONS TO BE SCALED FROM THIS DRAWING. DRAWING IS TO BE READ IN CONJUNCTION WITH RELEVANT CONSULTANT DRAWINGS.
- SITE BOUNDARY
 - EXISTING FOUL SEWER
 - EXISTING COMBINED SEWER
 - EXISTING STORM SEWER
 - EXISTING WATERMAIN
 - EXISTING WATERMAIN REMOVED
 - EXISTING GAS MAIN
 - EXISTING TELECOM CABLES
 - EXISTING ELECTRICAL CABLE
 - PROPOSED FOUL SEWER
 - PROPOSED SURFACE WATER
 - PROPOSED (INT.) SURFACE WATER
 - PROPOSED WATERMAIN
 - PROPOSED FIRE MAIN
 - PROPOSED GULLY RUN
 - PROPOSED GAS MAIN
 - PROPOSED DUCT
 - PROPOSED ELECTRICAL
 - EXISTING STORM MANHOLE
 - PROPOSED STORM MANHOLE
 - AJ ○ ARMSTRONG JUNCTION
 - LIGHTING POINT
 - SV ○ SLUICE VALVE
 - H ○ PROPOSED WATER HYDRANT
 - EXISTING FOUL MANHOLE
 - PROPOSED FOUL MANHOLE
 - G ■ PROPOSED GULLY
 - HYD ○ FIRE HYDRANTS
 - MP ○ MINI PILLAR
 - RWP ○ RAINWATER DOWNPIPE
 - RWP ○ RAINWATER DOWNPIPE (AT LOWER LEVEL)
 - Rain Water Harvester

STA CABLE FACTORY
NIGG, TAIN IV19 1QU

eda ARCHITECTS
EDA Architects Ltd
Omagh Enterprise Centre,
41 Cornish Ind Est,
Omagh BT78 5LU
eoghan@eda-architects.com

REVISIONS

NO.	DATE	DESCRIPTION	CHK	DRN

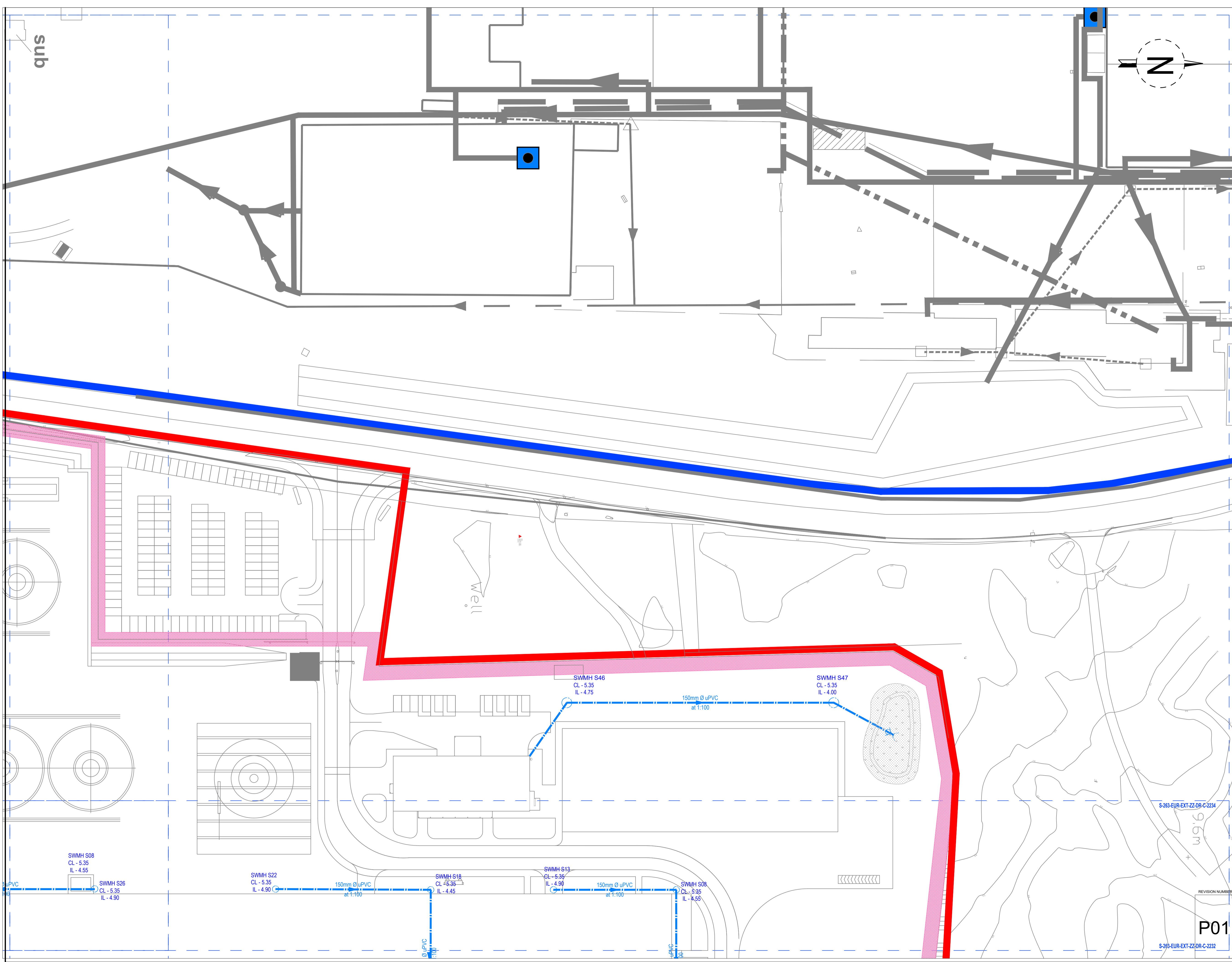
P01	21/08/23	ISSUED FOR PLANNING	DC	DG
REV	DATE	DESCRIPTION	CHK	DRN
STATUS				
PLANNING				
PROJECT				
SEIUK - CL				
PROJECT ADDRESS				
-				
DISCIPLINE				
CIVIL				
DWG TITLE				
Storm Water - Zone 2				
-				
DWG NO.				
S-264-EUR-EXT-ZZ-DR-CS-2232				
STATUS CODE				
C4				
PROJECT NO.	DATE			
S-264	12/07/23			
DRAWN / CHECKED	SCALE NO.			
DG	1:500			

REVISION NUMBER

P01

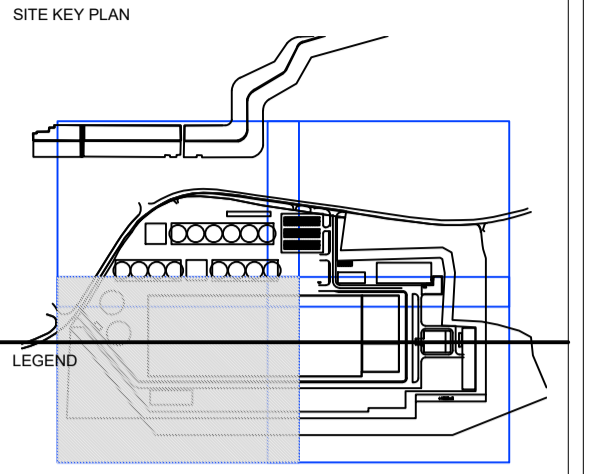
EUROPLAN GROUP

Parkview House, Beechill Office Campus,
Clonskeagh, Dublin 4, Eire.
Tel: +353 1 2606578
staprojectteam@europlanservices.com

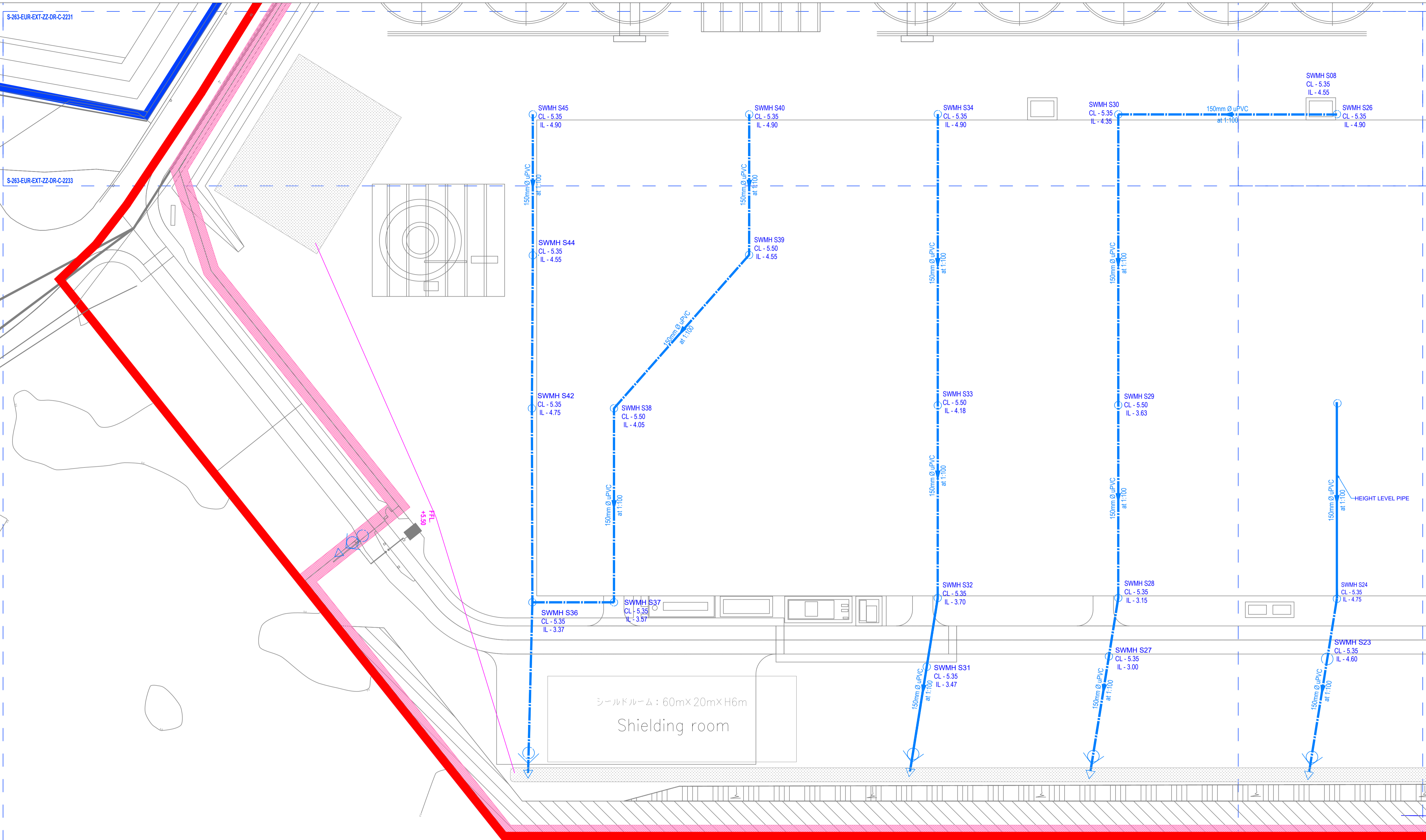


S-263-EUR-EXT-ZZ-DR-C-2234

S-263-EUR-EXT-ZZ-DR-C-2232



- LEGEND
- SITE BOUNDARY
 - EXISTING FOUL SEWER
 - EXISTING COMBINED SEWER
 - EXISTING STORM SEWER
 - EXISTING WATERMAIN
 - EXISTING WATERMAIN REMOVED
 - EXISTING GAS MAIN
 - EXISTING TELECOM CABLES
 - EXISTING ELECTRICAL CABLE
 - PROPOSED FOUL SEWER
 - PROPOSED SURFACE WATER
 - PROPOSED (INT.) SURFACE WATER
 - PROPOSED WATERMAIN
 - PROPOSED FIRE MAIN
 - PROPOSED GULLY RUN
 - PROPOSED GAS MAIN
 - PROPOSED DUCT
 - PROPOSED ELECTRICAL
 - EXISTING STORM MANHOLE
 - PROPOSED STORM MANHOLE
 - ARMSTRONG JUNCTION
 - LIGHTING POINT
 - SLUICE VALVE
 - PROPOSED WATER HYDRANT
 - EXISTING FOUL MANHOLE
 - PROPOSED FOUL MANHOLE
 - PROPOSED GULLY
 - FIRE HYDRANTS
 - MINI PILLAR
 - RAINWATER DOWNPIPE
 - RAINWATER DOWNPIPE (AT LOWER LEVEL)
 - Rain Water Harvester



SUMITOMO ELECTRIC
STA CABLE FACTORY
NIGG, TAIN IV19 1QU

eda
ARCHITECTS
EDA Architects Ltd
Omagh Enterprise Centre,
41 Corruish Ind Est,
Omagh BT78 5LU
eoghan@eda-architects.com

REVISIONS

NO.	DESCRIPTION	DATE

P01	21/08/23	ISSUED FOR PLANNING	DC	DG
REV DATE	DESCRIPTION	CHK	DRN	

STATUS
PLANNING

PROJECT
SEIUK - CL

PROJECT ADDRESS
-

DISCIPLINE
CIVIL

DWG TITLE
Storm Water - Zone 3

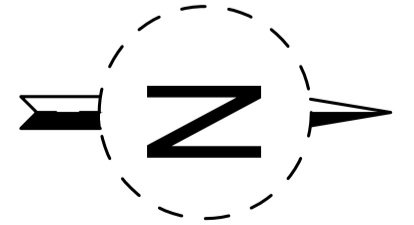
DWG NO
S-264-EUR-EXT-ZZ-DR-CS-2233

STATUS CODE
C4

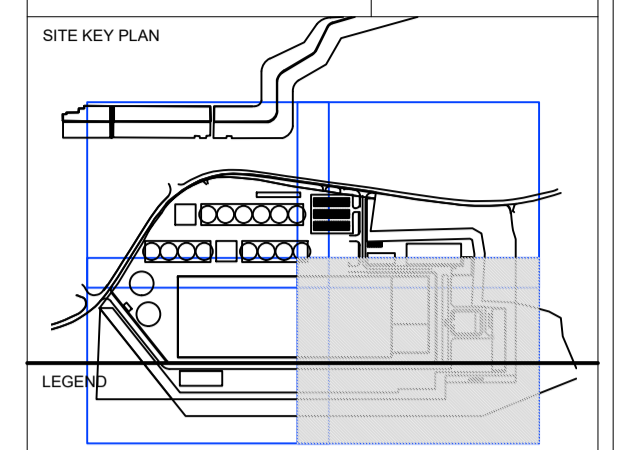
PROJECT NO. S-264	DATE 12/07/23
DRAWN / CHECKED DG	SCALE NO. 1:500

REVISION NUMBER
P01

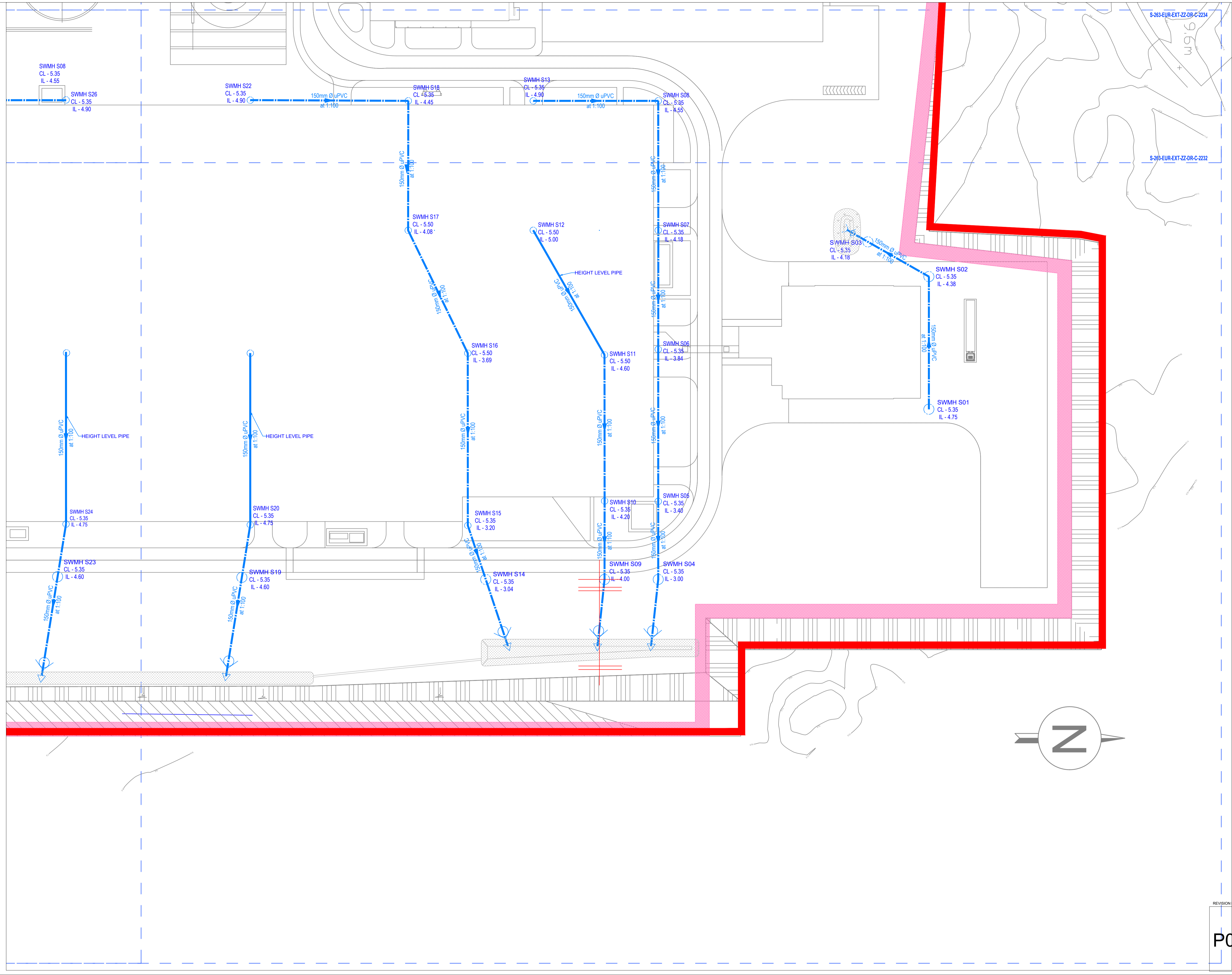
EUROPLAN GROUP
Parkview House, Beechill Office Campus,
Clonskeagh, Dublin 4, Eire.
Tel: +353 1 2606578
staprojectteam@europlanservices.com



ALL DIMENSIONS TO BE CHECKED ON SITE
NO DIMENSIONS TO BE SCALED FROM THIS
DRAWING. DRAWING IS TO BE READ IN
CONJUNCTION WITH RELEVANT
CONSULTANTS DRAWINGS



- LEGEND**
- SITE BOUNDARY
 - - - - - EXISTING FOUL SEWER
 - - - - - EXISTING COMBINED SEWER
 - - - - - EXISTING STORM SEWER
 - - - - - EXISTING WATERMAIN
 - - - - - EXISTING WATERMAIN REMOVED
 - - - - - EXISTING GAS MAIN
 - - - - - EXISTING TELECOM CABLES
 - - - - - EXISTING ELECTRICAL CABLE
 - - - - - PROPOSED FOUL SEWER
 - - - - - PROPOSED SURFACE WATER
 - - - - - PROPOSED (INT.) SURFACE WATER
 - - - - - PROPOSED WATERMAIN
 - - - - - PROPOSED FIRE MAIN
 - - - - - PROPOSED GULLY RUN
 - - - - - PROPOSED GAS MAIN
 - - - - - PROPOSED DUCT
 - - - - - PROPOSED ELECTRICAL
 - EXISTING STORM MANHOLE
 - PROPOSED STORM MANHOLE
 - ARMSTRONG JUNCTION
 - LIGHTING POINT
 - SLUICE VALVE
 - H PROPOSED WATER HYDRANT
 - EXISTING FOUL MANHOLE
 - PROPOSED FOUL MANHOLE
 - PROPOSED GULLY
 - HYD ○ FIRE HYDRANTS
 - HP □ MINI PILLAR
 - RWP RAINWATER DOWNPIPE
 - RWP RAINWATER DOWNPIPE (AT LOWER LEVEL)
 - Rain Water Harvester



SUMITOMO ELECTRIC
STA CABLE FACTORY
NIGG, TAIN IV19 1QU

eda ARCHITECTS
EDA Architects Ltd
Omagh Enterprise Centre,
41 Cornish Ind Est,
Omagh BT78 5LU
eoghan@eda-architects.com

REVISIONS

NO.	DATE	DESCRIPTION	CHK	DRN

P01	21/08/23	ISSUED FOR PLANNING	DC	DG
REV DATE		DESCRIPTION	CHK	DRN
STATUS				
PLANNING				
PROJECT				
SEIUK - CL				
PROJECT ADDRESS				
-				
DISCIPLINE				
CIVIL				
DWG TITLE				
Storm Water - Zone 4				
-				
DWG NO.				
S-264-EUR-EXT-ZZ-DR-CS-2234				
STATUS CODE				
C4				
PROJECT NO.	DATE			
S-264	12/07/23			
DRAWN / CHECKED	SCALE NO.			
DG	1:500			

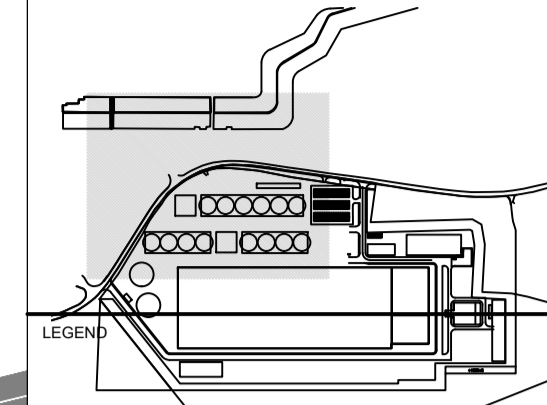
REVISION NUMBER

P01

EUROPLAN GROUP
Parkview House, Beechill Office Campus,
Clonskeagh, Dublin 4, Eire.
Tel: +353 1 2606578
staprojectteam@europlanservices.com

ALL DIMENSIONS TO BE CHECKED ON SITE
NO DIMENSIONS TO BE SCALED FROM THIS
DRAWING. DRAWING IS TO BE READ IN
CONJUNCTION WITH RELEVANT
CONSULTANT DRAWINGS

SITE KEY PLAN



- SITE BOUNDARY
- EXISTING FOUL SEWER
- EXISTING COMBINED SEWER
- EXISTING STORM SEWER
- EXISTING WATERMAIN
- EXISTING WATERMAIN REMOVED
- EXISTING GAS MAIN
- EXISTING TELECOM CABLES
- EXISTING ELECTRICAL CABLE
- PROPOSED FOUL SEWER
- PROPOSED SURFACE WATER
- PROPOSED (INT.) SURFACE WATER
- PROPOSED WATERMAIN
- PROPOSED FIRE MAIN
- PROPOSED GULLY RUN
- PROPOSED GAS MAIN
- PROPOSED DUCT
- PROPOSED ELECTRICAL

- EXISTING STORM MANHOLE
- PROPOSED STORM MANHOLE
- AJ ○ ARMSTRONG JUNCTION
- LIGHTING POINT
- SV ○ SLUICE VALVE
- H ○ PROPOSED WATER HYDRANT
- EXISTING FOUL MANHOLE
- PROPOSED FOUL MANHOLE
- G ■ PROPOSED GULLY
- HYD ○ FIRE HYDRANTS
- MP ○ MINI PILLAR
- RWP ○ RAINWATER DOWNPIPE
- RWP ○ RAINWATER DOWNPIPE (AT LOWER LEVEL)
- Rain Water Harvester

STA CABLE FACTORY
NIGG, TAIN IV19 1QU

EDA Architects Ltd
Omagh Enterprise Centre,
41 Cornish Ind Est,
Omagh BT78 5LU
eoghan@eda-architects.com

REVISIONS

NO	DATE	DESCRIPTION	CHK	DRN

REV DATE	DESCRIPTION	CHK	DRN
P01 21/08/23	ISSUED FOR PLANNING	DC	DG

STATUS
PLANNING

PROJECT
SEIUK - CL

PROJECT ADDRESS
-

DISCIPLINE
CIVIL

DWG TITLE
Foul Water - Zone 1

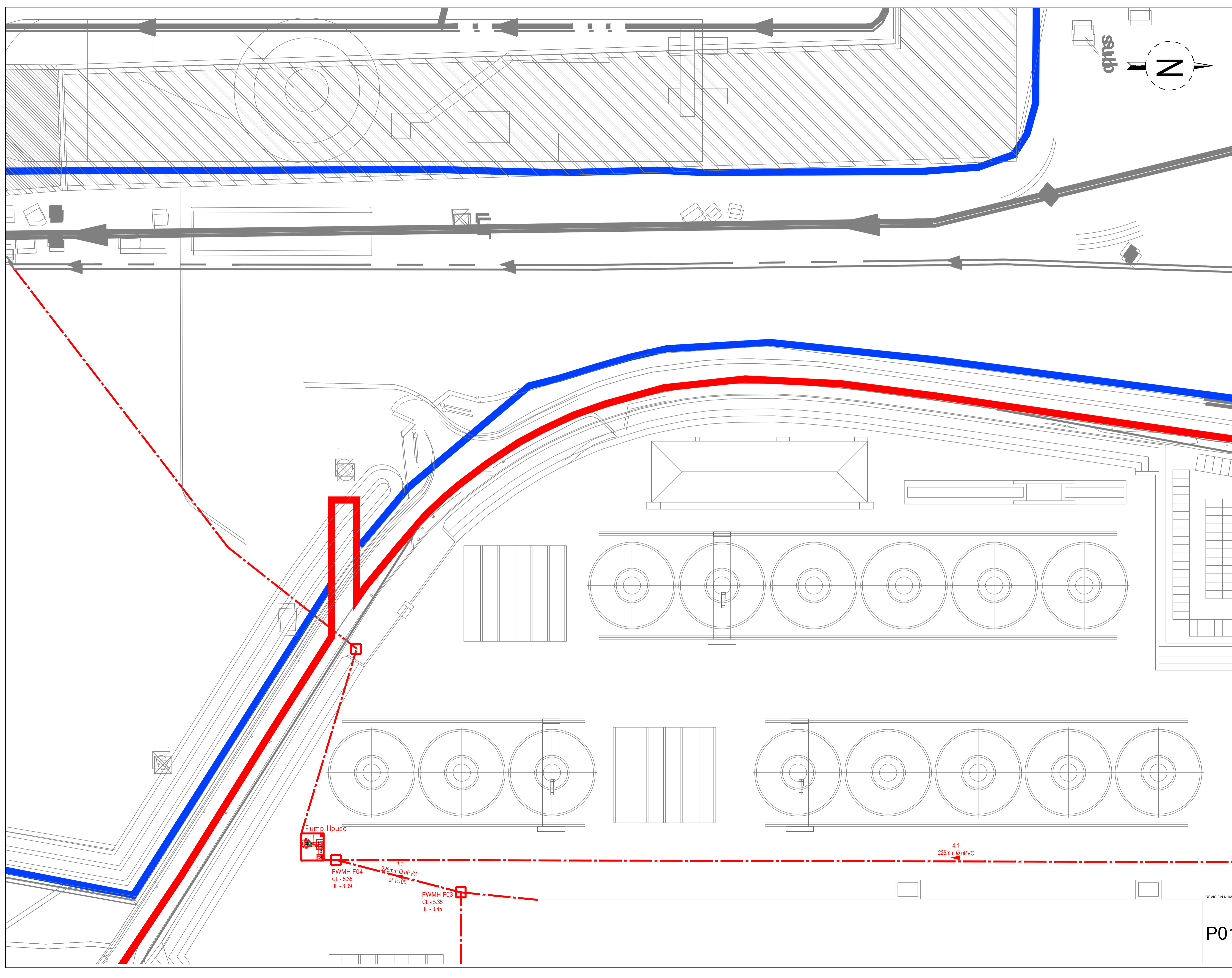
DWG NO
S-264-EUR-EXT-ZR-DR-CS-2241

STATUS CODE
C4

PROJECT NO S-264	DATE 12/07/23
---------------------	------------------

DRWNN / CHECKED DG	SCALE NO 1:500
-----------------------	-------------------

EUROPLAN GROUP
Parkview House, Beechill Office Campus,
Clonskeagh, Dublin 4, Eire.
Tel: +353 1 2606578
staprojectteam@europlanservices.com



Pump House

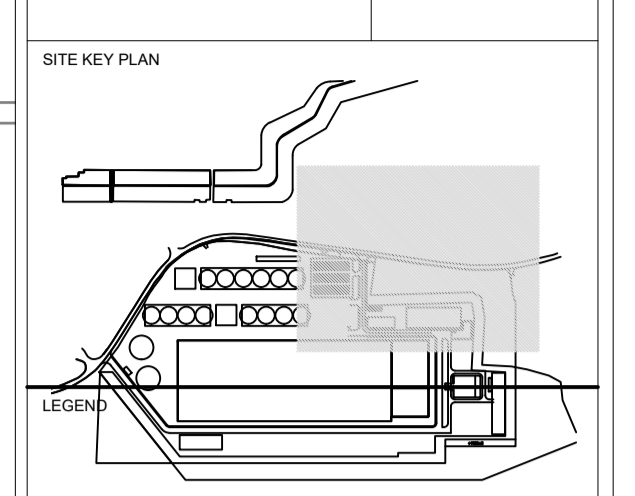
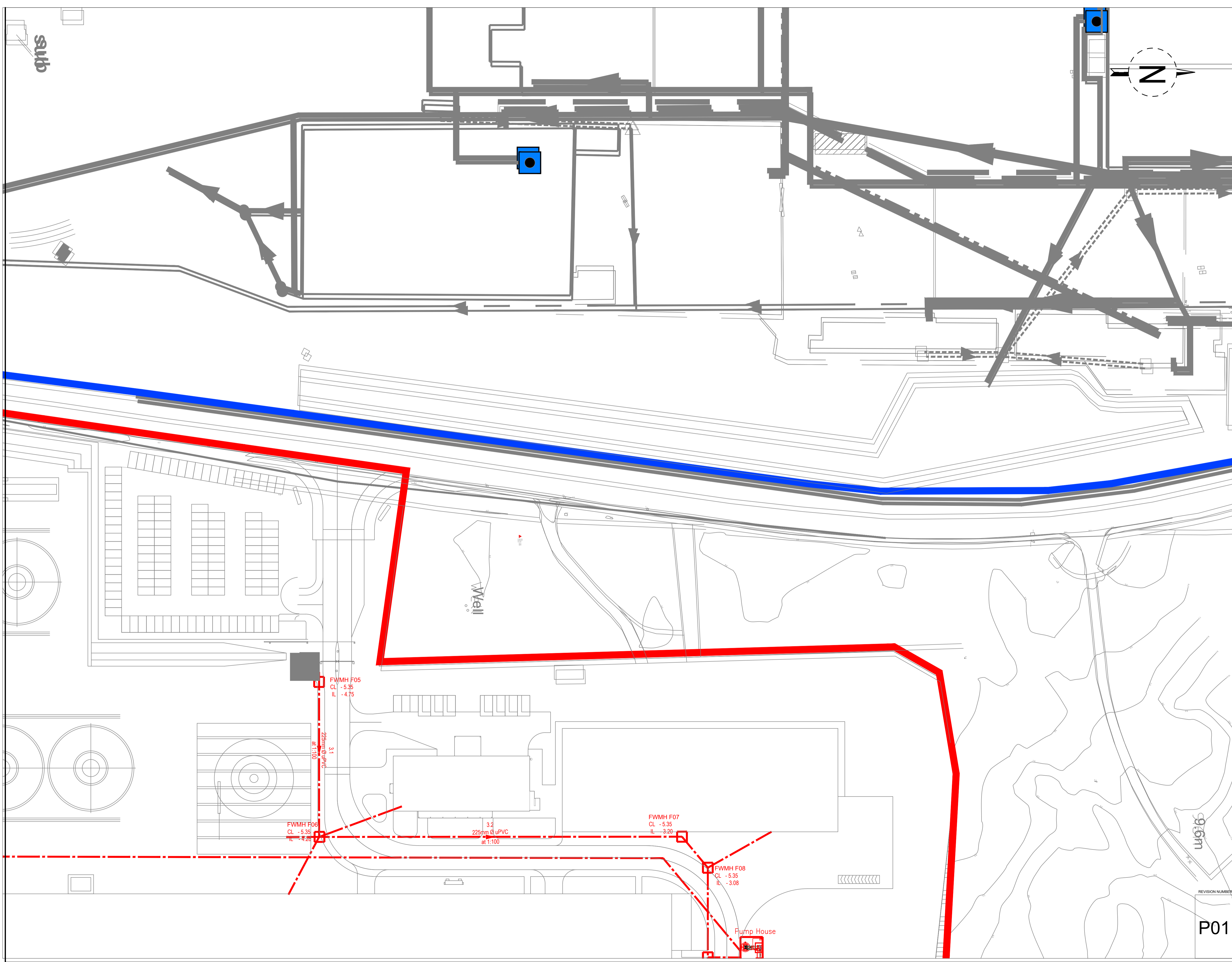
FWMH F04
CL - 5.35
IL - 3.09

225mm Ø uPVC
at T:100

FWMH F03
CL - 5.35
IL - 3.45

4.1
225mm Ø uPVC

REVISION NUMBER
P01



STA CABLE FACTORY
NIGG, TAIN IV19 1QU

eda ARCHITECTS
EDA Architects Ltd
Omagh Enterprise Centre,
41 Cornish Ind Est,
Omagh BT78 5LU
eoghan@eda-architects.com

REVISIONS

NO.	DATE	DESCRIPTION	CHK	DRN

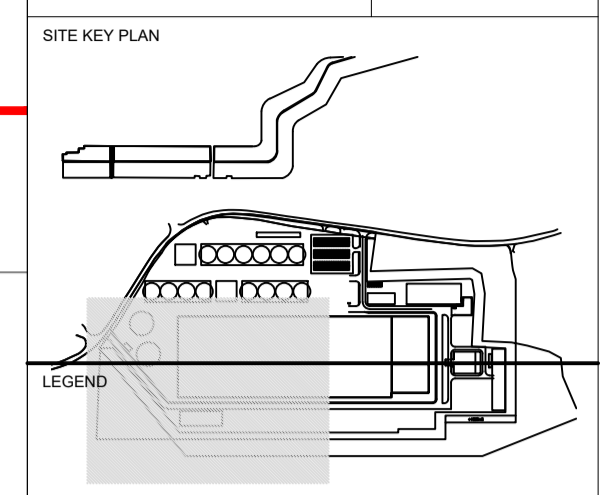
P01	21/08/23	ISSUED FOR PLANNING	DC	DG
REV	DATE	DESCRIPTION	CHK	DRN
STATUS				
PLANNING				
PROJECT				
SEIUK - CL				
PROJECT ADDRESS				
-				
DISCIPLINE				
CIVIL				
DWG TITLE				
Foul Water - Zone 2				
-				
DWG NO.				
S-264-EUR-EXT-ZZ-DR-CS-2242				
STATUS CODE				
C4				
PROJECT NO.	DATE			
S-264	12/07/23			
DRAWN / CHECKED	SCALE NO.			
DG	1:500			

EUROPLAN GROUP

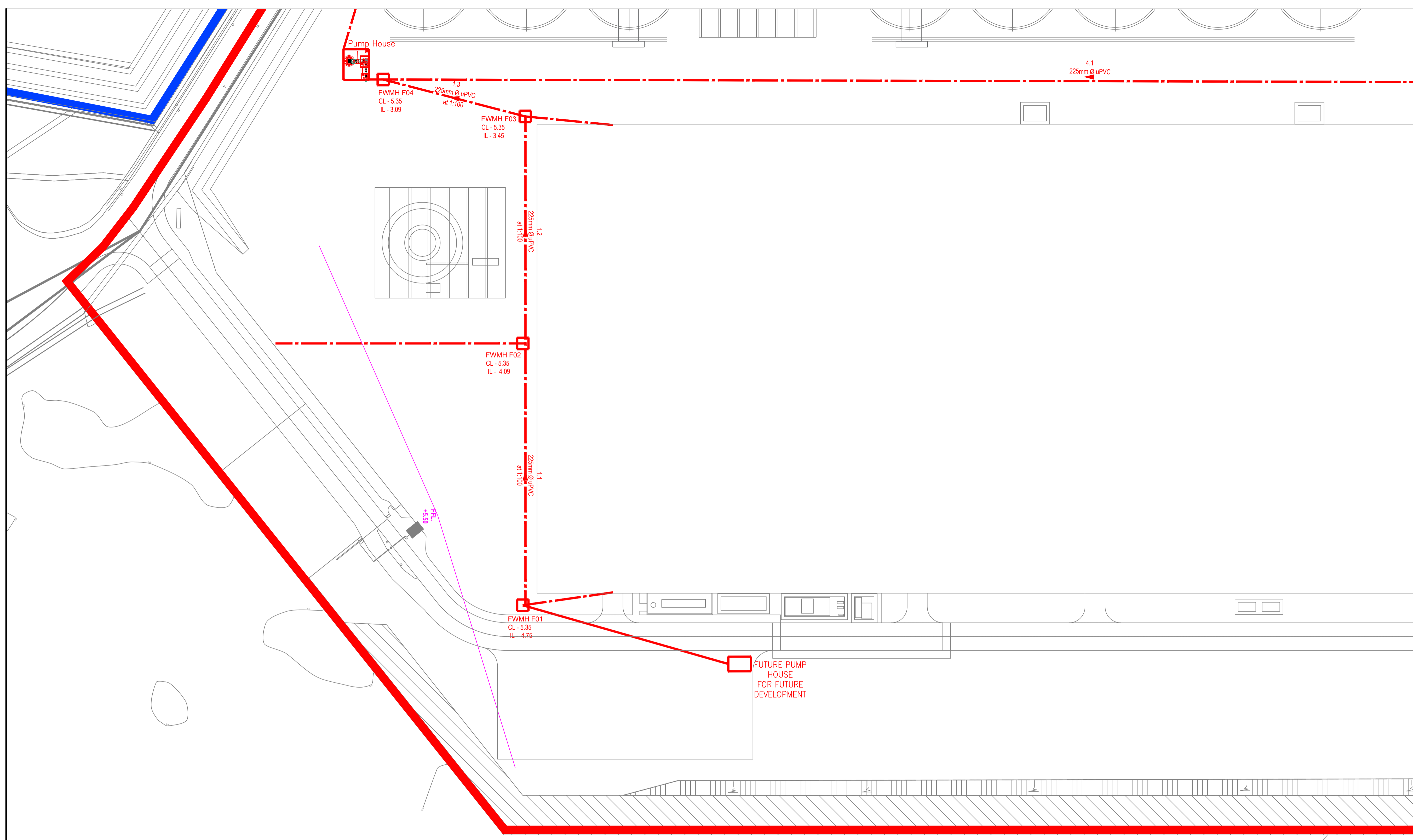
Parkview House, Beechill Office Campus,
Clonskeagh, Dublin 4, Eire.
Tel: +353 1 2606578
staprojectteam@europlanservices.com

P01

ALL DIMENSIONS TO BE CHECKED ON SITE. NO DIMENSIONS TO BE SCALED FROM THIS DRAWING. DRAWING IS TO BE READ IN CONJUNCTION WITH RELEVANT CONSULTANTS DRAWINGS.



- LEGEND**
- SITE BOUNDARY
 - - - EXISTING FOUL SEWER
 - - - EXISTING COMBINED SEWER
 - - - EXISTING STORM SEWER
 - - - EXISTING WATERMAIN
 - - - EXISTING WATERMAIN REMOVED
 - - - EXISTING GAS MAIN
 - - - EXISTING TELECOM CABLES
 - - - EXISTING ELECTRICAL CABLE
 - - - PROPOSED FOUL SEWER
 - - - PROPOSED SURFACE WATER
 - - - PROPOSED (INT.) SURFACE WATER
 - - - PROPOSED WATERMAIN
 - - - PROPOSED FIRE MAIN
 - - - PROPOSED GULLY RUN
 - - - PROPOSED GAS MAIN
 - - - PROPOSED DUCT
 - - - PROPOSED ELECTRICAL
 - EXISTING STORM MANHOLE
 - PROPOSED STORM MANHOLE
 - AJ ○ ARMSTRONG JUNCTION
 - LP ○ LIGHTING POINT
 - SV ○ SLUICE VALVE
 - H ○ PROPOSED WATER HYDRANT
 - EXISTING FOUL MANHOLE
 - PROPOSED FOUL MANHOLE
 - G ■ PROPOSED GULLY
 - HYD ○ FIRE HYDRANTS
 - MP ○ MINI PILLAR
 - RWP ○ RAINWATER DOWNPIPE
 - RAINWATER DOWNPIPE (AT LOWER LEVEL)
 - Rain Water Harvester



SUMITOMO ELECTRIC
STA CABLE FACTORY
NIGG, TAIN IV19 1QU

eda ARCHITECTS
EDA Architects Ltd
Omagh Enterprise Centre,
41 Cornish Ind Est,
Omagh BT78 5LU
eoghan@eda-architects.com

REVISIONS

NO.	DATE	DESCRIPTION	CHK	DRN

REV	DATE	DESCRIPTION	CHK	DRN
P01	21/08/23	ISSUED FOR PLANNING	DC	DG

STATUS: PLANNING

PROJECT: SEIUK - CL

PROJECT ADDRESS: -

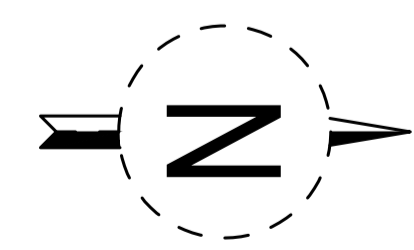
DISCIPLINE: CIVIL

DWG TITLE: Foul Water - Zone 3

DWG NO: S-264-EUR-EXT-ZZ-DR-CS-2243

STATUS CODE: C4

PROJECT NO: S-264	DATE: 12/07/23
DRAWN / CHECKED: DG	SCALE NO: 1:500



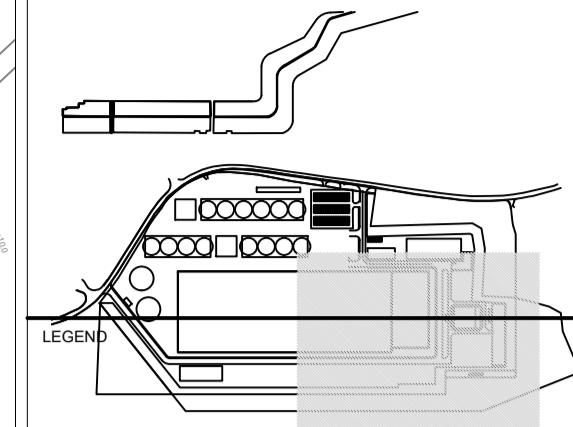
REVISION NUMBER: P01

EUROPLAN GROUP

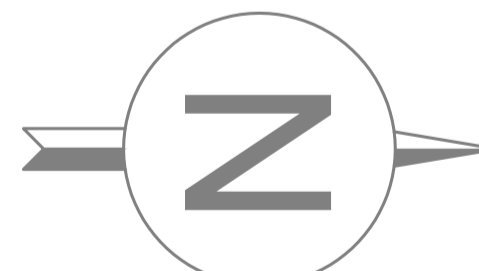
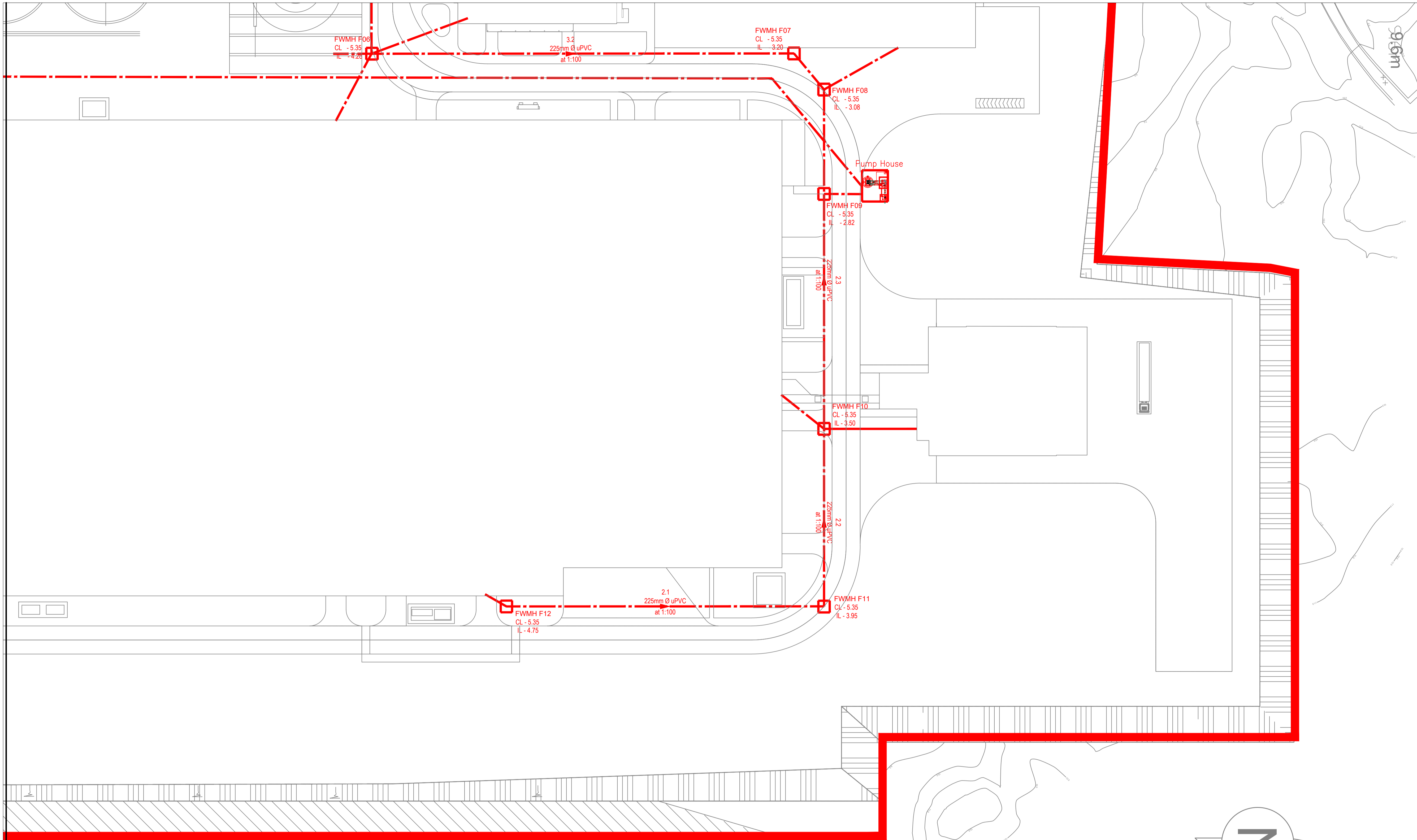
Parkview House, Beechill Office Campus,
Clonskeagh, Dublin 4, Eire.
Tel: +353 1 2606578
staprojectteam@europlanservices.com

ALL DIMENSIONS TO BE CHECKED ON SITE. NO DIMENSIONS TO BE SCALED FROM THIS DRAWING. DRAWING IS TO BE READ IN CONJUNCTION WITH RELEVANT CONSULTANTS DRAWINGS.

SITE KEY PLAN



- SITE BOUNDARY
- - - EXISTING FOUL SEWER
- - - EXISTING COMBINED SEWER
- - - EXISTING STORM SEWER
- - - EXISTING WATERMAIN
- - - EXISTING WATERMAIN REMOVED
- - - EXISTING GAS MAIN
- - - EXISTING TELECOM CABLES
- - - EXISTING ELECTRICAL CABLE
- - - PROPOSED FOUL SEWER
- - - PROPOSED SURFACE WATER
- - - PROPOSED (INT.) SURFACE WATER
- - - PROPOSED WATERMAIN
- - - PROPOSED FIRE MAIN
- - - PROPOSED GULLY RUN
- - - PROPOSED GAS MAIN
- - - PROPOSED DUCT
- - - PROPOSED ELECTRICAL
- EXISTING STORM MANHOLE
- PROPOSED STORM MANHOLE
- AJ ○ ARMSTRONG JUNCTION
- LIGHTING POINT
- SV ○ SLUICE VALVE
- H ○ PROPOSED WATER HYDRANT
- EXISTING FOUL MANHOLE
- PROPOSED FOUL MANHOLE
- G ■ PROPOSED GULLY
- HYD ○ FIRE HYDRANTS
- MP ○ MINI PILLAR
- RWP ○ RAINWATER DOWNPIPE
- RWP ○ RAINWATER DOWNPIPE (AT LOWER LEVEL)
- Rain Water Harvester



SUMITOMO ELECTRIC STA CABLE FACTORY
NIGG, TAIN IV19 1QU

eda ARCHITECTS
EDA Architects Ltd
Omagh Enterprise Centre,
41 Cornish Ind Est,
Omagh BT78 5LU
eoghan@eda-architects.com

REVISIONS

NO.	DATE	DESCRIPTION	BY	CHK	DRN

P01	21/08/23	ISSUED FOR PLANNING	DC	DG
REV	DATE	DESCRIPTION	CHK	DRN

STATUS: **PLANNING**
PROJECT: SEIUK - CL

PROJECT ADDRESS: -
DISCIPLINE: CIVIL

DWG TITLE: Foul Water - Zone 4

DWG NO: S-264-EUR-EXT-ZZ-DR-CS-2244
STATUS CODE: C4

PROJECT NO:	DATE:
S-264	12/07/23
DRAWN / CHECKED:	SCALE NO:
DG	1:500

REVISION NUMBER
P01

EUROPLAN GROUP
Parkview House, Beechill Office Campus,
Clonskeagh, Dublin 4, Eire.
Tel: +353 1 2606578
staprojectteam@europlanservices.com

ALL DIMENSIONS TO BE CHECKED ON SITE.
NO DIMENSIONS TO BE SCALED FROM THIS
DRAWING. DRAWING IS TO BE READ IN
CONJUNCTION WITH RELEVANT
CONSULTANTS DRAWINGS.

SITE KEY PLAN

LEGEND

- BAFL - BAFFLE
- CL - COVER LEVEL
- EBC - EMERGENCY BAUER CONNECTION
- FCP - FLYGT CONCERTOR PUMP
- FS - FLOAT SWITCH
- FV - FLAP VALVE
- GL - GROUND LEVEL
- IL - INVERT LEVEL
- LDS - LIFTING DAVIT SOCKET
- MFLQ - METER FLOW
- NRV - NON RETURN VALVE
- PV - PENSTOCK VALVE
- RC - REDUCING COUPLER
- SB - STAINLESS BRACKET
- SDVLV - SLUICE DRAIN VALVE
- TBC - TO BE CONFIRMED
- UF - UNIFLANGE (INSTALL IT WHEN NEEDED)
- HLP - HYDROSTATIC LEVEL PROBE
- VJD - VIKING JOHNSON DISMANTLING
- VJM - VIKING JOHNSON MEGADAPTOR
- VLV - VALVE

REVISIONS

NO	DATE	DESCRIPTION	CHK	DRN

P01 21/08/23 ISSUED FOR PLANNING DC DS
REV DATE DESCRIPTION CKH DRN

STATUS
PLANNING

PROJECT
SEIUK - CL

PROJECT ADDRESS
-

DISCIPLINE
CIVIL

DWG TITLE
TYPICAL PUMP HOUSE DETAILS

DWG NO.
S-264-EUR-EXT-ZZ-DR-CS-2246

STATUS CODE
C4

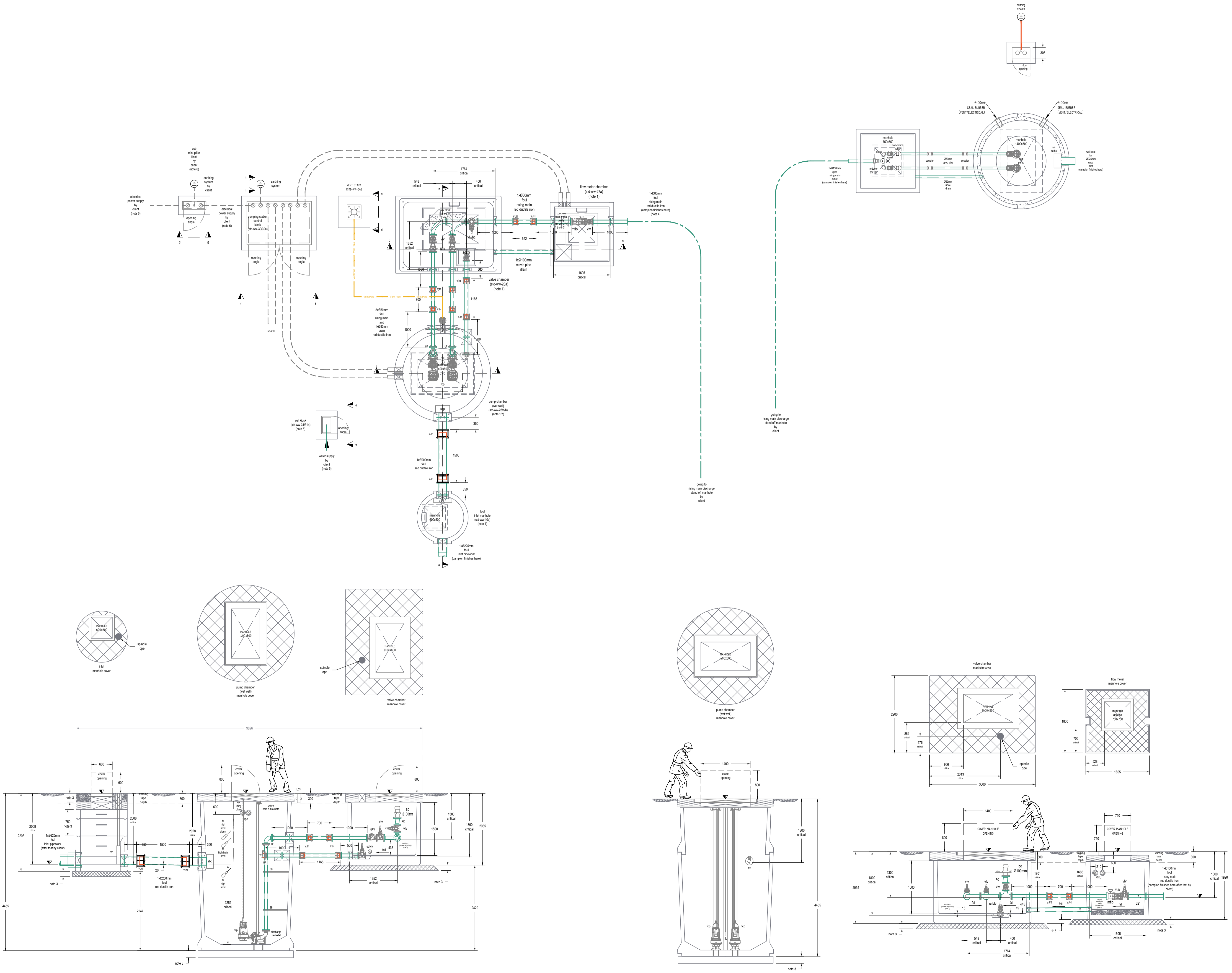
PROJECT NO.
S-264 DATE
19/07/23

DRAWN / CHECKED
SVM DC SCALE NO.
(@A1) 1:50

REVISION NUMBER

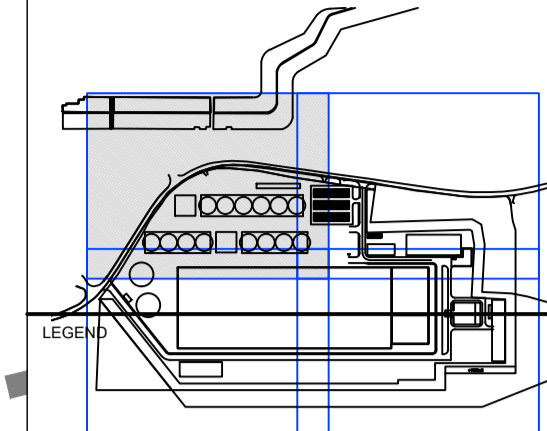
P01

EUROPLAN GROUP
Parkview House, Beechill Office Campus,
Clonskeagh, Dublin 4, Eire.
Tel: +353 1 2606578
staprojectteam@eurolanservices.com



ALL DIMENSIONS TO BE CHECKED ON SITE
NO DIMENSIONS TO BE SCALED FROM THIS
DRAWING. DRAWING IS TO BE READ IN
CONJUNCTION WITH RELEVANT
CONSULTANT DRAWINGS

SITE KEY PLAN



- SITE BOUNDARY
- EXISTING FOUL SEWER
- EXISTING COMBINED SEWER
- EXISTING STORM SEWER
- EXISTING WATERMAIN
- EXISTING WATERMAIN REMOVED
- EXISTING GAS MAIN
- EXISTING TELECOM CABLES
- EXISTING ELECTRICAL CABLE
- PROPOSED FOUL SEWER
- PROPOSED SURFACE WATER
- PROPOSED (INT.) SURFACE WATER
- PROPOSED WATERMAIN
- PROPOSED FIRE MAIN
- PROPOSED GULLY RUN
- PROPOSED GAS MAIN
- PROPOSED DUCT
- PROPOSED ELECTRICAL
- EXISTING STORM MANHOLE
- PROPOSED STORM MANHOLE
- AJ ○ ARMSTRONG JUNCTION
- LIGHTING POINT
- SV ○ SLUICE VALVE
- H ○ PROPOSED WATER HYDRANT
- EXISTING FOUL MANHOLE
- PROPOSED FOUL MANHOLE
- G ■ PROPOSED GULLY
- HYD, q ■ FIRE HYDRANTS
- MP ■ MINI PILLAR
- RWP RAINWATER DOWNPIPE
- RWP RAINWATER DOWNPIPE (AT LOWER LEVEL)
- Rain Water Harvester

REVISIONS

NO.	DESCRIPTION	DATE	BY	CHK	DRN

P01	21/08/23	ISSUED FOR PLANNING	DC	DG
REV	DATE	DESCRIPTION	CKH	DRN

STATUS
PLANNING

PROJECT
SEIUK - CL

PROJECT ADDRESS
-

DISCIPLINE
CIVIL

DWG TITLE
Watermain - Zone 1

DWG NO.
S-263-EUR-EXT-ZZ-DR-CS-2251

STATUS CODE
C4

PROJECT NO.
S-264

DATE
21/08/23

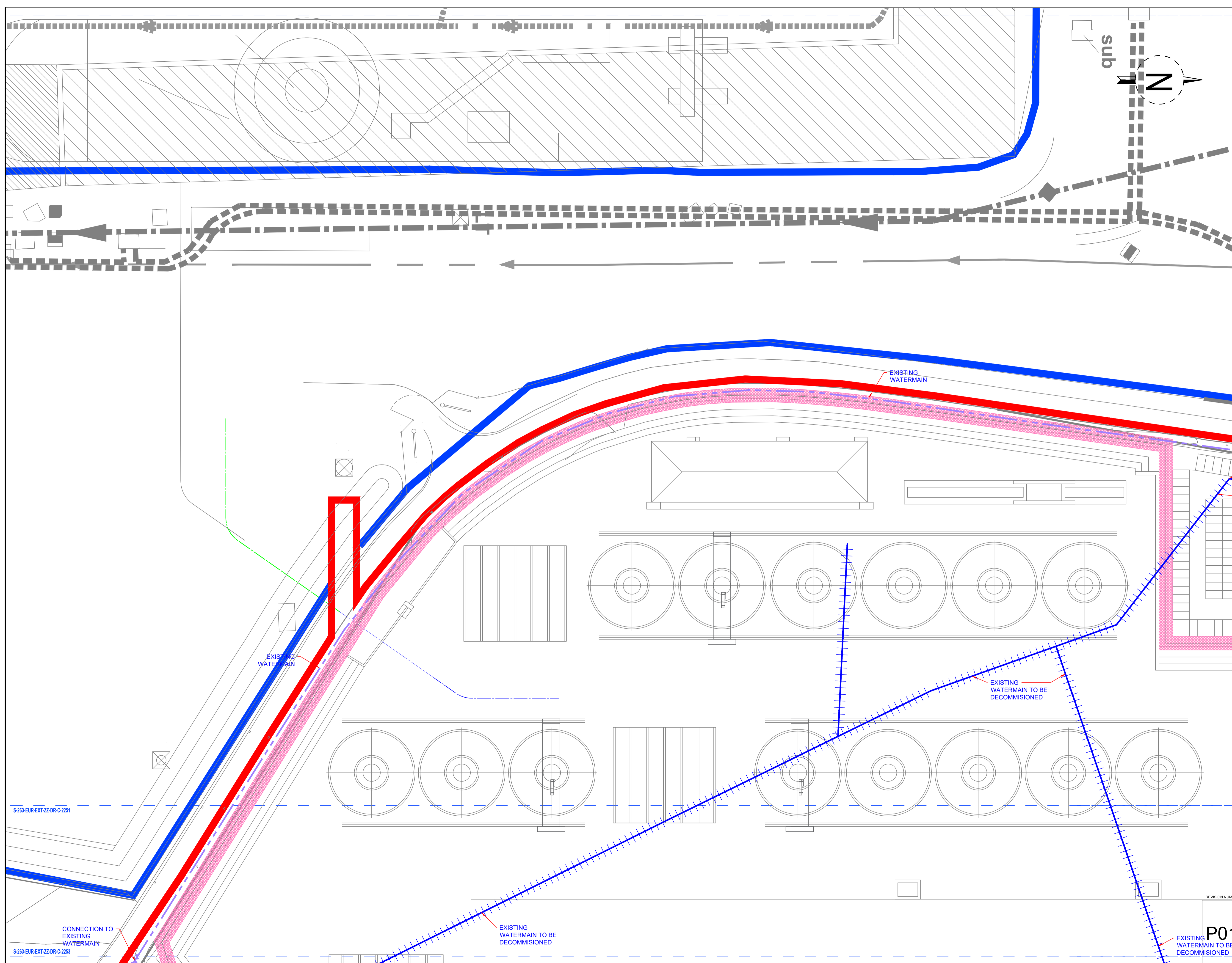
DRAWN / CHECKED
DG

SCALE NO.
(@A1) 1:100

REVISION NUMBER



Parkview House, Beechill Office Campus,
Clonskeagh, Dublin 4, Eire.
Tel: +353 1 2606578
staprojectteam@europlanservices.com

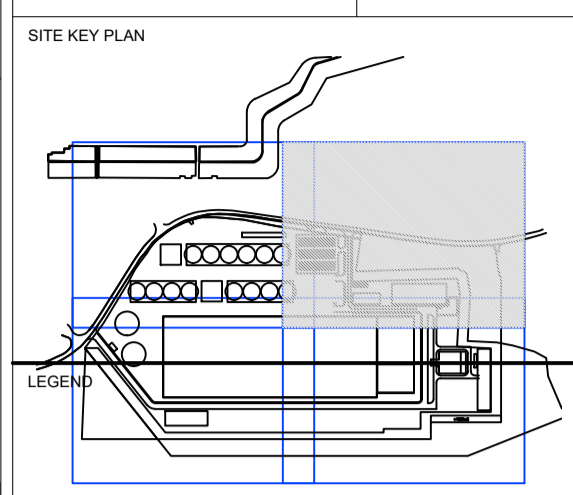


S-263-EUR-EXT-ZZ-DR-C-2251

S-263-EUR-EXT-ZZ-DR-C-2253

P01
EXISTING WATERMAIN TO BE DECOMMISSIONED

ALL DIMENSIONS TO BE CHECKED ON SITE. NO DIMENSIONS TO BE SCALED FROM THIS DRAWING. DRAWING IS TO BE READ IN CONJUNCTION WITH RELEVANT CONSULTANTS DRAWINGS.



- SITE BOUNDARY
- EXISTING FOUL SEWER
- EXISTING COMBINED SEWER
- EXISTING STORM SEWER
- EXISTING WATERMAIN
- EXISTING WATERMAIN REMOVED
- EXISTING GAS MAIN
- EXISTING TELECOM CABLES
- EXISTING ELECTRICAL CABLE
- PROPOSED FOUL SEWER
- PROPOSED SURFACE WATER
- PROPOSED (INT.) SURFACE WATER
- PROPOSED WATERMAIN
- PROPOSED FIRE MAIN
- PROPOSED GULLY RUN
- PROPOSED GAS MAIN
- PROPOSED DUCT
- PROPOSED ELECTRICAL
- EXISTING STORM MANHOLE
- PROPOSED STORM MANHOLE
- ARMSTRONG JUNCTION
- LIGHTING POINT
- SLUICE VALVE
- PROPOSED WATER HYDRANT
- EXISTING FOUL MANHOLE
- PROPOSED FOUL MANHOLE
- PROPOSED GULLY
- FIRE HYDRANTS
- MINI PILLAR
- RAINWATER DOWNPIPE
- RAINWATER DOWNPIPE (AT LOWER LEVEL)
- Rain Water Harvester

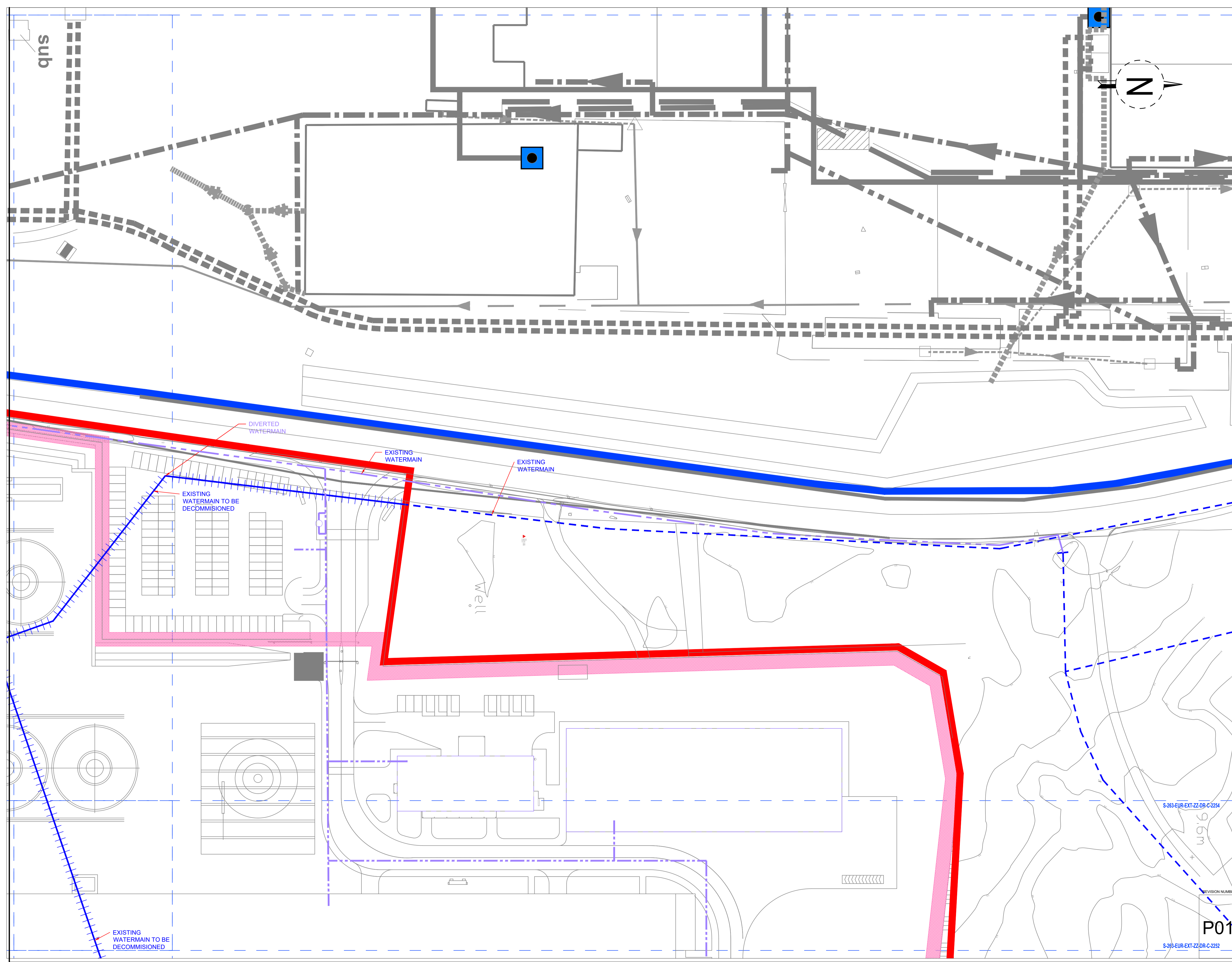
REVISIONS

NO.	DATE	DESCRIPTION	BY	CHKD

P01	21/08/23	ISSUED FOR PLANNING	DC	DG
REV	DATE	DESCRIPTION	CHK	DRN
STATUS				
PLANNING				
PROJECT				
SEIUK - CL				
PROJECT ADDRESS				
-				
DISCIPLINE				
CIVIL				
DWG TITLE				
Watermain - Zone 2				
-				
DWG NO.				
S-263-EUR-EXT-ZZ-DR-C-2254				
STATUS CODE				
C4				
PROJECT NO.	DATE			
S-264	21/08/23			
DRAWN / CHECKED	SCALE NO.			
DG	(@A1) 1:100			

EUROPLAN GROUP

Parkview House, Beechill Office Campus,
Clonskeagh, Dublin 4, Eire.
Tel: +353 1 2606578
staprojectteam@euoplanservices.com

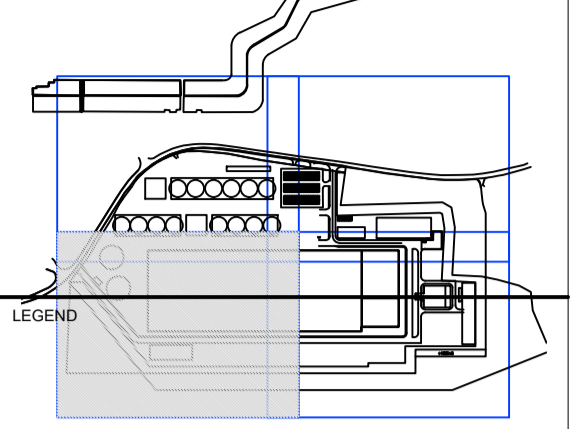


S-263-EUR-EXT-ZZ-DR-C-2251

A1

ALL DIMENSIONS TO BE CHECKED ON SITE. NO DIMENSIONS TO BE SCALED FROM THIS DRAWING. DRAWING IS TO BE READ IN CONJUNCTION WITH RELEVANT CONSULTANTS DRAWINGS.

SITE KEY PLAN



LEGEND

- SITE BOUNDARY
- EXISTING FOUL SEWER
- EXISTING COMBINED SEWER
- EXISTING STORM SEWER
- EXISTING WATERMAIN
- EXISTING WATERMAIN REMOVED
- EXISTING GAS MAIN
- EXISTING TELECOM CABLES
- EXISTING ELECTRICAL CABLE
- PROPOSED FOUL SEWER
- PROPOSED SURFACE WATER
- PROPOSED (INT.) SURFACE WATER
- PROPOSED WATERMAIN
- PROPOSED FIRE MAIN
- PROPOSED GULLY RUN
- PROPOSED GAS MAIN
- PROPOSED DUCT
- PROPOSED ELECTRICAL
- EXISTING STORM MANHOLE
- PROPOSED STORM MANHOLE
- AJ ○ ARMSTRONG JUNCTION
- LIGHTING POINT
- SV ○ SLUICE VALVE
- H ○ PROPOSED WATER HYDRANT
- EXISTING FOUL MANHOLE
- PROPOSED FOUL MANHOLE
- G ■ PROPOSED GULLY
- HYD ○ FIRE HYDRANTS
- MP ○ MINI PILLAR
- RWP RAINWATER DOWNPIPE
- RWP RAINWATER DOWNPIPE (AT LOWER LEVEL)
- Rain Water Harvester

REVISIONS

REV	DATE	DESCRIPTION	CHK	DRN

REV	DATE	DESCRIPTION	CHK	DRN
P01	21/08/23	ISSUED FOR PLANNING	DC	DG

STATUS: PLANNING

PROJECT: SEIUK - CL

PROJECT ADDRESS: -

DISCIPLINE: CIVIL

DWG TITLE: Watermain - Zone 3

DWG NO: S-263-EUR-EXT-ZZ-DR-CS-2253

STATUS CODE: C4

PROJECT NO: S-264

DATE: 21/08/23

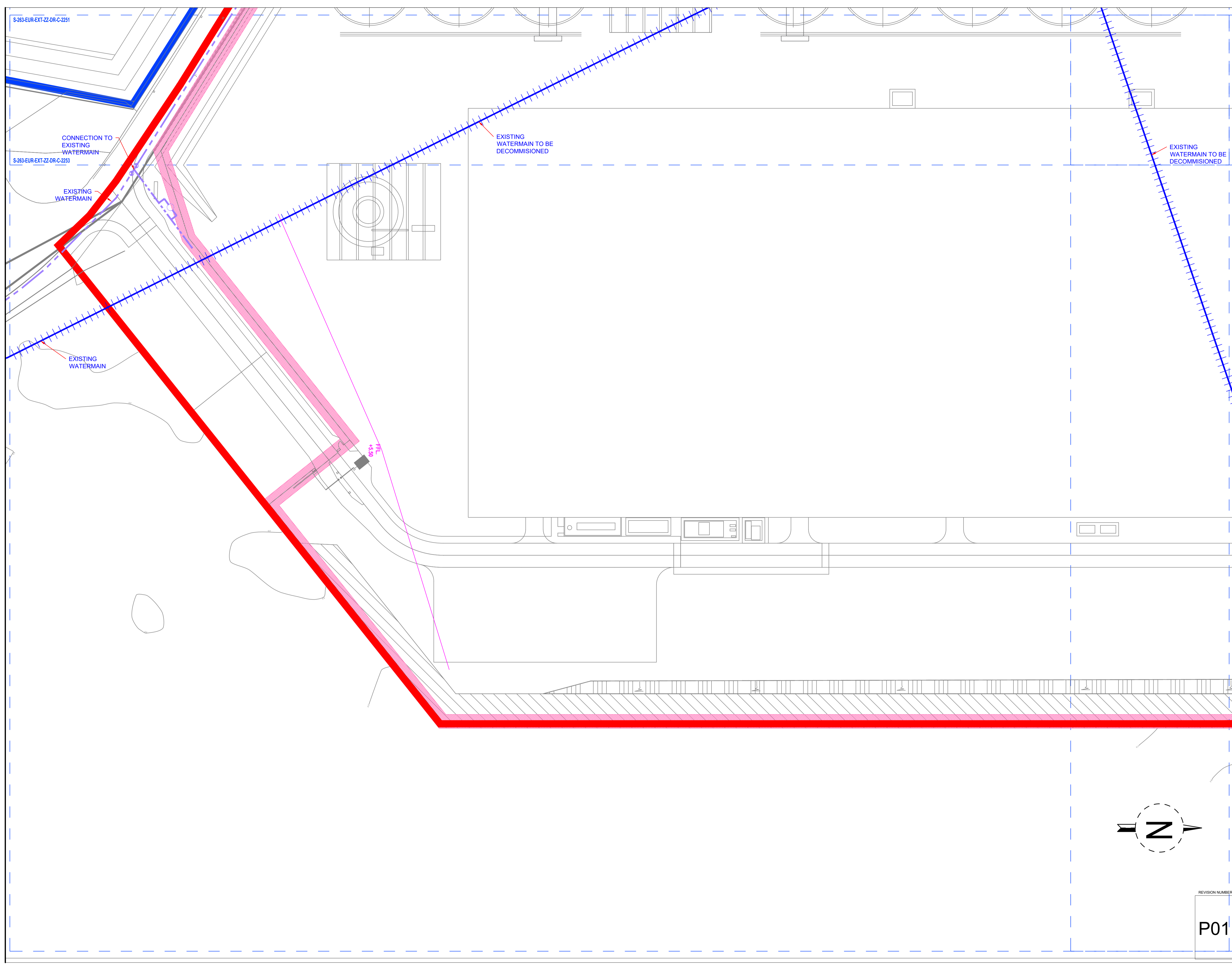
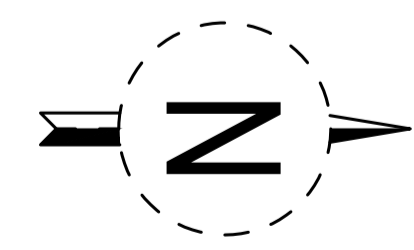
SCALE NO: (@A1) 1:100

SCALE: (@A1) 1:100

REVISION NUMBER: P01

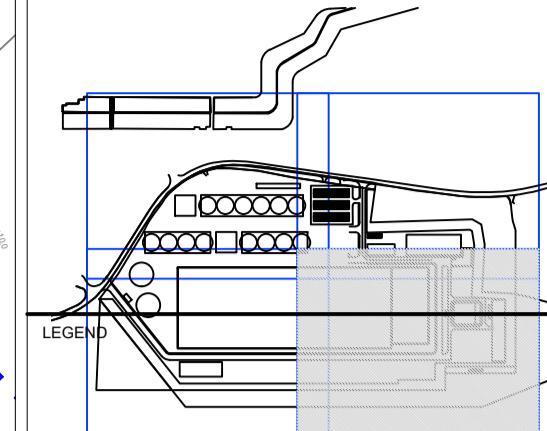


Parkview House, Beechill Office Campus,
Clonskeagh, Dublin 4, Eire.
Tel: +353 1 2606578
staprojectteam@europlanservices.com



ALL DIMENSIONS TO BE CHECKED ON SITE. NO DIMENSIONS TO BE SCALED FROM THIS DRAWING. DRAWING IS TO BE READ IN CONJUNCTION WITH RELEVANT CONSULTANTS DRAWINGS.

SITE KEY PLAN



- SITE BOUNDARY
- EXISTING FOUL SEWER
- EXISTING COMBINED SEWER
- EXISTING STORM SEWER
- EXISTING WATERMAIN
- EXISTING WATERMAIN REMOVED
- EXISTING GAS MAIN
- EXISTING TELECOM CABLES
- EXISTING ELECTRICAL CABLE
- PROPOSED FOUL SEWER
- PROPOSED SURFACE WATER
- PROPOSED (INT.) SURFACE WATER
- PROPOSED WATERMAIN
- PROPOSED FIRE MAIN
- PROPOSED GULLY RUN
- PROPOSED GAS MAIN
- PROPOSED DUCT
- PROPOSED ELECTRICAL
- EXISTING STORM MANHOLE
- PROPOSED STORM MANHOLE
- AJ ○ ARMSTRONG JUNCTION
- LF ○ LIGHTING POINT
- SV ○ SLUICE VALVE
- H ○ PROPOSED WATER HYDRANT
- EXISTING FOUL MANHOLE
- PROPOSED FOUL MANHOLE
- G ■ PROPOSED GULLY
- HYD, q ■ FIRE HYDRANTS
- MP ■ MINI PILLAR
- RWP RAINWATER DOWNPIPE
- RWP RAINWATER DOWNPIPE (AT LOWER LEVEL)
- Rain Water Harvester

REVISIONS

NO.	DATE	DESCRIPTION	DC	DG

P01	21/08/23	ISSUED FOR PLANNING	DC	DG
-----	----------	---------------------	----	----

REV. DATE	DESCRIPTION	CKH	DRN
-----------	-------------	-----	-----

STATUS: PLANNING

PROJECT: SEIUK - CL

PROJECT ADDRESS: -

DISCIPLINE: CIVIL

DWG TITLE: Watermain - Zone 4

DWG NO: S-263-EUR-EXT-ZZ-DR-CS-2254

STATUS CODE: C4

PROJECT NO: S-264

DATE: 21/08/23

SCALE NO: (@A1) 1:100

SCALE NO: (@A1) 1:100

SCALE NO: (@A1) 1:100

SCALE NO: (@A1) 1:100

SCALE NO: (@A1) 1:100

SCALE NO: (@A1) 1:100

SCALE NO: (@A1) 1:100

SCALE NO: (@A1) 1:100

SCALE NO: (@A1) 1:100

SCALE NO: (@A1) 1:100

SCALE NO: (@A1) 1:100

SCALE NO: (@A1) 1:100

SCALE NO: (@A1) 1:100

SCALE NO: (@A1) 1:100

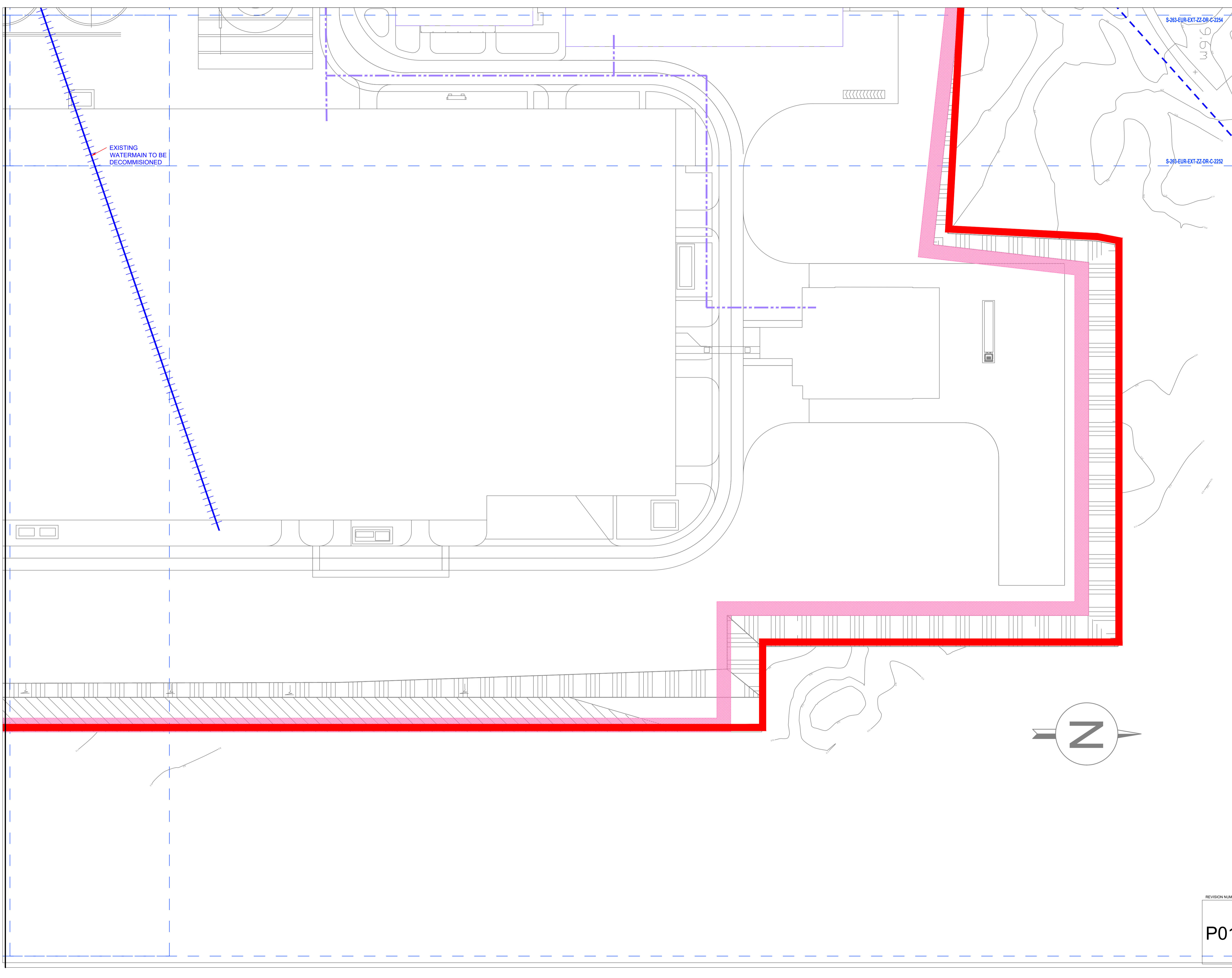
SCALE NO: (@A1) 1:100

SCALE NO: (@A1) 1:100

SCALE NO: (@A1) 1:100

P01

EUROPLAN GROUP
 Parkview House, Beechill Office Campus,
 Clonskeagh, Dublin 4, Eire.
 Tel: +353 1 2606578
 staprojectteam@europlanservices.com

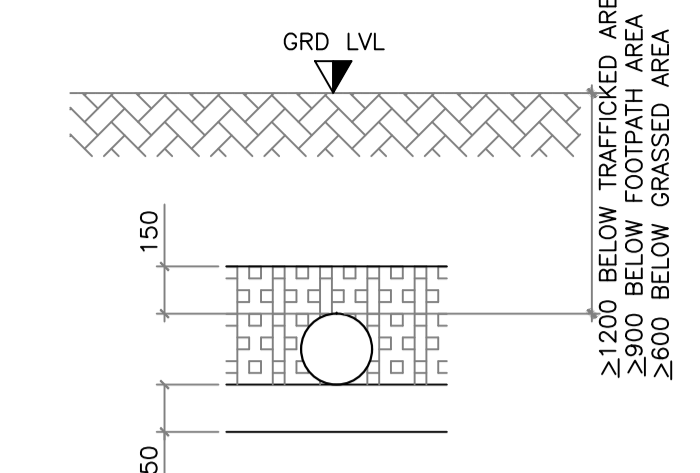
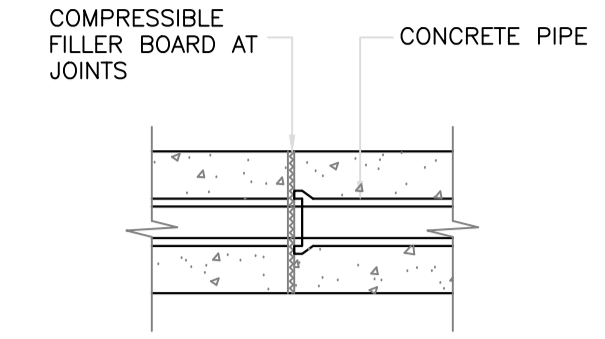
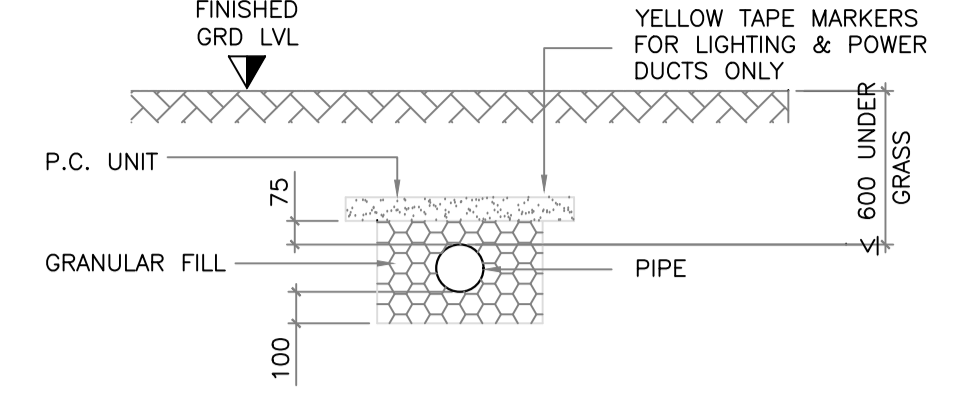
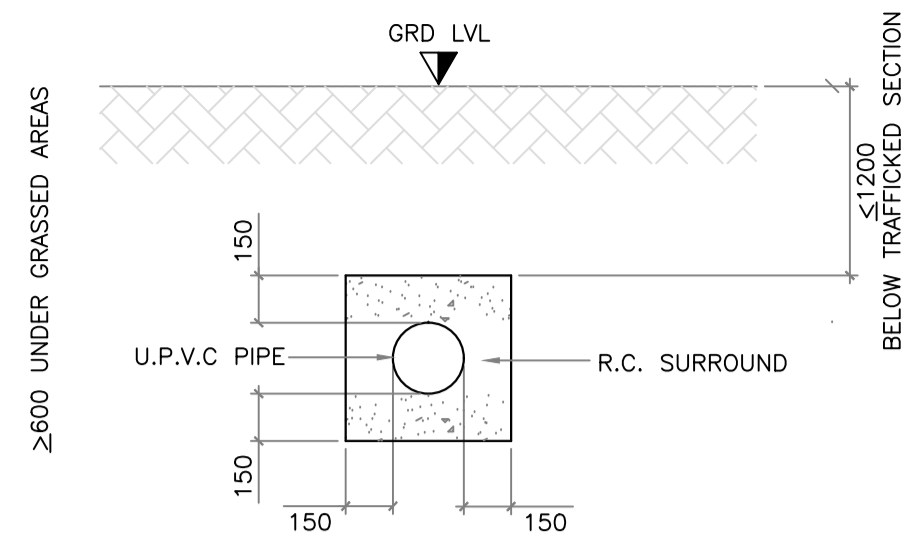
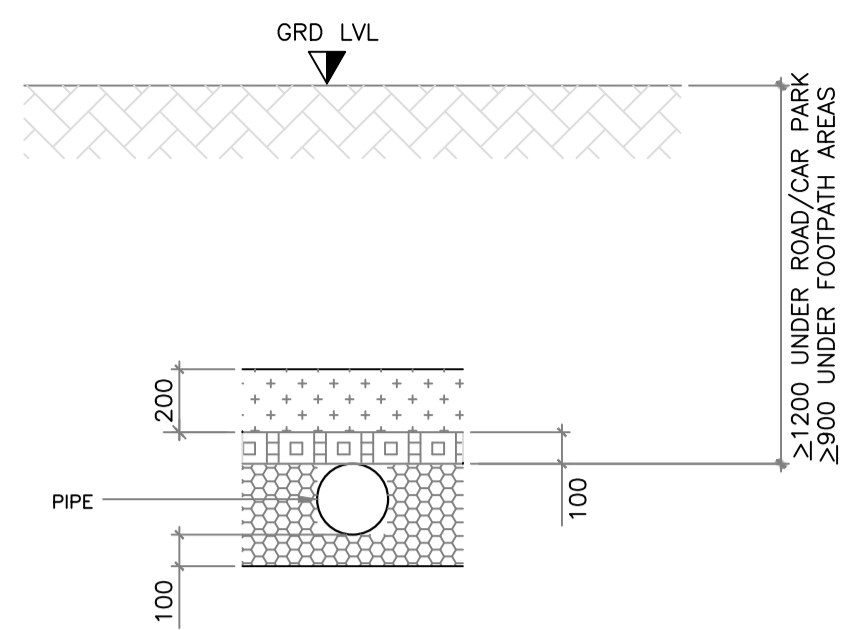


EXISTING WATERMAIN TO BE DECOMMISSIONED

S-263-EUR-EXT-ZZ-DR-C-2254

S-263-EUR-EXT-ZZ-DR-C-2252

ALL DIMENSIONS TO BE CHECKED ON SITE.
NO DIMENSIONS TO BE SCALED FROM THIS
DRAWING. DRAWING IS TO BE READ IN
CONJUNCTION WITH RELEVANT
CONSULTANTS DRAWINGS.



LEGEND.

- [Pattern] SELECTED FILL FREE FROM STONES LARGER THAN 40mm, LUMPS OF CLAY OVER 100mm, FROZEN MATERIAL, VEGETABLE MATTER
- [Pattern] SELECTED FILL OR GRANULAR FILL FREE FROM STONES LARGER THAN 40mm
- [Pattern] GRANULAR MATERIAL: SHOULD CONFORM TO B.S. 882 (1983) TABLE 4 OR B.S. 8301 (1983) APPENDIX D. COMPACTION FACTOR > 0.3

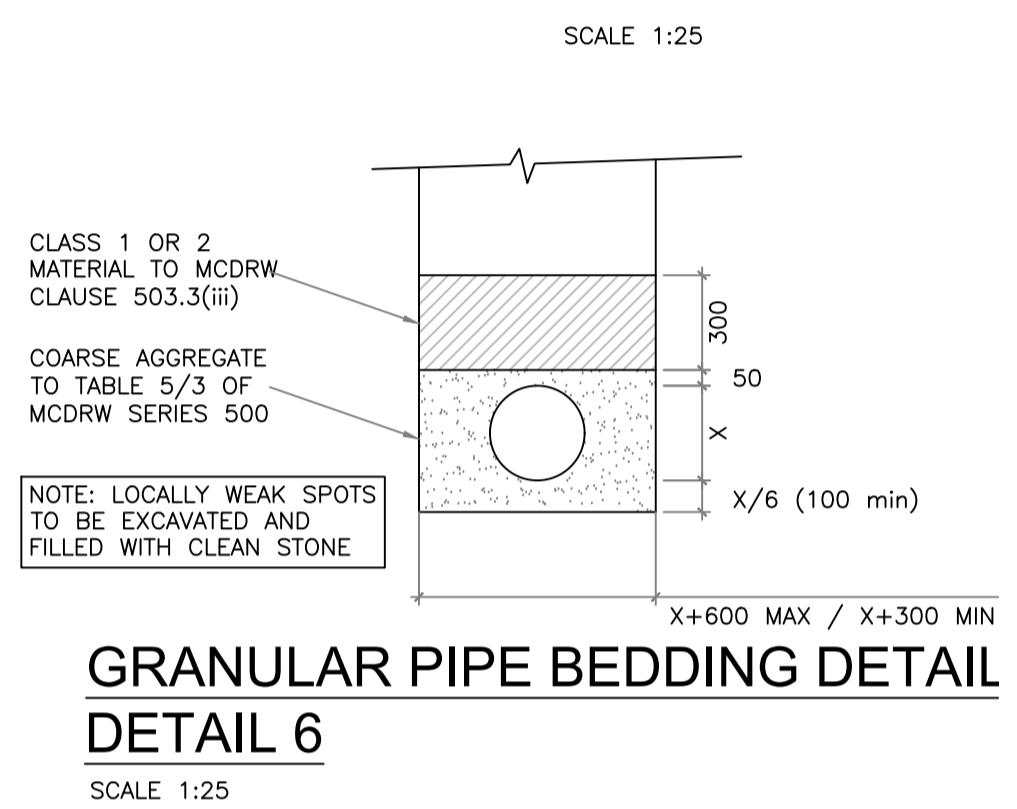
**PIPE PROTECTION
DETAIL 1.**
FLEXIBLE PIPES.

**PIPE PROTECTION
DETAIL 2.**
FLEXIBLE PIPES.

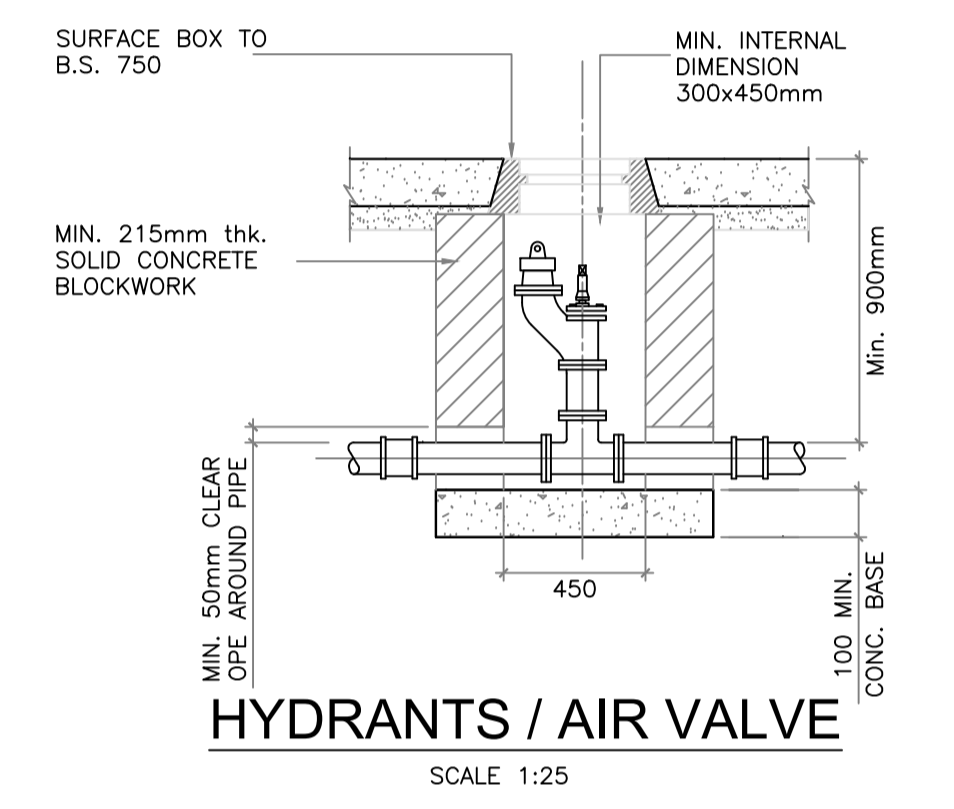
**PIPE PROTECTION
DETAIL 3.**
FLEXIBLE PIPES.

**PIPE PROTECTION.
DETAIL 4.**
SCALE 1:25

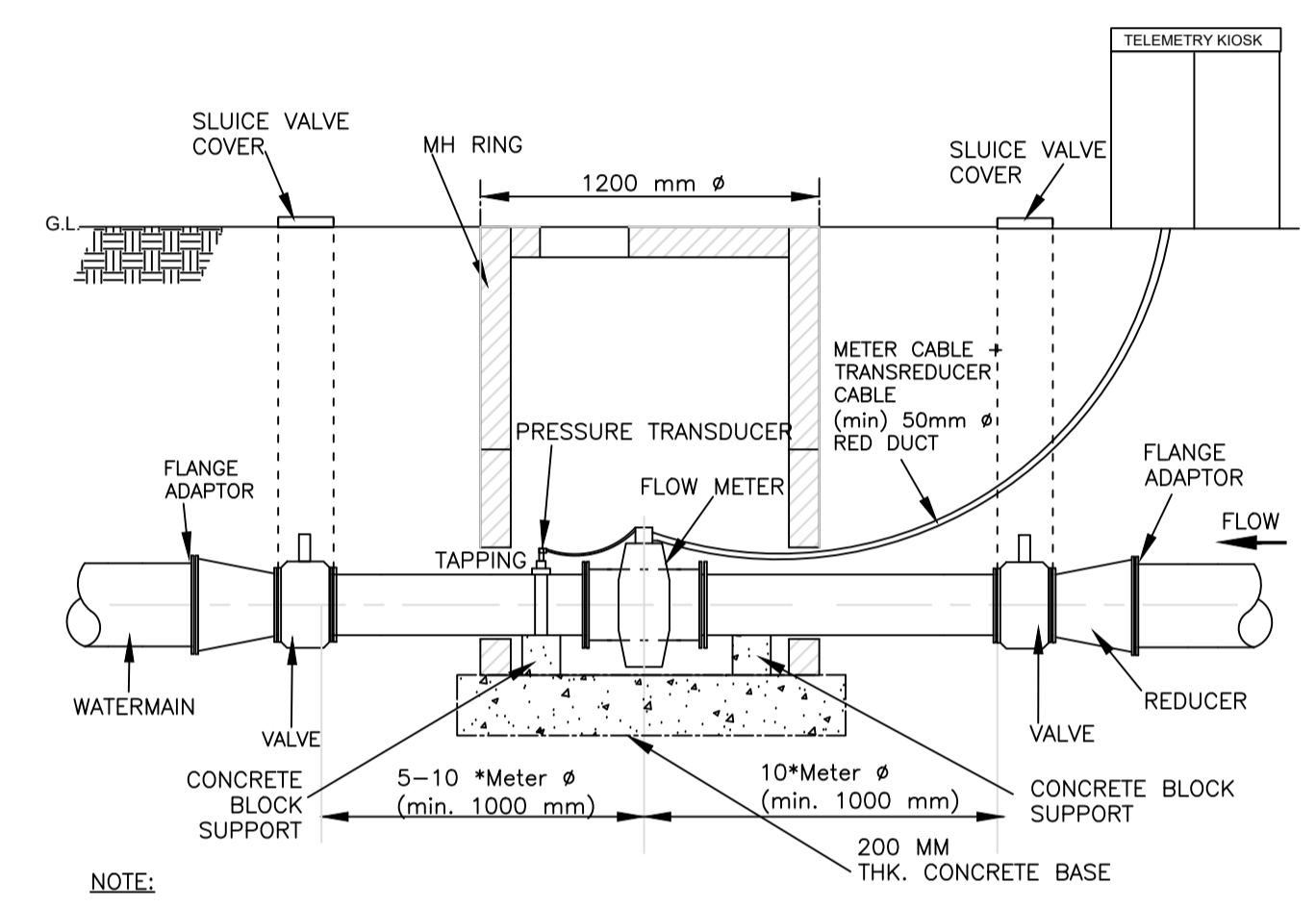
**PIPE PROTECTION.
DETAIL 5.**
RIGID PIPES.
SCALE 1:25



**GRANULAR PIPE BEDDING
DETAIL 6**
SCALE 1:25



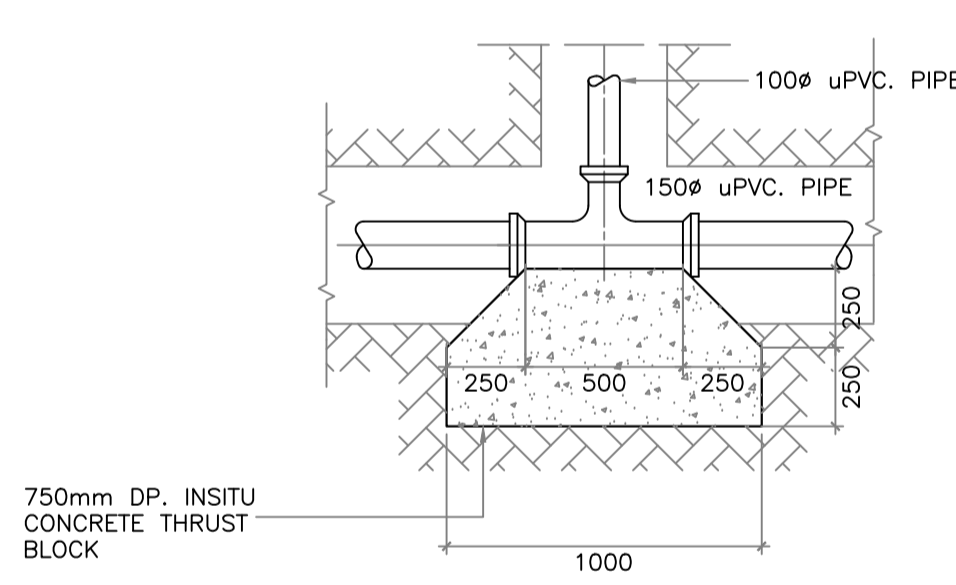
HYDRANTS / AIR VALVE
SCALE 1:25



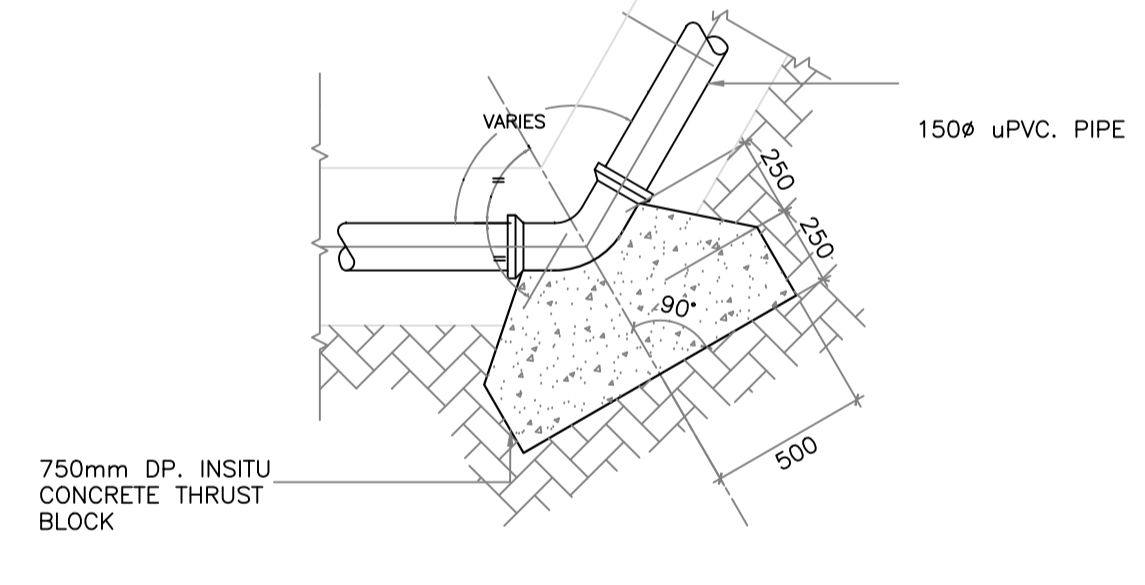
NOTE:

- * SEE MANUFACTURER'S DETAILED INSTRUCTIONS PRIOR TO THE INSTALLATION OF FLOW METER.
- * CHECK THAT FLOW ARROW DIRECTION IS POINTING IN THE SAME DIRECTION AS THE FLOW IN THE WATERMAIN.
- * DRAW-WIRES TO BE LEFT IN ALL DUCTS.
- * TYPICAL DETAILS FOR ALL PIPE MATERIAL TYPE EXCEPT ASBESTINE CEMENT. IN THE CASE OF AC A FULL 4.0 M LENGTH HAS TO BE REMOVED.
- * 200mm THK. CONCRETE BASE
- * DF SPACER AND S.V. TO BE THE SAME Ø AS METER.

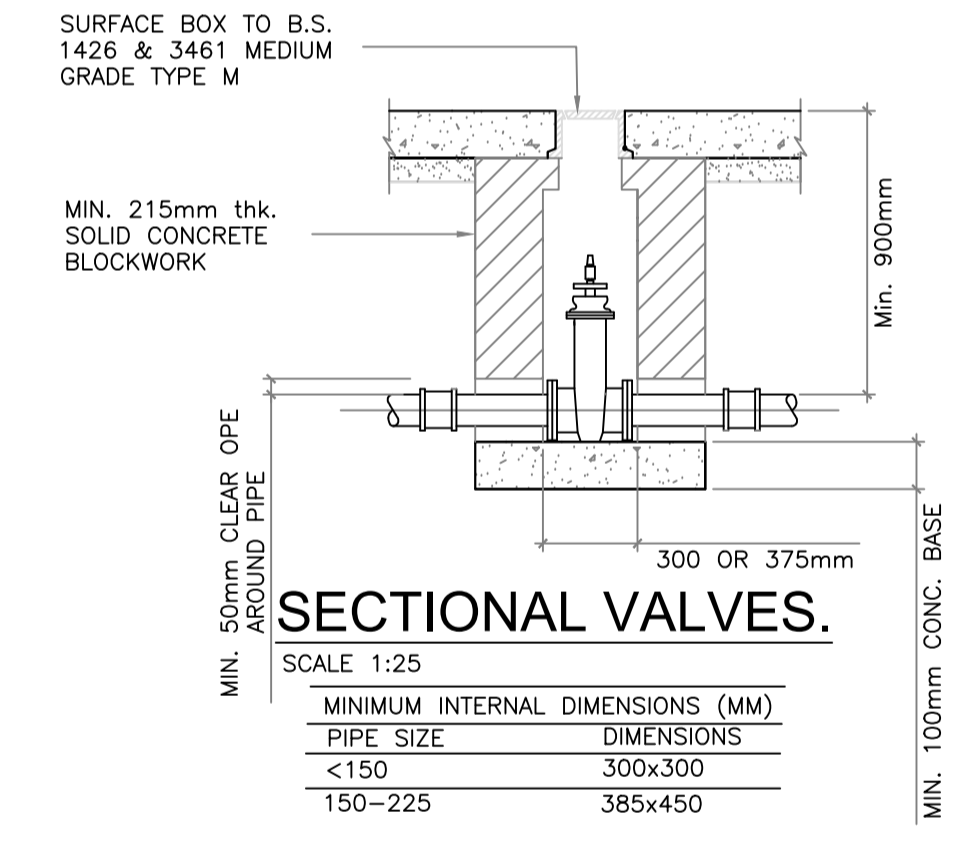
DETAILS OF MAGMASTER WATERMETER ARRANGEMENT
NOT TO SCALE



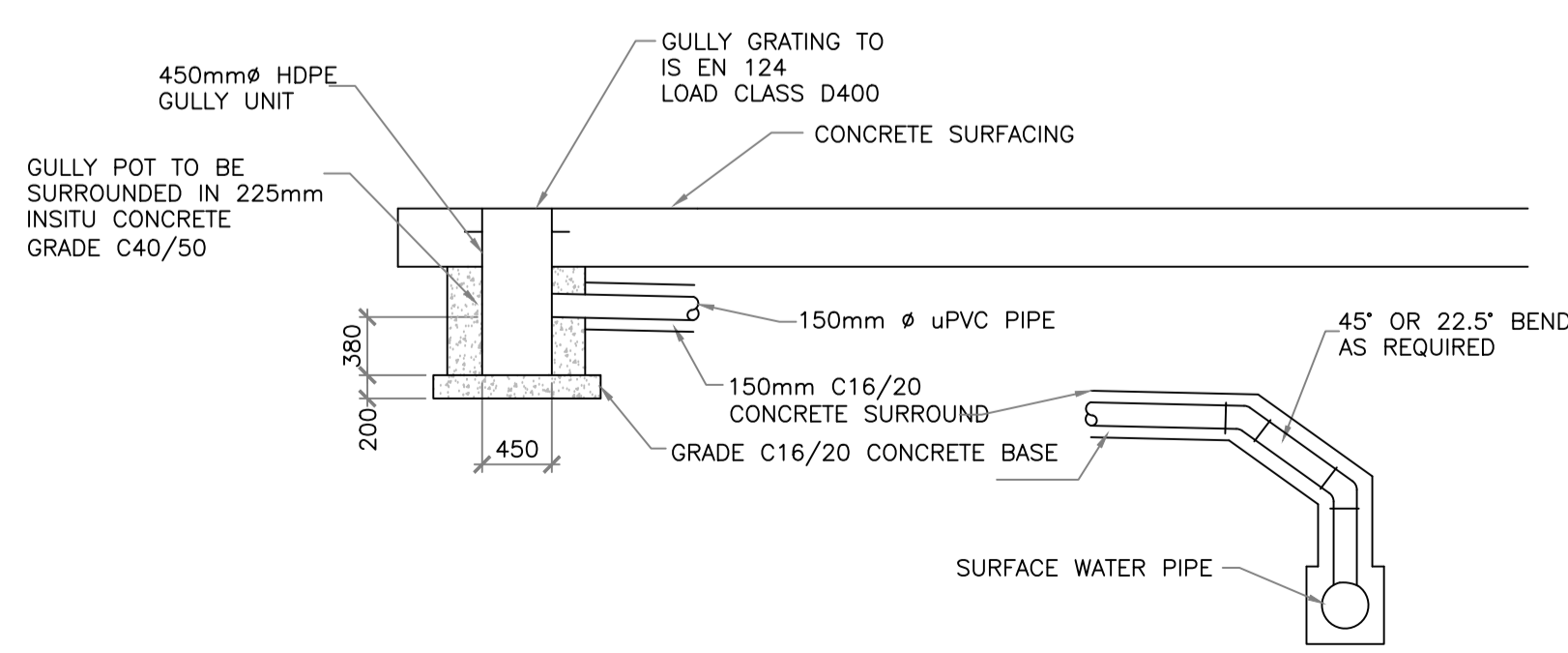
**THRUST BLOCK
TYPE 1.**
SCALE 1:25



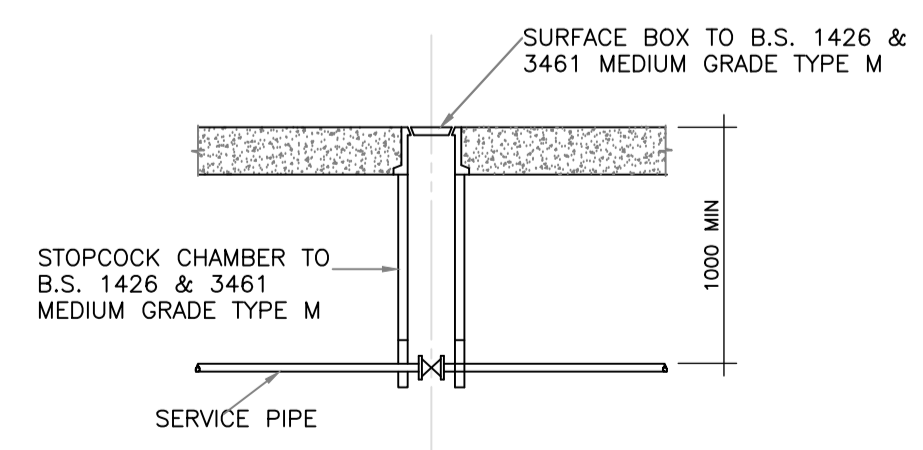
**THRUST BLOCK
TYPE 2.**
SCALE 1:25



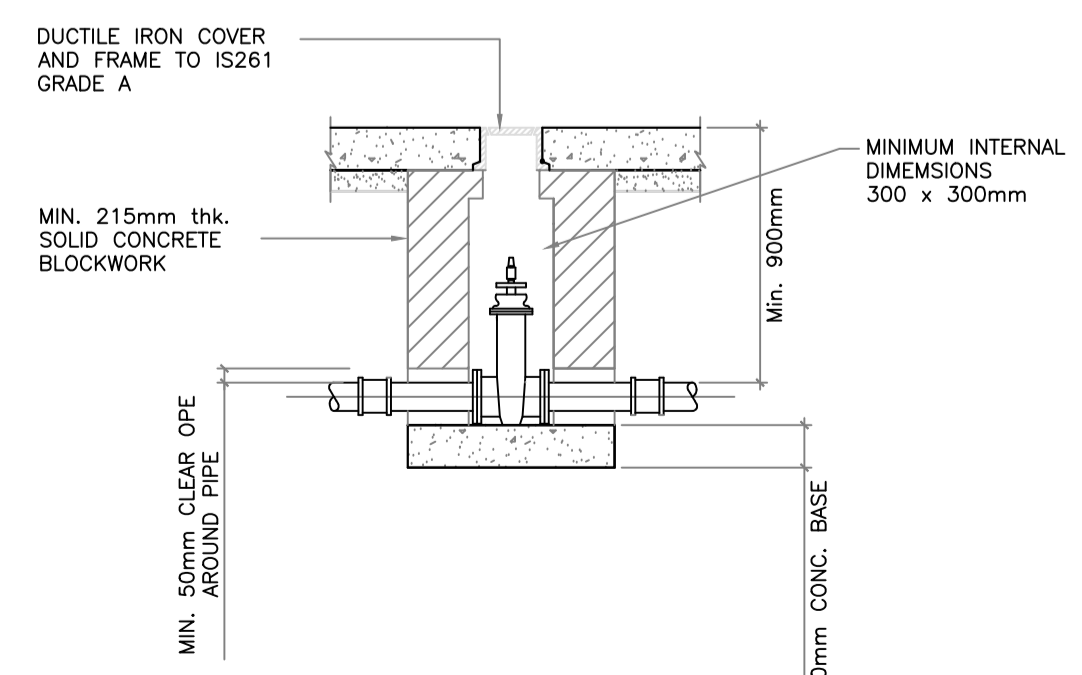
SECTIONAL VALVES.
SCALE 1:25



**TYPICAL GULLY AND GULLY
CONNECTION DETAIL**



STOPCOCK CHAMBER
SCALE 1:25



SLUICE VALVES.
SCALE 1:25

SITE KEY PLAN

LEGEND

REVISIONS

REV	DATE	DESCRIPTION	CHK	DRN

STATUS
PLANNING

PROJECT
SEIUK - CL

PROJECT ADDRESS
-

DISCIPLINE
CIVIL

DWG TITLE
WATERMAIN DETAILS

DWG NO.
S-264-EUR-EXT-ZZ-DR-CS-2255

STATUS CODE
C4

PROJECT NO. S-264	DATE 12/07/23
DRAWN / CHECKED DG	SCALE NO.

REVISION NUMBER

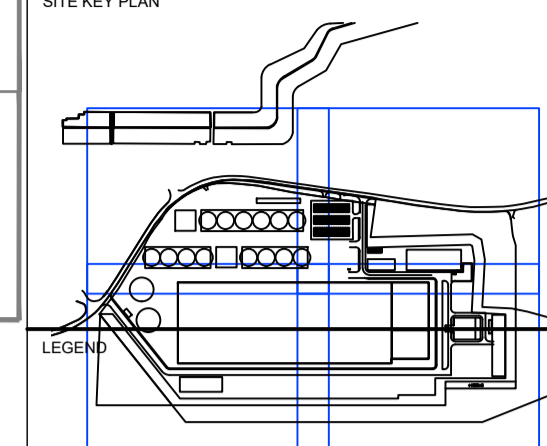
P01

EUROPLAN GROUP

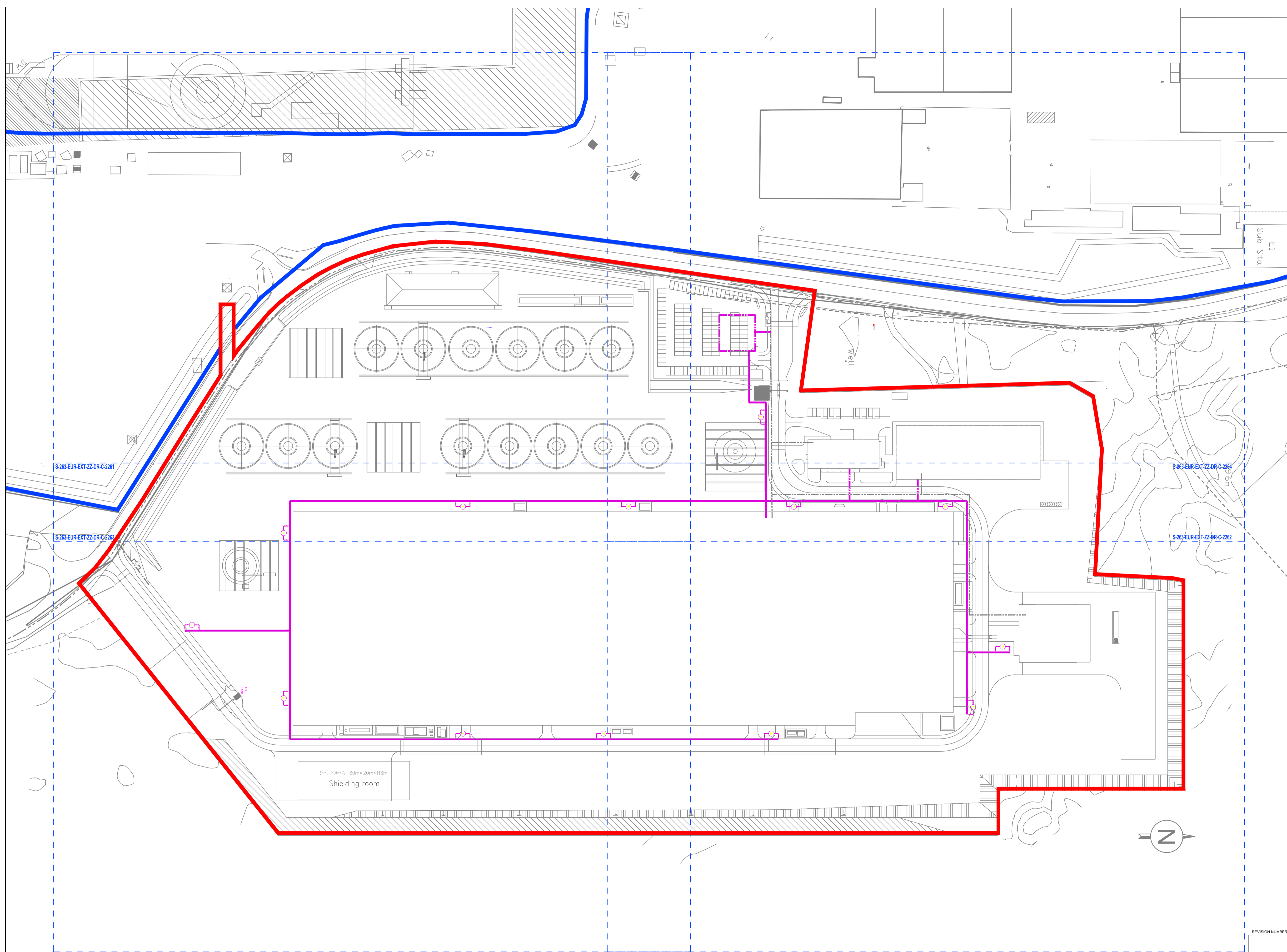
Parkview House, Beechill Office Campus,
Clonskeagh, Dublin 4, Eire.
Tel: +353 1 2606578
staprojectteam@europlanservices.com

ALL DIMENSIONS TO BE CHECKED ON SITE
NO DIMENSIONS TO BE SCALED FROM THIS
DRAWING. DRAWING IS TO BE READ IN
CONJUNCTION WITH RELEVANT
CONSULTANTS DRAWINGS

SITE KEY PLAN



- SITE BOUNDARY
- EXISTING FOUL SEWER
- EXISTING COMBINED SEWER
- EXISTING STORM SEWER
- EXISTING WATERMAIN
- EXISTING WATERMAIN REMOVED
- EXISTING GAS MAIN
- EXISTING TELECOM CABLES
- EXISTING ELECTRICAL CABLE
- PROPOSED FOUL SEWER
- PROPOSED SURFACE WATER
- PROPOSED (INT.) SURFACE WATER
- PROPOSED WATERMAIN
- PROPOSED FIRE MAIN
- PROPOSED GULLY RUN
- PROPOSED GAS MAIN
- PROPOSED DUCT
- PROPOSED ELECTRICAL
- EXISTING STORM MANHOLE
- PROPOSED STORM MANHOLE
- ARMSTRONG JUNCTION
- LIGHTING POINT
- SLUICE VALVE
- PROPOSED WATER HYDRANT
- EXISTING FOUL MANHOLE
- PROPOSED FOUL MANHOLE
- PROPOSED GULLY
- FIRE HYDRANTS
- MINI PILLAR
- RWP
- RWP
- RAINWATER DOWNPIPE (AT LOWER LEVEL)
- Rain Water Harvester



STA CABLE FACTORY
SUMITOMO ELECTRIC
NIGG, TAIN IV19 1QU

eda ARCHITECTS
EDA Architects Ltd
Omagh Enterprise Centre,
41 Cornish Ind Est,
Omagh BT78 5LU
eoghan@eda-architects.com

REVISIONS

NO.	DATE	DESCRIPTION	CHK	DRN

REV	DATE	DESCRIPTION	CHK	DRN
P01	21/08/23	ISSUED FOR PLANNING	DC	DG

STATUS
PLANNING

PROJECT
SEIUK - CL

PROJECT ADDRESS
-

DISCIPLINE
CIVIL

DWG TITLE
Firemain - Overall view

DWG NO.
S-264-EUR-EXT-ZZ-DR-CS-2260

STATUS CODE
C4

PROJECT NO.
S-264

DATE
21/08/23

DRAWN / CHECKED
DG

SCALE NO.
1:1000

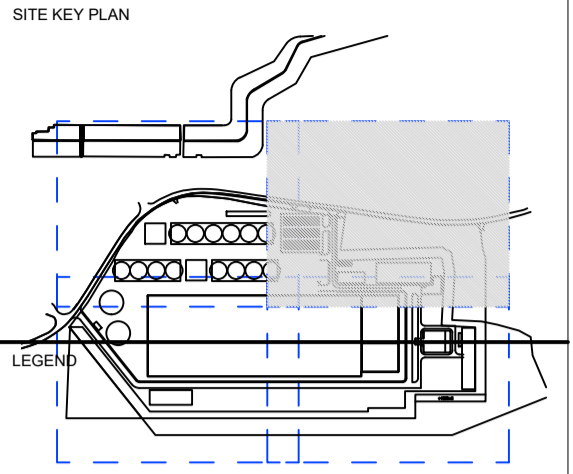
REVISION NUMBER

P01

EUROPLAN GROUP

Parkview House, Beechill Office Campus,
Clonskeagh, Dublin 4, Eire.
Tel: +353 1 2606578
staprojectteam@europlanservices.com

ALL DIMENSIONS TO BE CHECKED ON SITE. NO DIMENSIONS TO BE SCALED FROM THIS DRAWING. DRAWING IS TO BE READ IN CONJUNCTION WITH RELEVANT CONSULTANTS DRAWINGS.



- SITE BOUNDARY
- EXISTING FOUL SEWER
- EXISTING COMBINED SEWER
- EXISTING STORM SEWER
- EXISTING WATERMAIN
- EXISTING WATERMAIN REMOVED
- EXISTING GAS MAIN
- EXISTING TELECOM CABLES
- EXISTING ELECTRICAL CABLE
- PROPOSED FOUL SEWER
- PROPOSED SURFACE WATER
- PROPOSED (INT.) SURFACE WATER
- PROPOSED WATERMAIN
- PROPOSED FIRE MAIN
- PROPOSED GULLY RUN
- PROPOSED GAS MAIN
- PROPOSED DUCT
- PROPOSED ELECTRICAL
- EXISTING STORM MANHOLE
- PROPOSED STORM MANHOLE
- ARMSTRONG JUNCTION
- LIGHTING POINT
- SLUICE VALVE
- PROPOSED WATER HYDRANT
- EXISTING FOUL MANHOLE
- PROPOSED FOUL MANHOLE
- PROPOSED GULLY
- FIRE HYDRANTS
- MINI PILLAR
- RAINWATER DOWNPIPE
- RAINWATER DOWNPIPE (AT LOWER LEVEL)
- Rain Water Harvester

STA CABLE FACTORY
NIGG, TAIN IV19 1QU

eda ARCHITECTS
EDA Architects Ltd
Omagh Enterprise Centre,
41 Corrush Ind Est,
Omagh BT78 5LU
eoghan@eda-architects.com

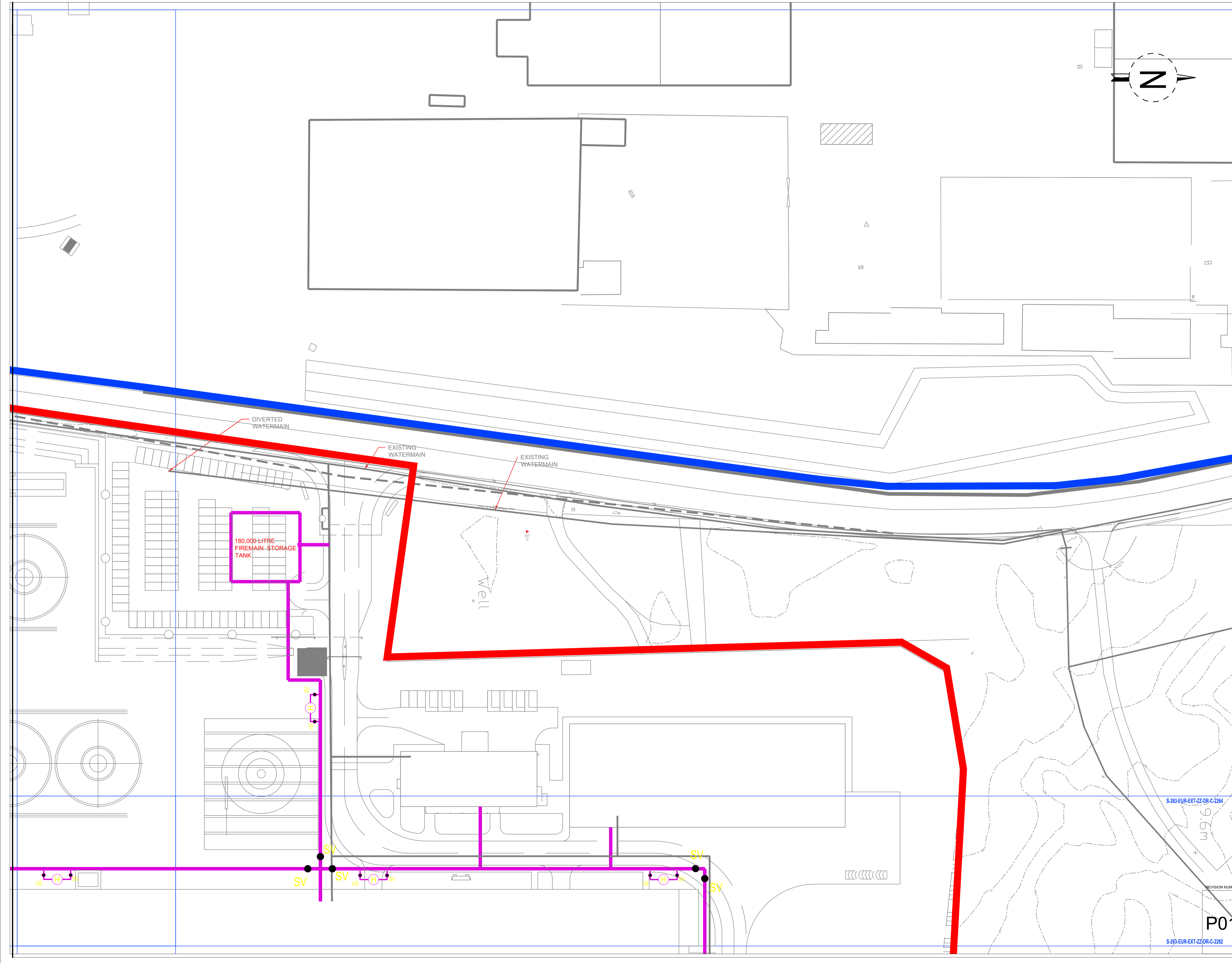
REVISIONS

NO.	DATE	DESCRIPTION	BY	CHK	DRN

P01	21/08/23	ISSUED FOR PLANNING	DC	DG
REV	DATE	DESCRIPTION	CHK	DRN
STATUS				
PLANNING				
PROJECT				
SEIUK - CL				
PROJECT ADDRESS				
-				
DISCIPLINE				
CIVIL				
DWG TITLE				
Firemain - Zone 2				
-				
DWG NO.				
S-264-EUR-EXT-ZZ-DR-CS-2262				
STATUS CODE				
C4				
PROJECT NO.	DATE			
S-264	21/08/23			
DRAWN / CHECKED	SCALE NO.			
DG	1:500			

EUROPLAN GROUP

Parkview House, Beechill Office Campus,
Clonskeagh, Dublin 4, Eire.
Tel: +353 1 2606578
staprojectteam@europlanservices.com



S-263-EUR-EXT-ZZ-DR-C-2264

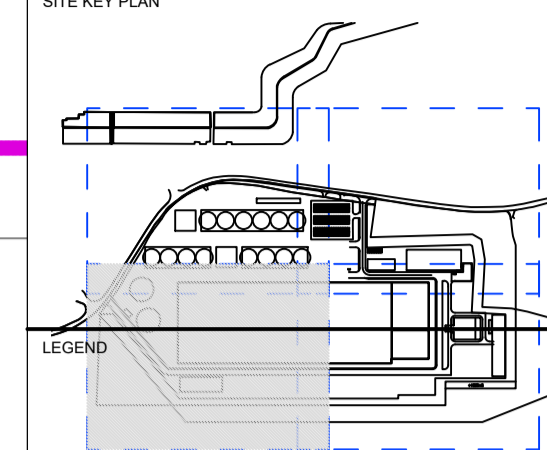
S-264-EUR-EXT-ZZ-DR-CS-2262

S-263-EUR-EXT-ZZ-DR-C-2262

P01

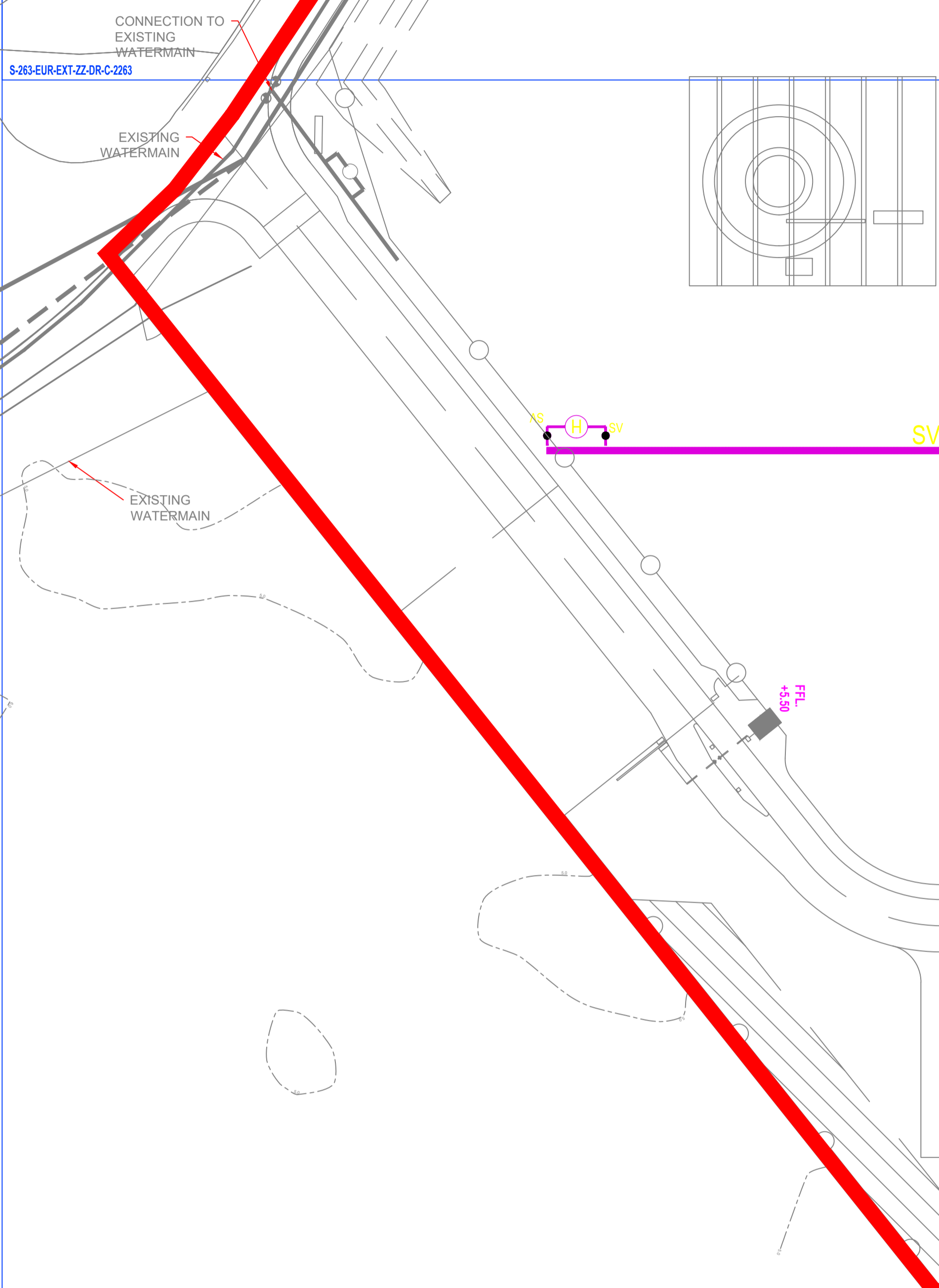
ALL DIMENSIONS TO BE CHECKED ON SITE. NO DIMENSIONS TO BE SCALED FROM THIS DRAWING. DRAWINGS IS TO BE READ IN CONJUNCTION WITH RELEVANT CONSULTANTS DRAWINGS.

SITE KEY PLAN



LEGEND

- SITE BOUNDARY
- EXISTING FOUL SEWER
- EXISTING COMBINED SEWER
- EXISTING STORM SEWER
- EXISTING WATERMAIN
- EXISTING WATERMAIN REMOVED
- EXISTING GAS MAIN
- EXISTING TELECOM CABLES
- EXISTING ELECTRICAL CABLE
- PROPOSED FOUL SEWER
- PROPOSED SURFACE WATER
- PROPOSED (INT.) SURFACE WATER
- PROPOSED WATERMAIN
- PROPOSED FIRE MAIN
- PROPOSED GULLY RUN
- PROPOSED GAS MAIN
- PROPOSED DUCT
- PROPOSED ELECTRICAL
- EXISTING STORM MANHOLE
- PROPOSED STORM MANHOLE
- AJ ○ ARMSTRONG JUNCTION
- LP ○ LIGHTING POINT
- SV ○ SLUICE VALVE
- H ○ PROPOSED WATER HYDRANT
- EXISTING FOUL MANHOLE
- PROPOSED FOUL MANHOLE
- G ■ PROPOSED GULLY
- HYD, q FIRE HYDRANTS
- MP □ MINI PILLAR
- RWP RAINWATER DOWNPIPE
- RWP RAINWATER DOWNPIPE (AT LOWER LEVEL)
- Rain Water Harvester



シールドルーム : 60m×20m×H6m
Shielding room

SUMITOMO ELECTRIC
STA CABLE FACTORY
NIGG, TAIN IV19 1QU

eda ARCHITECTS
EDA Architects Ltd
Omagh Enterprise Centre,
41 Cornhill Ind Est,
Omagh BT78 5LU
eoghan@eda-architects.com

REVISIONS

NO.	DATE	DESCRIPTION	CHK	DRN

REV. NO.	DATE	DESCRIPTION	CHK	DRN
P01	21/08/23	ISSUED FOR PLANNING	DC	DG

STATUS: PLANNING

PROJECT: SEIUK - CL

PROJECT ADDRESS: -

DISCIPLINE: CIVIL

DWG TITLE: Firemain - Zone 3

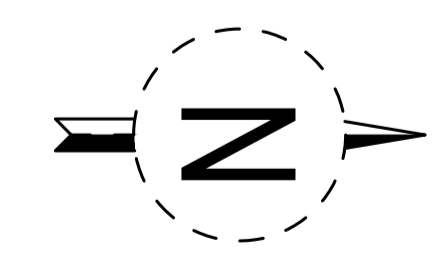
DWG NO.: S-264-EUR-EXT-ZZ-DR-CS-2263

STATUS CODE: C4

PROJECT NO.: S-264 DATE: 21/08/23

DRAWN / CHECKED: DG SCALE NO.: 1:500

REVISION NUMBER
P01



EUROPLAN GROUP
Parkview House, Beechill Office Campus,
Clonskeagh, Dublin 4, Eire.
Tel: +353 1 2606578
staprojectteam@europlanservices.com