



LOCHABER COMMITTEE PERFORMANCE REPORT

DISCLAIMER

The figures included in this report are provisional and subject to change as a result of quality assurance and review. The statistics quoted are internal management information published in the interests of transparency and openness.

The Scottish government publishes Official Statistics each year which allow for comparisons to be made over longer periods of time.



SCOTTISH
FIRE AND RESCUE SERVICE
Working together for a safer Scotland

**Working together
for a safer Scotland**

**QUARTER 3
OCTOBER – DECEMBER 2023**

ABOUT THE STATISTICS IN THIS REPORT

The key performance indicators (KPIs) have been extracted from the suite of KPIs contained within the Scottish Fire and Rescue Framework Document 2013.







<http://www.scotland.gov.uk/Resource/0041/00416181.pdf>

The KPIs above also represent the main priority areas for the Scottish Fire and Rescue Service, identified by elected members and communities during the ward consultation sessions in 2013 as;

- Reducing accidental dwelling house fires and the resultant fatalities and casualties
- Reducing deliberate fires
- Reducing road traffic collisions
- Reducing the number of attendances to unwanted fire alarm signals (false alarms)

PERFORMANCE SUMMARY

The table below provides a summary of the three months (1 October to 31 December) activity and year to date (YTD) progress, based on annual targets set against headline indicators. It aims to provide – at a glance – our direction of travel during the current reporting year.

Q3: All Incidents Attended – 52		
Accident Dwelling Fires (ADF) 	ADF Fatal Casualties 	ADF Non-Fatal Casualties 
Q3 – 3 incidents YTD – 5 incidents	Q3 – 0 YTD – 0	Q3 – 0 YTD – 0
All Deliberate Fires 	Road Traffic Collisions (RTC) 	Unwanted Fire Alarm Signals 
Q3 – 3 incidents YTD – 14 incidents	Q3 – 3 incidents YTD – 16 incidents	Q3 – 8 incidents YTD – 64 incidents

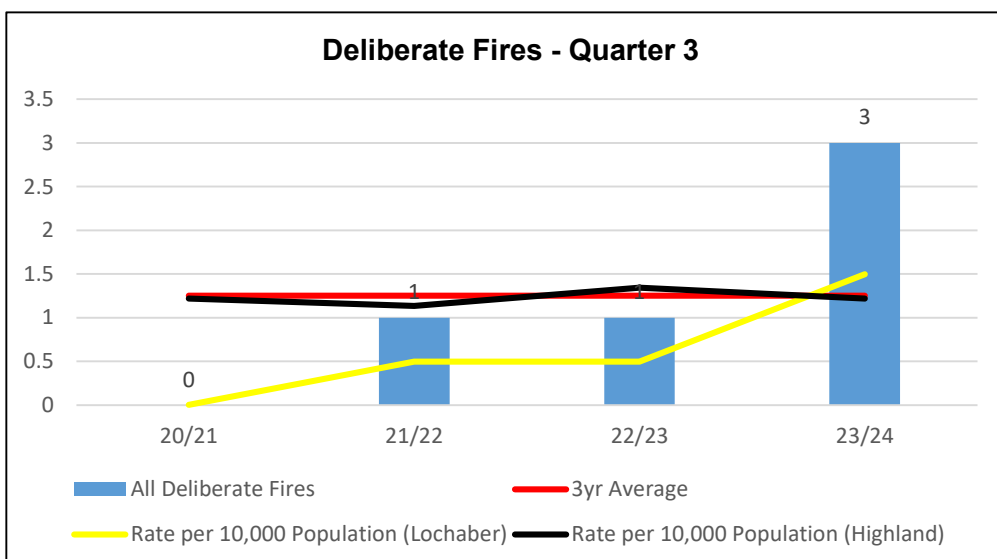
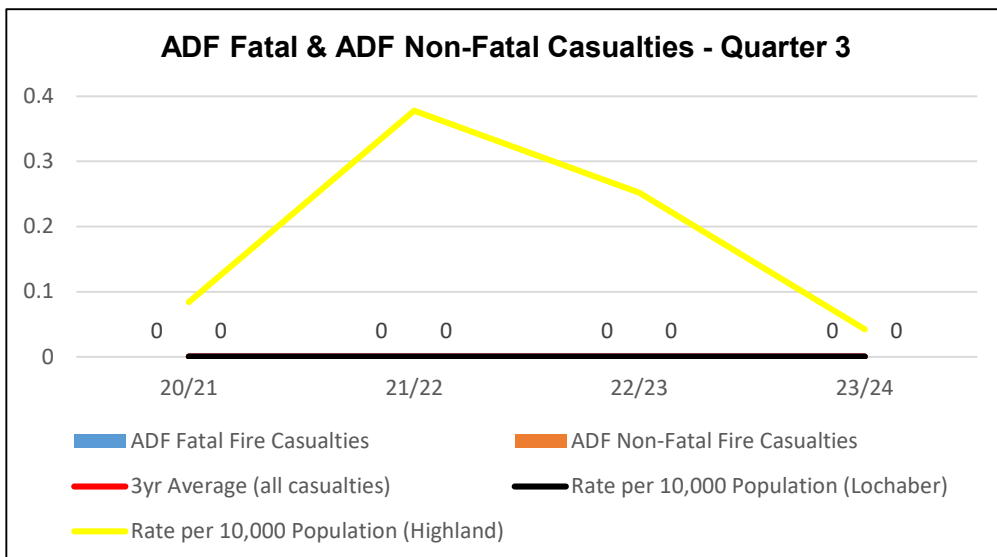
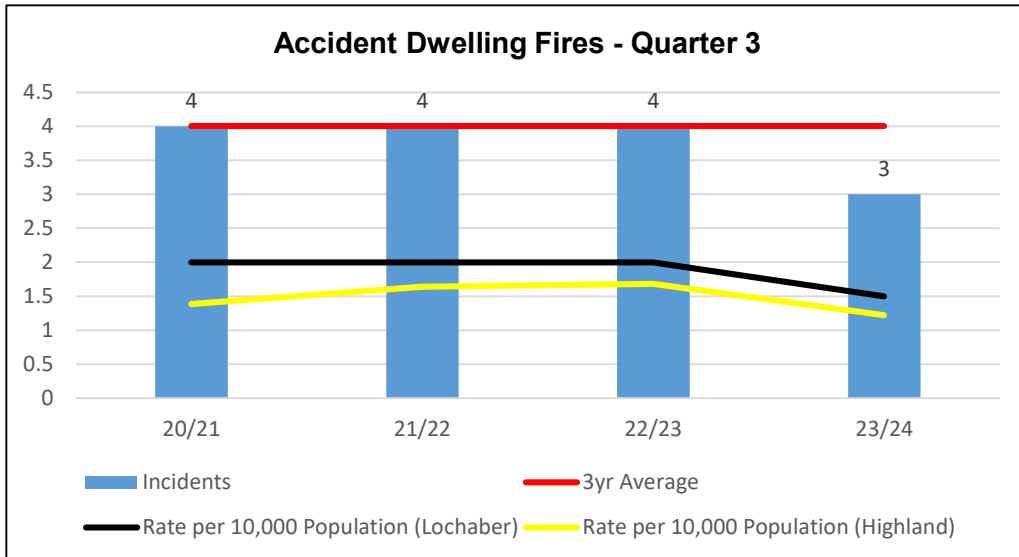
PERFORMANCE HIGHLIGHTS

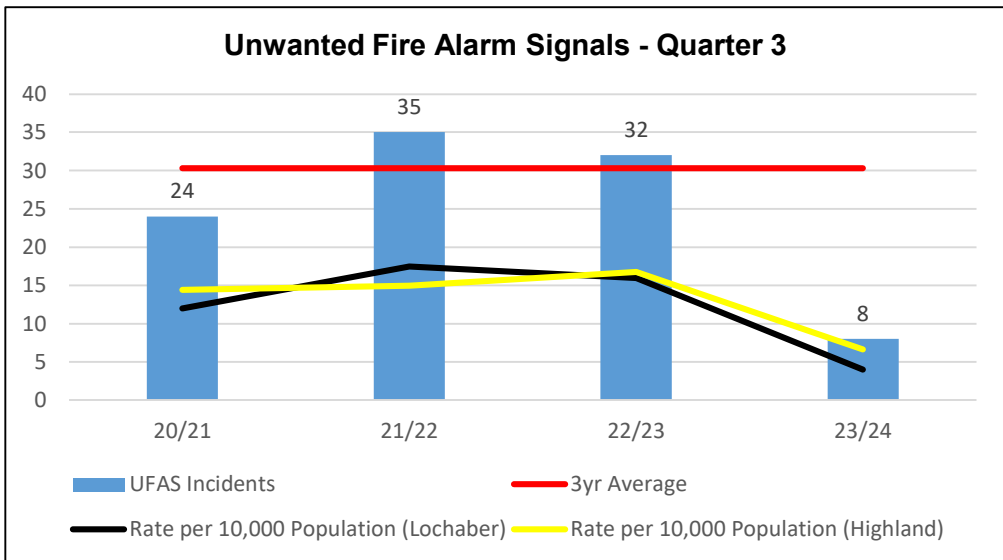
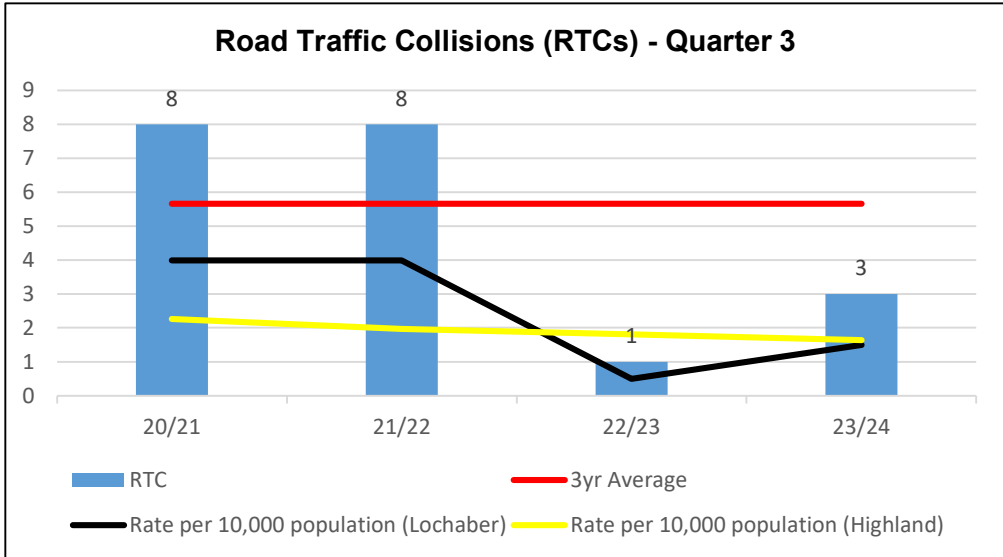
Of the 6 KPIs, the following performance should be noted for the three-month period 1 October to 31 December 2023.

- There were 3 **Accident Dwelling Fires (ADF)** which is below the 3-year average. The majority are classed as low severity, requiring little or no intervention from the Service and minimal fire damage. There were **0 ADF Fatalities**, and **0 ADF Casualties**. All ADF's are offered Home Fire Safety Visits and agency referrals where required.
- There was **3 Deliberate Fires**, which were two Deliberate Primary Fires and one Deliberate Secondary Fire which is line with the average. Referrals are made to other agencies for those at work within our communities.
- We attended 3 **Road Traffic Collisions (RTCs)** which is below average. There were no RTC Related Fatalities however there were 6 RTC Related Injuries. Our Prevention teams are working with partner agencies through the Highland Road Safety group, older driver Virtual Reality Scheme and Road Safety Scheme for new drivers.
- We attended 8 **Unwanted Fire Alarm Signals (UFAS)** showing a trend of a decrease. From 1 July 2023, we have stopped attending AFA call outs to commercial business and workplace premises, such as factories, offices, shops and leisure facilities unless a fire has been confirmed. Our control room operators now ask anyone who reports a fire alarm to check whether there is an actual fire or signs of fire, before sending the nearest fire appliance. This does not apply to sleeping premises, such as hospitals, care homes, hotels or domestic dwellings who will receive the full pre-determined attendance (PDA). This change follows the SFRS public consultation in 2021.

For more information please visit:

[Scottish Fire & Rescue Service: Unwanted Fire Alarm Signals \(UFAS\) \(firescotland.gov.uk\)](https://firescotland.gov.uk)





Station Establishment and Availability

- 9 x On-Call Retained Duty System appliances across 7 Stations

These Stations serve the Lochaber Committee population.

***Please note the availability figures do not include Joint Mobilising availability.**

Station	Oct – Dec 2023 Availability %	Male	Female	Staff
Acharacle	50.31%	5	0	5
Fort William – 1 st Appliance	100%	19	1	20
Fort William – 2 nd Appliance	89.28%			
Kilchoan	24.32%	4	1	5
Kinlochleven – 1 st Appliance	80.40%	9	3	12
Kinlochleven – 2 nd Appliance	13.87%			
Lochaline	26.23%	4	2	6
Mallaig	70.92%	6	0	6
Strontian	54.62%	5	2	7