

Agenda Item	5b
Report No	SR/2a/24

The Highland Council

Committee: Isle of Skye and Raasay Area Committee

Date: 12 February 2024

Report Title: Portree High Associated School Group Overview

Report By: Executive Chief Officer, Education & Learning

1. Purpose/Executive Summary

- 1.1 This report provides an update of key information in relation to the schools within the Portree High Associated School Group (ASG) and provides useful updated links to further information in relation to these schools.
- 1.2 The primary schools in this area serve 583 pupils, ELC settings serve 114 children (114 in LA settings as at September Census), with the secondary school serving 494 young people.

2. Recommendations

- 2.1 Members are asked to:
 - i. Scrutinise and note the content of the report

3. Implications – there are no implications

- 3.1 Resource
- 3.2 Legal
- 3.3 Community (Equality, Poverty, Rural and Island)
- 3.4 Climate Change / Carbon Clever
- 3.5 Risk
- 3.6 Health and Safety (risks arising from changes to plant, equipment, process, or people)
- 3.7 Gaelic

4. School Information

4.1 School website links

Secondary – [Link to Portree High website](#)

Primary [Link to School information on Highland Council website](#)

School	Link to School Webpage
Broadford Primary	Website under construction
Bun-Sgoil Ghàidhlig Phort Rìgh	Website under construction
Bun-Sgoil Shlèite	Link
Carbost Primary	Link
Dunvegan Primary	Link
Edinbane Primary	Link
Kilmuir Primary	Website under construction
Knockbreck Primary (Dunvegan)	Website under construction
Macdiarmid Primary	Link
Portree Primary	Link
Raasay Primary	Link
Staffin Primary	Link

4.2 Standards and Quality Reports – latest reports

School	Leadership of change	Learning, teaching and assessment	Ensuring wellbeing, equality and inclusion	Raising attainment and achievement
Broadford Primary	Good	Good	Very Good	Good
Bun-Sgoil Ghàidhlig Phort Rìgh	Good	Good	Very Good	Good
Bun-Sgoil Shlèite	Very Good	Very Good	Very Good	Good
Carbost Primary	Good	Good	Very Good	Good
Dunvegan Primary	Good	Satisfactory	Good	Weak
Edinbane Primary	Satisfactory	Good	Good	Good
Kilmuir Primary	Satisfactory	Satisfactory	Satisfactory	Satisfactory
Knockbreck Primary (Dunvegan)	Satisfactory	Good	Good	Satisfactory
Macdiarmid Primary	Satisfactory	Good	Good	Good
Portree Primary	Good	Good	Good	Good
Raasay Primary	Good	Good	Very Good	Good
Staffin Primary	Good	Good	Good	Good

ELC	Leadership of change	Learning, teaching and assessment	Ensuring wellbeing, equality and inclusion	Raising attainment and achievement
Broadford PS Nursery EM and GM	Good	Satisfactory	Good	Satisfactory
Bun-Sgoil Ghàidhlig Phort Rìgh Nursery	Good	Good	Very Good	Good
Bun-sgoil Shleite Nursery EM and GM	Very Good	Very Good	Very Good	Good
Carbost PS Nursery	Good	Good	Very Good	Good
Dunvegan PS Nursery	Satisfactory	Satisfactory	Good	Weak
Edinbane PS Nursery	Satisfactory	Good	Good	Good
Kilmuir PS Nursery GM	Good	Good	Good	Good
Knockbreck PS Nursery (Dunvegan)	Satisfactory	Satisfactory	Good	Satisfactory
Macdiarmid PS Nursery	Satisfactory	Good	Good	Good
Raasay PS Nursery	Very Good	Very Good	Very Good	Good
Staffin PS Nursery	Good	Good	Good	Good

4.3 Education Scotland Inspection reports

School	Date of Latest Published Report	Link to Education Scotland Pages
Broadford Primary	+ 5 Years	Link
Bun-Sgoil Ghàidhlig Phort Rìgh	+ 5 Years	Link
Bun-Sgoil Shlèite	+ 5 Years	Link
Carbost Primary	+ 5 Years	Link
Dunvegan Primary	+ 5 Years	Link
Edinbane Primary	+ 5 Years	Link
Kilmuir Primary	02/05/23	Link
Knockbreck Primary (Dunvegan)	+ 5 Years	Link
Macdiarmid Primary	+ 5 Years	Link
Portree Primary	23/01/24	Link
Raasay Primary	+ 5 Years	Link
Staffin Primary	+ 5 Years	Link

Education Scotland website shows review and inspection reports in last 5 years, older reports are no longer available to view on the site.

5. School Rolls

5.1 ASG SCHOOL ROLLS – Session 2023-24

Primary School	P1	P2	P3	P4	P5	P6	P7	Total
Broadford Primary	9	9	12	9	6	12	14	71
Bun-Sgoil Ghàidhlig Phort Rìgh	26	21	28	26	25	21	16	163
Bun-Sgoil Shlèite	10	2	11	9	9	6	9	56
Carbost Primary	1	5	0	4	4	0	5	19
Dunvegan Primary	7	6	6	5	9	4	8	45
Edinbane Primary	4	2	0	0	2	2	1	11
Kilmuir Primary	0	3	1	4	2	4	3	17
Knockbreck Primary (Dunvegan)	0	2	0	0	2	2	0	6
Macdiarmid Primary	2	0	6	4	1	7	2	22
Portree Primary	8	17	16	15	27	18	31	132
Raasay Primary	0	1	1	1	0	0	1	4
Staffin Primary	4	3	4	7	7	5	7	37
Total	71	71	85	84	94	81	97	583

School Name	S1	S2	S3	S4	S5	S6	TOTAL S1-S6
Portree High School	97	96	111	82	72	36	494

5.2 School Roll and Capacity Forecasts

The school roll and capacity forecast for the ASG are in Appendix 1.

6. Attendance/Absence/Exclusions – Session 2022/23

Primary Schools	%Actual Attendance	% Authorised Absences	% Unauthorised Absences	No of Exclusions	Exclusion Rates per 1000 pupils
National Primary(2020-21)	94%	3.8%	2.2%	1436	3.6
Highland Primary (2020-21)	94.5%	4.3%	1.2%	78	4.7
Broadford Primary	89%	10%	1%	0	0
Bun-Sgoil Ghàidhlig Phort Rìgh	95%	4%	1%	0	0
Bun-Sgoil Shlèite	95%	4%	1%	0	0
Carbost Primary	94%	5%	1%	0	0
Dunvegan Primary	92%	8%	1%	0	0
Edinbane Primary	91%	6%	3%	0	0
Kilmuir Primary	93%	7%	1%	0	0
Knockbreck Primary (Dunvegan)	94%	4%	2%	0	0
Macdiarmid Primary	94%	4%	2%	0	0
Portree Primary	92%	7%	1%	0	0
Raasay Primary	95%	5%	1%	0	0
Staffin Primary	93%	5%	2%	0	0

Secondary School	%Actual Attendance	% Authorised Absences	% Unauthorised Absences	No of Exclusions	Exclusion Rates per 1000 pupils
National Secondary (2020-21)	89%	6.1%	4.8%	6660	22.1
Highland Secondary (2020-21)	87%	7.4%	5.5%	315	22.6
Portree High School	89%	6%	5%	10	20.44

National and Highland figures are from 2020-21 as the Attendance, Absence and Exclusions data collection is biennial and published in March.

7. Attainment Profile

7.1 Primary Attainment – Pupils Achieving Expected National Curriculum for Excellence Levels - P1,4,7 Combined, Literacy and Numeracy

2022/23	Roll P1/4/7	Reading	Writing	Listening & Talking	Numeracy
National		80%	75%	87%	80%
Highland		74%	68%	74%	72%
Broadford Primary	34	80-90%	80-90%	90+%	90+%
Bun-Sgoil Ghàidhlig Phort Rìgh	69	70-80%	70-80%	90+%	80-90%
Bun-Sgoil Shlèite	c	c	c	c	c
Carbost Primary	c	c	c	c	c
Dunvegan Primary	c	c	c	c	c
Edinbane Primary	c	c	c	c	c
Kilmuir Primary	c	c	c	c	c
Knockbreck Primary (Dunvegan)	c	c	c	c	c
Macdiarmid Primary	c	c	c	c	c
Portree Primary	60	70-80%	70-80%	80-90%	70-80%
Raasay Primary	c	c	c	c	c
Staffin Primary	c	c	c	c	c

**c represents small numbers that are suppressed to maintain confidentiality.*

2021/22	Roll P1/4/7	Reading	Writing	Listening & Talking	Numeracy
National		78%	73%	86%	78%
Highland		71%	63%	81%	69%
Broadford Primary	42	20-30%	10-20%	60-70%	20-30%
Bun-Sgoil Ghàidhlig Phort Rìgh	69	70-80%	60-70%	80-90%	60-70%
Bun-Sgoil Shlèite	c	c	c	c	c
Carbost Primary	c	c	c	c	c
Dunvegan Primary	c	c	c	c	c
Edinbane Primary	c	c	c	c	c
Kilmuir Primary	c	c	c	c	c
Knockbreck Primary (Dunvegan)	c	c	c	c	c
Macdiarmid Primary	c	c	c	c	c
Portree Primary	50	50-60%	50-60%	60-70%	40-50%
Raasay Primary	c	c	c	c	c
Staffin Primary	c	c	c	c	c

2020/21	Roll P1/4/7	Reading	Writing	Listening & Talking	Numeracy
National		75%	70%	83%	75%
Highland		62%	54%	72%	60%
Broadford Primary	39	60-70%	50-60%	80-90%	70-80%
Bun-Sgoil Ghàidhlig Phort Rìgh	67	c	c	c	80-90%
Bun-Sgoil Shlèite	c	c	c	c	c
Carbost Primary	c	c	c	c	c
Dunvegan Primary	c	c	c	c	c
Edinbane Primary	c	c	c	c	c
Kilmuir Primary	c	c	c	c	c
Knockbreck Primary (Dunvegan)	c	c	c	c	c
Macdiarmid Primary	c	c	c	c	c
Portree Primary	76	60-70%	60-70%	70-80%	60-70%
Raasay Primary	c	c	c	c	c
Staffin Primary	c	c	c	c	c

Secondary Attainment

7.2

School leavers Achieving Literacy

7.3

Establishment	Year	% Level 4 Literacy	% Level 5 Literacy
Portree High School	2022	93.75	88.54
Virtual Comparator	2022	95	84.38
Portree High School	2021	94.06	86.14
Virtual Comparator	2021	97.23	86.83
Portree High School	2020	95	93.33
Virtual Comparator	2020	96.17	88.67

School Leavers Achieving Numeracy

7.4

Establishment	Year	% Level 4 Numeracy	% Level 5 Numeracy
Portree High School	2022	85.42	70.83
Virtual Comparator	2022	92.71	72.5
Portree High School	2021	88.12	70.3
Virtual Comparator	2021	94.85	75.45
Portree High School	2020	90	80
Virtual Comparator	2020	95.33	82.5

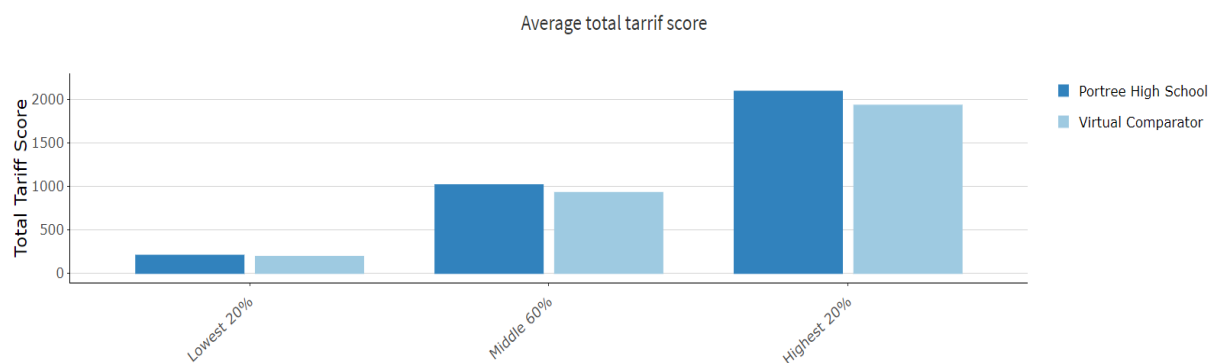
Senior Phase

7.5

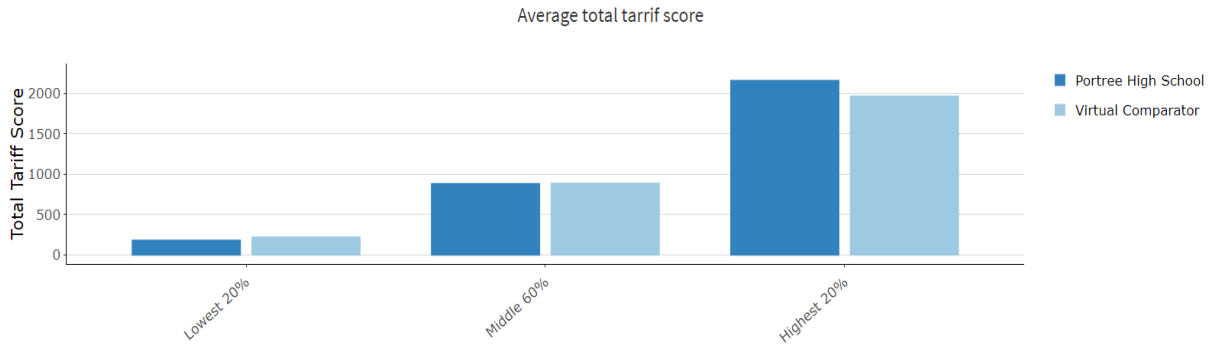
Average Total Tariff Score for Leavers

Establishment	Year	Lowest 20%	Middle 60%	Highest 20%
Portree High School	2022	201	1012	2088
Virtual Comparator	2022	188	923	1927
Portree High School	2021	178	879	2157
Virtual Comparator	2021	218	884	1963
Portree High School	2020	234	1311	2137
Virtual Comparator	2020	249	1066	1952

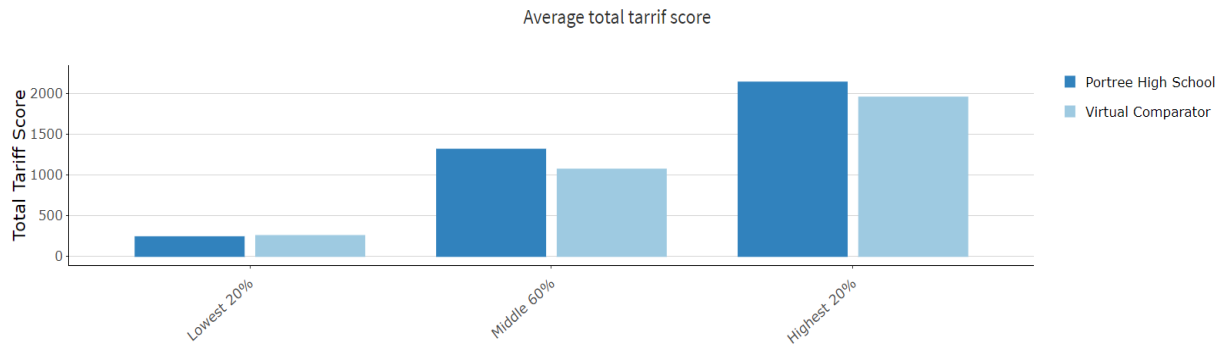
2022



2021



2020



7.6 Pupil Destinations 16+

Leaver destination information is taken from the School Leaver Destination data collected by Skills Development Scotland (SDS) on behalf of the Scottish Government.

	% Positive Destinations		
	2019/20	2020/21	2021/22
Portree High	96.67	98.02	96.88
Highland	92.55	94.33	94.45
Scotland	93.36	95.48	95.74

Number of pupils leaving in school year:

Total No. Leavers	Portree High	HIGHLAND	SCOTLAND
2019/20	60	2216	47435
2020/21	101	2328	50719
2021/22	96	2559	55211

Destinations of Pupils (%)

DESTINATION	Portree High			HIGHLAND			SCOTLAND		
	19/20	20/21	21/22	19/20	20/21	21/22	19/20	20/21	21/22
Higher Education	43.33	32.67	40.63	23.83	36.38	34.08	44.20	45.11	41.27
Further Education	21.67	13.86	10.42	25.41	18.08	19.58	28.06	23.29	25.45
Training	1.67	0.99	0	3.20	2.71	1.52	3.68	3.67	2.92
Employment	30.00	50.50	44.79	23.83	36.60	38.73	16.18	22.58	25.11
Voluntary	0	0	1.04	0.50	0.43	0.31	0.45	0.37	0.47
Activity Agreements	0	0	0	0	0	0	0	0	0
Unemployed Seeking	1.67	0.99	1.04	4.42	3.14	2.89	4.14	2.53	2.32
Unemployed Not Seeking	0	0.99	1.04	2.17	2.10	1.76	1.83	1.69	1.54
Unknown	1.67	0	1.04	0.86	0.43	0.90	0.67	0.30	0.40

Note: National averages have been calculated from the figures for all available local authority and grant-aided schools, whereas the local authority averages are based on local authority schools only.

Designation: Area Education and Learning Manager

Date: 12 February 2024

Author: X

Background Papers:

Appendix 1: School Roll and Capacity Forecast for ASG

APPENDIX 1 School Roll and Capacity Forecast for ASG

School Roll Forecast

Portree High School

Portree High School

5128234	2022/23	2023/24	2024/25	2025/26	2026/27	2027/28	2028/29	2029/30	2030/31	2031/32	2032/33	2033/34	2034/35	2035/36	2036/37	2037/38
S 1	98	96	98	87	101	99	92	86	91	96	89	96	98	100	102	104
S 2	105	100	99	101	90	104	101	94	88	93	98	91	98	100	102	103
S 3	82	106	102	102	103	91	105	103	95	90	95	100	92	99	101	103
S 4	85	83	109	105	104	105	93	107	104	97	91	97	101	93	101	102
S 5	75	75	75	97	93	92	93	82	94	92	86	80	85	89	82	89
S 6	48	50	50	50	64	62	61	61	54	62	61	57	53	56	59	54
Total Roll	493	510	533	542	555	553	545	533	526	530	520	521	527	537	547	555
Total Capacity	951	951	951	951	951	951	951	951	951	951	951	951	951	951	951	951
Tot Roll - Tot Cap	-458	-441	-418	-409	-396	-398	-406	-418	-425	-421	-431	-430	-424	-414	-404	-396
Used Capacity (%)	52%	54%	56%	57%	58%	58%	57%	56%	55%	56%	55%	55%	55%	56%	58%	58%

School Roll Forecast

Portree High School

Broadford Primary

5127823	2022/23	2023/24	2024/25	2025/26	2026/27	2027/28	2028/29	2029/30	2030/31	2031/32	2032/33	2033/34	2034/35	2035/36	2036/37	2037/38
Catchment Flow	90.6%	90.6%	90.6%	90.6%	90.6%	90.6%	90.6%	90.6%	90.6%	90.6%	90.6%	90.6%	90.6%	90.6%	90.6%	90.6%
New Housing (Catchment Only)		19	19	7	7	7	7	7	7	7	7	7	7	7	7	7
P1 New Housing Pupils (All Catchments)		0.7	1.3	1.4	1.5	1.7	1.9	2.1	2.3	2.5	2.6	2.8	3.1	3.3	3.5	3.7
P1 CHI Pupils		10.4	7.8	7.4	8.5	8.5	8.5	8.5	8.5	8.5	8.5	8.5	8.5	8.5	8.5	8.5
P 1	10	11	9	9	10	10	10	11	11	11	11	11	12	12	12	12
P 2	12	11	12	9	9	10	10	11	11	11	11	11	12	12	12	12
P 3	11	13	11	12	9	9	10	11	11	11	11	11	12	12	12	12
P 4	7	12	13	11	12	9	9	11	11	11	11	11	12	12	12	12
P 5	12	8	12	13	11	12	10	9	11	11	11	11	12	12	12	12
P 6	15	13	8	12	13	12	12	10	10	11	11	11	11	12	12	12
P 7	17	16	13	8	12	14	12	12	10	10	11	11	11	12	12	12
Total Roll	84	84	78	74	76	76	73	75	75	76	77	77	82	84	84	84
Total Capacity	125	125	125	125	125	125	125	125	125	125	125	125	125	125	125	125
Tot Roll - Tot Cap	-41	-41	-47	-51	-49	-49	-52	-50	-50	-49	-48	-48	-43	-41	-41	-41
Used Capacity (%)	67%	67%	62%	59%	61%	61%	58%	60%	60%	61%	62%	62%	66%	67%	67%	67%

School Roll Forecast
Portree High School
Bun-Sgoil Ghàidhlig Phort Rìgh

1004557	2022/23	2023/24	2024/25	2025/26	2026/27	2027/28	2028/29	2029/30	2030/31	2031/32	2032/33	2033/34	2034/35	2035/36	2036/37	2037/38
Catchment Flow	0.0%	0.0%	0.0%	0.0%	0.0%	0.0%	0.0%	0.0%	0.0%	0.0%	0.0%	0.0%	0.0%	0.0%	0.0%	0.0%
New Housing (Catchment Only)		0	0	0	0	0	0	0	0	0	0	0	0	0	0	0
P1 New Housing Pupils (All Catchments)		0.3	1.4	2.5	3.7	4.4	5.1	5.8	6.5	7.2	7.9	8.5	9.0	9.6	10.2	10.7
P1 CHI Pupils		17.9	20.3	18.9	19.0	19.0	19.0	19.0	19.0	19.0	19.0	19.0	19.0	19.0	19.0	19.0
P 1	20	18	22	21	23	23	24	25	26	26	27	28	28	29	29	30
P 2	29	20	19	23	23	23	24	25	26	26	27	28	28	29	29	30
P 3	26	29	21	20	24	23	24	25	25	26	27	27	28	29	29	30
P 4	24	26	30	22	21	25	24	25	25	26	27	27	28	29	29	30
P 5	20	24	27	31	23	22	25	25	25	26	27	27	28	29	29	30
P 6	16	20	25	28	32	24	23	26	25	26	27	27	28	28	29	30
P 7	25	16	21	26	29	33	25	23	27	26	27	27	28	28	29	30
Total Roll	160	153	165	171	175	173	169	174	179	182	189	191	196	201	203	210
Total Capacity	188	188	188	188	188	188	188	188	188	188	188	188	188	188	188	188
Tot Roll - Tot Cap	-28	-35	-23	-17	-13	-15	-19	-14	-9	-6	1	3	8	13	15	22
Used Capacity (%)	85%	81%	88%	91%	93%	92%	90%	93%	95%	97%	101%	102%	104%	107%	108%	112%

School Roll Forecast
Portree High School
Bun-Sgoil Shìèite

5126525	2022/23	2023/24	2024/25	2025/26	2026/27	2027/28	2028/29	2029/30	2030/31	2031/32	2032/33	2033/34	2034/35	2035/36	2036/37	2037/38
Catchment Flow	96.7%	96.7%	96.7%	96.7%	96.7%	96.7%	96.7%	96.7%	96.7%	96.7%	96.7%	96.7%	96.7%	96.7%	96.7%	96.7%
New Housing (Catchment Only)		16	27	31	12	15	14	14	14	14	14	5	5	5	5	5
P1 New Housing Pupils (All Catchments)		0.6	1.6	2.8	3.2	3.8	4.3	4.8	5.3	5.7	6.2	6.4	6.5	6.7	6.8	7.0
P1 CHI Pupils		10.9	4.1	6.0	7.0	7.0	7.0	7.0	7.0	7.0	7.0	7.0	7.0	7.0	7.0	7.0
P 1	2	11	6	9	10	11	11	12	12	13	13	13	14	14	14	14
P 2	12	3	13	7	9	11	11	12	12	13	13	13	14	14	14	14
P 3	9	13	4	14	7	10	11	12	12	13	13	13	13	14	14	14
P 4	9	10	13	5	14	8	10	12	12	13	13	13	13	14	14	14
P 5	7	10	10	15	5	14	8	11	12	13	13	13	13	14	14	14
P 6	10	8	11	12	15	5	15	9	11	13	13	13	13	14	14	14
P 7	11	11	8	12	12	15	6	15	9	11	13	13	13	14	14	14
Total Roll	60	66	65	74	72	74	72	83	80	89	91	91	93	98	98	98
Total Capacity	100	100	100	100	100	100	100	100	100	100	100	100	100	100	100	100
Tot Roll - Tot Cap	-40	-34	-35	-26	-28	-26	-28	-17	-20	-11	-9	-9	-7	-2	-2	-2
Used Capacity (%)	60%	66%	65%	74%	72%	74%	72%	83%	80%	89%	91%	91%	93%	98%	98%	98%

School Roll Forecast

Portree High School

Carbost Primary

5126126	2022/23	2023/24	2024/25	2025/26	2026/27	2027/28	2028/29	2029/30	2030/31	2031/32	2032/33	2033/34	2034/35	2035/36	2036/37	2037/38
Catchment Flow	88.0%	88.0%	88.0%	88.0%	88.0%	88.0%	88.0%	88.0%	88.0%	88.0%	88.0%	88.0%	88.0%	88.0%	88.0%	88.0%
New Housing (Catchment Only)		4	4	4	4	4	4	4	4	4	4	4	4	4	4	4
P1 New Housing Pupils (All Catchments)		0.1	0.2	0.3	0.5	0.6	0.7	0.9	1.0	1.1	1.2	1.4	1.5	1.6	1.8	1.9
P1 CHI Pupils		0.3	2.5	3.1	2.0	2.0	2.0	2.0	2.0	2.0	2.0	2.0	2.0	2.0	2.0	2.0
P 1	5	0	3	3	2	3	3	3	3	3	3	3	3	4	4	4
P 2	0	5	1	3	4	3	3	3	3	3	3	3	3	4	4	4
P 3	4	0	5	1	3	4	3	3	3	3	3	3	3	4	4	4
P 4	4	4	0	5	1	3	4	3	3	3	3	3	3	4	4	4
P 5	1	4	4	0	5	1	3	4	3	3	3	3	3	4	4	4
P 6	5	1	4	4	0	6	1	3	4	3	3	3	3	4	4	4
P 7	4	5	1	4	4	1	6	1	3	4	3	3	3	4	4	4
Total Roll	23	19	18	20	19	21	23	20	22	22	21	21	21	28	28	28
Total Capacity	50	50	50	50	50	50	50	50	50	50	50	50	50	50	50	50
Tot Roll - Tot Cap	-27	-31	-32	-30	-31	-29	-27	-30	-28	-28	-29	-29	-29	-22	-22	-22
Used Capacity (%)	46%	38%	36%	40%	38%	42%	46%	40%	44%	44%	42%	42%	42%	56%	56%	56%

School Roll Forecast

Portree High School

Dunvegan Primary

5127920	2022/23	2023/24	2024/25	2025/26	2026/27	2027/28	2028/29	2029/30	2030/31	2031/32	2032/33	2033/34	2034/35	2035/36	2036/37	2037/38
Catchment Flow	87.2%	87.2%	87.2%	87.2%	87.2%	87.2%	87.2%	87.2%	87.2%	87.2%	87.2%	87.2%	87.2%	87.2%	87.2%	87.2%
New Housing (Catchment Only)		10	14	14	18	10	10	10	10	10	10	10	10	10	10	10
P1 New Housing Pupils (All Catchments)		0.3	0.8	1.2	1.8	2.2	2.5	2.8	3.2	3.5	3.8	4.2	4.5	4.8	5.2	5.5
P1 CHI Pupils		5.7	10.6	8.0	8.1	8.1	8.1	8.1	8.1	8.1	8.1	8.1	8.1	8.1	8.1	8.1
P 1	7	6	11	9	10	10	11	11	11	12	12	12	13	13	13	14
P 2	5	7	7	12	10	10	11	11	11	12	12	12	13	13	13	14
P 3	5	5	8	7	12	10	11	11	11	12	12	12	13	13	13	14
P 4	9	5	6	8	7	13	10	11	11	12	12	12	13	13	13	14
P 5	7	9	6	6	9	8	13	11	11	12	12	12	13	13	13	14
P 6	8	7	10	6	7	9	8	13	11	12	12	12	13	13	13	14
P 7	5	8	8	10	7	7	9	8	14	11	12	12	12	13	13	14
Total Roll	46	47	56	58	62	67	73	76	80	83	84	84	90	91	91	98
Total Capacity	100	100	100	100	100	100	100	100	100	100	100	100	100	100	100	100
Tot Roll - Tot Cap	-54	-53	-44	-42	-38	-33	-27	-24	-20	-17	-16	-16	-10	-9	-9	-2
Used Capacity (%)	46%	47%	56%	58%	62%	67%	73%	76%	80%	83%	84%	84%	90%	91%	91%	98%

