

The Highland Council

Agenda Item	8
Report No	DSA/04/24

Committee:	Dingwall and Seaforth Area Committee
Date:	19 February 2024
Report Title:	Dingwall Associated School Group Attainment Overview
Report By:	Executive Chief Officer, Education & Learning

1.	Purpose/Executive Summary
1.1	This report provides an update of key information in relation to the schools within the Dingwall Academy Associated School Group (ASG) and provides useful updated links to further information in relation to these schools.
1.2	The primary schools in this area serve 1177 pupils, ELC settings serve 191 children (164 in LA settings and 89 in partner settings, as at September Census), with the secondary school serving 1063 young people.
2.	Recommendations
2.1	Members are asked to: i. Scrutinise and note the content of the report
3.	Implications
3.1	Resource There is no financial implication of this report.
3.2	Legal There is no legal implication of this report.
3.3	Community (Equality, Poverty and Rural) There is no implication on community in this report.
3.4	Climate Change / Carbon Clever There is no implication of this in this report.
3.5	Risk There is no risk implication in this report.
3.6	Gaelic There is no implication on Gaelic in this report.

4.	School Information																																																							
4.1	<p>School website links</p> <p>Secondary – Link to Dingwall Academy webpage</p> <p>Primary Link to School information on Highland Council website</p> <table border="1" data-bbox="248 432 1305 869"> <thead> <tr> <th>School</th> <th>Link to School Webpage</th> </tr> </thead> <tbody> <tr> <td>Ben Wyvis Primary School</td> <td>Ben Wyvis Primary School Webpage</td> </tr> <tr> <td>Dingwall Primary School</td> <td>Dingwall Primary School Webpage</td> </tr> <tr> <td>Ferintosh Primary School</td> <td>Ferintosh Primary School Webpage</td> </tr> <tr> <td>Marybank Primary School</td> <td>Marybank Primary School Webpage</td> </tr> <tr> <td>Mulbuie Primary School</td> <td>Mulbuie Primary School Webpage</td> </tr> <tr> <td>Strathconon Primary School</td> <td>Strathconon Primary School Webpage</td> </tr> <tr> <td>Strathgarve Primary School</td> <td>Strathgarve Primary School Webpage</td> </tr> <tr> <td>Strathpeffer Primary School</td> <td>Strathpeffer Primary School Webpage</td> </tr> <tr> <td>Tarradale Primary School</td> <td>Tarradale Primary School Webpage</td> </tr> </tbody> </table>	School	Link to School Webpage	Ben Wyvis Primary School	Ben Wyvis Primary School Webpage	Dingwall Primary School	Dingwall Primary School Webpage	Ferintosh Primary School	Ferintosh Primary School Webpage	Marybank Primary School	Marybank Primary School Webpage	Mulbuie Primary School	Mulbuie Primary School Webpage	Strathconon Primary School	Strathconon Primary School Webpage	Strathgarve Primary School	Strathgarve Primary School Webpage	Strathpeffer Primary School	Strathpeffer Primary School Webpage	Tarradale Primary School	Tarradale Primary School Webpage																																			
School	Link to School Webpage																																																							
Ben Wyvis Primary School	Ben Wyvis Primary School Webpage																																																							
Dingwall Primary School	Dingwall Primary School Webpage																																																							
Ferintosh Primary School	Ferintosh Primary School Webpage																																																							
Marybank Primary School	Marybank Primary School Webpage																																																							
Mulbuie Primary School	Mulbuie Primary School Webpage																																																							
Strathconon Primary School	Strathconon Primary School Webpage																																																							
Strathgarve Primary School	Strathgarve Primary School Webpage																																																							
Strathpeffer Primary School	Strathpeffer Primary School Webpage																																																							
Tarradale Primary School	Tarradale Primary School Webpage																																																							
4.2	<p>Standards and Quality Reports – latest reports</p> <table border="1" data-bbox="220 981 1417 1816"> <thead> <tr> <th>School</th> <th>Leadership of change</th> <th>Learning, teaching and assessment</th> <th>Ensuring wellbeing, equality and inclusion</th> <th>Raising attainment and achievement</th> </tr> </thead> <tbody> <tr> <td>Dingwall Academy</td> <td>Good</td> <td>Good</td> <td>Good</td> <td>Satisfactory</td> </tr> <tr> <td>Ben Wyvis Primary School</td> <td>Good</td> <td>Satisfactory</td> <td>Very Good</td> <td>Satisfactory</td> </tr> <tr> <td>Dingwall Primary School</td> <td>Good</td> <td>Satisfactory</td> <td>Satisfactory</td> <td>Satisfactory</td> </tr> <tr> <td>Ferintosh Primary School</td> <td>Very Good</td> <td>Satisfactory</td> <td>Very Good</td> <td>Good</td> </tr> <tr> <td>Marybank Primary School</td> <td>Good</td> <td>Good</td> <td>Good</td> <td>Good</td> </tr> <tr> <td>Mulbuie Primary School</td> <td>Very Good</td> <td>Satisfactory</td> <td>Very Good</td> <td>Good</td> </tr> <tr> <td>Strathconon Primary School</td> <td>Good</td> <td>Good</td> <td>Very Good</td> <td>Good</td> </tr> <tr> <td>Strathgarve Primary School</td> <td>Good</td> <td>Good</td> <td>Very Good</td> <td>Good</td> </tr> <tr> <td>Strathpeffer Primary School</td> <td>Satisfactory</td> <td>Good</td> <td>Good</td> <td>Satisfactory</td> </tr> <tr> <td>Tarradale Primary School</td> <td>Satisfactory</td> <td>Very Good</td> <td>Very Good</td> <td>Good</td> </tr> </tbody> </table>	School	Leadership of change	Learning, teaching and assessment	Ensuring wellbeing, equality and inclusion	Raising attainment and achievement	Dingwall Academy	Good	Good	Good	Satisfactory	Ben Wyvis Primary School	Good	Satisfactory	Very Good	Satisfactory	Dingwall Primary School	Good	Satisfactory	Satisfactory	Satisfactory	Ferintosh Primary School	Very Good	Satisfactory	Very Good	Good	Marybank Primary School	Good	Good	Good	Good	Mulbuie Primary School	Very Good	Satisfactory	Very Good	Good	Strathconon Primary School	Good	Good	Very Good	Good	Strathgarve Primary School	Good	Good	Very Good	Good	Strathpeffer Primary School	Satisfactory	Good	Good	Satisfactory	Tarradale Primary School	Satisfactory	Very Good	Very Good	Good
School	Leadership of change	Learning, teaching and assessment	Ensuring wellbeing, equality and inclusion	Raising attainment and achievement																																																				
Dingwall Academy	Good	Good	Good	Satisfactory																																																				
Ben Wyvis Primary School	Good	Satisfactory	Very Good	Satisfactory																																																				
Dingwall Primary School	Good	Satisfactory	Satisfactory	Satisfactory																																																				
Ferintosh Primary School	Very Good	Satisfactory	Very Good	Good																																																				
Marybank Primary School	Good	Good	Good	Good																																																				
Mulbuie Primary School	Very Good	Satisfactory	Very Good	Good																																																				
Strathconon Primary School	Good	Good	Very Good	Good																																																				
Strathgarve Primary School	Good	Good	Very Good	Good																																																				
Strathpeffer Primary School	Satisfactory	Good	Good	Satisfactory																																																				
Tarradale Primary School	Satisfactory	Very Good	Very Good	Good																																																				

ELC	Leadership of change	Learning, teaching and assessment	Ensuring wellbeing, equality and inclusion	Raising attainment and achievement
Ben Wyvis Primary ELC	Good	Good	Very Good	Satisfactory
Dingwall Primary ELC	Very Good	Good	Good	Good
Marybank Primary ELC	Very Good	Very Good	Very Good	Very Good
Mulbuie Primary ELC	Very Good	Good	Very Good	Good
Strathpeffer Primary ELC	Very Good	Very Good	Very Good	Very Good
Tarradale Primary ELC	Excellent	Very Good	Very Good	Very Good

4.3 Education Scotland Inspection reports

School	Date of Latest Published Report	Link to Education Scotland Pages
Dingwall Academy	18/01/22	Link
Ben Wyvis Primary School	+ 5 Years	Link
Dingwall Primary School	22/08/23	Link
Ferintosh Primary School	+ 5 Years	Link
Marybank Primary School	+ 5 Years	Link
Mulbuie Primary School	+ 5 Years	Link
Strathconon Primary School	+ 5 Years	Link
Strathgarve Primary School	+ 5 Years	Link
Strathpeffer Primary School	+ 5 Years	Link
Tarradale Primary School	+ 5 Years	Link

Note: Education Scotland website shows review and inspection reports in last 5 years, older reports are no longer available to view on the site.

5 School Roll

5.1 ASG SCHOOL ROLLS – Session 2023-24

Primary School	P1	P2	P3	P4	P5	P6	P7	Total
Ben Wyvis Primary School	34	34	37	52	40	36	32	265
Dingwall Primary School	52	50	57	76	58	65	65	423
Ferintosh Primary School	2	1	3	1	2	3	1	13
Marybank Primary School	5	1	1	0	3	3	6	19
Mulbuie Primary School	7	6	7	4	6	4	6	40
Strathconon Primary School	0	0	0	1	0	3	2	6
Strathgarve Primary School	2	1	1	2	1	0	1	8
Strathpeffer Primary School	13	18	27	14	21	19	30	142
Tarradale Primary School	32	32	32	40	49	37	39	261
Total:	147	143	165	190	180	170	182	1177

School Name	S1	S2	S3	S4	S5	S6	TOTAL S1-S6
Dingwall Academy	218	186	198	196	164	101	1063

5.2 School Roll and Capacity Forecasts

The school roll and capacity forecast for the ASG are in Appendix 1.

6 Attendance/Absence/Exclusions – Session 2022/23

Primary Schools	% Actual Attendance	% Authorised Absences	% Unauthorised Absences	No of Exclusions	Exclusion Rates per 1000 pupils
National Primary (2020-21)	94%	3.8%	2.2%	1436	3.6
Highland Primary (2020-21)	94.5%	4.3%	1.2%	78	4.7
Ben Wyvis Primary School	90%	8%	2%	0	0
Dingwall Primary School	91%	8%	1%	6	13.5
Ferintosh Primary School	87%	12%	1%	c	c
Marybank Primary School	93%	6%	1%	0	0
Mulbuie Primary School	95%	5%	1%	0	0
Strathconon Primary School	94%	4%	2%	0	0
Strathgarve Primary School	87%	7%	6%	0	0
Strathpeffer Primary School	91%	7%	1%	0	0
Tarradale Primary School	93%	5%	2%	0	0

Note: "c" represents small numbers that are suppressed to maintain confidentiality.

Secondary School	% Actual Attendance	% Authorised Absences	% Unauthorised Absences	No of Exclusions	Exclusion Rates per 1000 pupils
National Secondary (2020-21)	89%	6.1%	4.8%	6660	22.1
Highland Secondary (2020-21)	87%	7.4%	5.5%	315	22.6
Dingwall Academy	85%	10%	5%	40	39.2

7 Attainment Profile

7.1

Primary Attainment – Pupils Achieving Expected National Curriculum for Excellence Levels - P1,4,7 Combined, Literacy and Numeracy

2022/23 P1/4/7 combined	Roll P1/4/7	Reading	Writing	Listening & Talking	Numeracy
National		80%	75%	87%	80%
Highland		74%	68%	74%	72%
Ben Wyvis Primary School	120	80-90%	70-80%	90+%	80-90%
Dingwall Primary School	183	70-80%	70-80%	80-90%	70-80%
Ferintosh Primary School	c	c	c	c	c
Marybank Primary School	c	c	c	c	c
Mulbuie Primary School	21	80-90%	70-80%	80-90%	80-90%
Strathconon Primary School	c	c	c	c	c
Strathgarve Primary School	c	c	c	c	c
Strathpeffer Primary School	70	70-80%	50-60%	80-90%	70-80%
Tarradale Primary School	122	90+%	80-90%	90+%	80-90%

2021/22	Roll P1/4/7	Reading	Writing	Listening & Talking	Numeracy
National		78%	73%	86%	78%
Highland		71%	63%	81%	69%
Ben Wyvis Primary School	106	80-90%	60-70%	90-100%	80-90%
Dingwall Primary School	175	70-80%	60-70%	80-90%	80-90%
Ferintosh Primary School	c	c	c	c	c
Marybank Primary School	c	c	c	c	c
Mulbuie Primary School	c	c	c	c	c
Strathconon Primary School	c	c	c	c	c
Strathgarve Primary School	c	c	c	c	c
Strathpeffer Primary School	69	60-70%	40-50%	70-80%	50-60%
Tarradale Primary School	106	70-80%	70-80%	90-100%	70-80%

2020/21	Roll P1/4/7	Reading	Writing	Listening & Talking	Numeracy
National		75%	70%	83%	75%
Highland		62%	54%	72%	60%
Ben Wyvis Primary School	125	70-80%	70-80%	80-90%	80-90%
Dingwall Primary School	202	60-70%	60-70%	70-80%	60-70%
Ferintosh Primary School	c	c	c	c	c
Marybank Primary School	c	c	c	c	c
Mulbuie Primary School	c	c	c	c	c
Strathconon Primary School	c	c	c	c	c
Strathgarve Primary School	c	c	c	c	c
Strathpeffer Primary School	73	60-70%	60-70%	70-80%	40-50%
Tarradale Primary School	107	40-50%	40-50%	40-50%	60-70%

7.2

Secondary Attainment**School leavers Achieving Literacy**

Establishment	Year	% Level 4 Literacy	% Level 5 Literacy
Dingwall Academy	2022	94.69	87.44
Virtual Comparator	2022	95.17	82.8
Dingwall Academy	2021	93.49	85.21
Virtual Comparator	2021	94.44	82.25
Dingwall Academy	2020	92.82	85.64
Virtual Comparator	2020	94.31	80.94

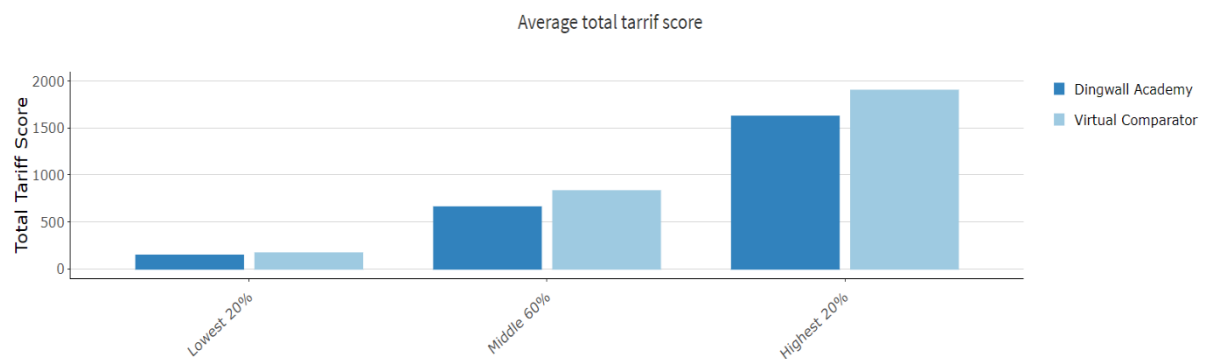
School Leavers Achieving Numeracy

Establishment	Year	% Level 4 Numeracy	% Level 5 Numeracy
Dingwall Academy	2022	89.86	59.9
Virtual Comparator	2022	91.88	69.37
Dingwall Academy	2021	85.21	63.91
Virtual Comparator	2021	91.95	69.41
Dingwall Academy	2020	83.43	67.4
Virtual Comparator	2020	91.33	69.67

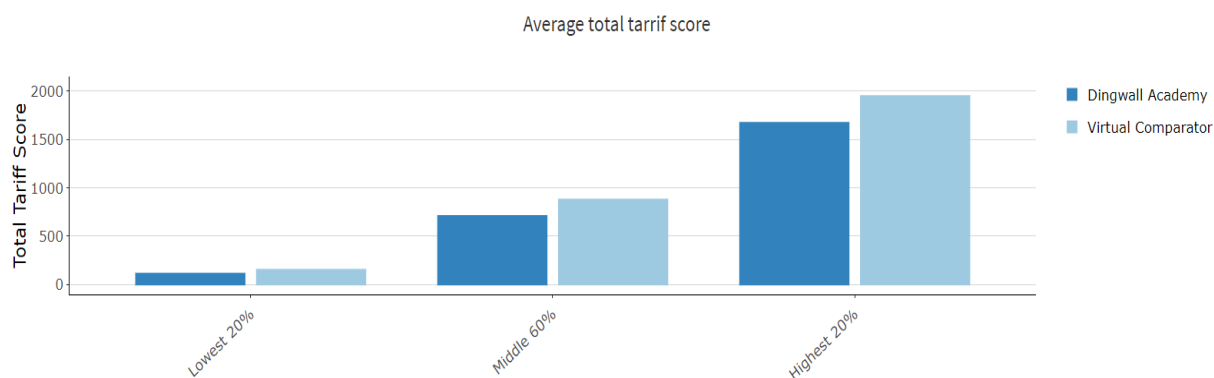
7.3

Senior Phase**Average Total Tariff Score for Leavers**

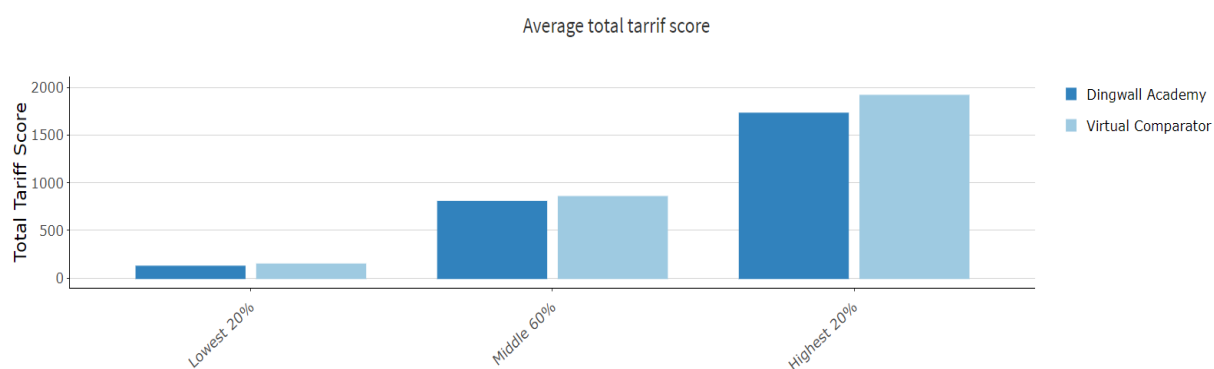
Establishment	Year	Lowest 20%	Middle 60%	Highest 20%
Dingwall Academy	2022	143	657	1623
Virtual Comparator	2022	167	829	1899
Dingwall Academy	2021	112	709	1673
Virtual Comparator	2021	153	879	1950
Dingwall Academy	2020	122	801	1725
Virtual Comparator	2020	145	852	1912

2022

2021



2020



7.4 Pupil Destinations 16+

Leaver destination information is taken from the School Leaver Destination data collected by Skills Development Scotland (SDS) on behalf of the Scottish Government.

	% Positive Destinations		
	2019/20	2020/21	2021/22
Dingwall Academy	95.77	94.77	95.12
Highland	92.55	94.33	94.45
Scotland	93.36	95.48	95.74

Number of pupils leaving in school year:

Total No. Leavers	Dingwall Academy	HIGHLAND	SCOTLAND
2019/20	142	2216	47435
2020/21	153	2328	50719
2021/22	164	2559	55211

Destinations of Pupils (%)

DESTINATION	Dingwall Academy			HIGHLAND			SCOTLAND		
	19/20	20/21	21/22	19/20	20/21	21/22	19/20	20/21	21/22
Higher Education	40.33	34.91	28.02	23.83	36.38	34.08	44.20	45.11	41.27
Further Education	22.10	21.30	16.91	25.41	18.08	19.58	28.06	23.29	25.45
Training	3.87	6.51	1.93	3.20	2.71	1.52	3.68	3.67	2.92
Employment	22.65	30.77	46.38	23.83	36.60	38.73	16.18	22.58	25.11
Voluntary	0.55	0.0	0.0	0.50	0.43	0.31	0.45	0.37	0.47
Activity Agreements	0.0	0.0	0.0	0	0	0	0	0	0
Unemployed Seeking	6.08	4.14	4.83	4.42	3.14	2.89	4.14	2,53	2.32
Unemployed Not Seeking	2.21	1.78	0.48	2.17	2.10	1.76	1.83	1.69	1.54
Unknown	2.21	0.59	1.45	0.86	0.43	0.90	0.67	0.30	0.40

Note: National averages have been calculated from the figures for all available local authority and grant-aided schools, whereas the local authority averages are based on local authority schools only.

Note: National averages have been calculated from the figures for all available local authority and grant-aided schools, whereas the local authority averages are based on local authority schools only.

Note: National/Highland data being 2020/2021 due to AAE being published every 2 years

Designation: Area Education and Learning Manager

Date: 5 February 2024

Author: Annika Jansson

Background Papers:

Appendices: School Roll and Capacity Forecast for ASG

School Roll Forecast
Dingwall Academy
Marybank Primary

5116325	2022/23	2023/24	2024/25	2025/26	2026/27	2027/28	2028/29	2029/30	2030/31	2031/32	2032/33	2033/34	2034/35	2035/36	2036/37	2037/38
Catchment Flow	52.6%	52.6%	52.6%	52.6%	52.6%	52.6%	52.6%	52.6%	52.6%	52.6%	52.6%	52.6%	52.6%	52.6%	52.6%	52.6%
New Housing (Catchment Only)		0	20	6	0	0	0	0	0	0	0	0	0	0	0	0
P1 New Housing Pupils (All Catchments)		0.0	0.3	0.4	0.4	0.4	0.4	0.4	0.4	0.4	0.4	0.4	0.5	0.5	0.5	0.5
P1 CHI Pupils		2.9	2.4	2.7	2.7	2.7	2.7	2.7	2.7	2.7	2.7	2.7	2.7	2.7	2.7	2.7
P 1	2	3	3	3	3	3	3	3	3	3	3	3	3	3	3	3
P 2	1	2	3	3	3	3	3	3	3	3	3	3	3	3	3	3
P 3	0	1	2	3	3	3	3	3	3	3	3	3	3	3	3	3
P 4	2	0	1	2	3	3	3	3	3	3	3	3	3	3	3	3
P 5	2	2	0	1	2	3	3	3	3	3	3	3	3	3	3	3
P 6	6	2	2	0	1	2	3	3	3	3	3	3	3	3	3	3
P 7	2	6	2	2	0	1	2	3	3	3	3	3	3	3	3	3
Total Roll	15	16	13	14	15	18	20	21	21	21	21	21	21	21	21	21
Total Capacity	50	50	50	50	50	50	50	50	50	50	50	50	50	50	50	50
Tot Roll - Tot Cap	-35	-34	-37	-36	-35	-32	-30	-29	-29	-29	-29	-29	-29	-29	-29	-29
Used Capacity (%)	30%	32%	26%	28%	30%	36%	40%	42%	42%	42%	42%	42%	42%	42%	42%	42%

School Roll Forecast
Dingwall Academy
Mulbuie Primary

5116627	2022/23	2023/24	2024/25	2025/26	2026/27	2027/28	2028/29	2029/30	2030/31	2031/32	2032/33	2033/34	2034/35	2035/36	2036/37	2037/38
Catchment Flow	81.8%	81.8%	81.8%	81.8%	81.8%	81.8%	81.8%	81.8%	81.8%	81.8%	81.8%	81.8%	81.8%	81.8%	81.8%	81.8%
New Housing (Catchment Only)		0	0	0	0	0	0	0	0	0	0	0	0	0	0	0
P1 New Housing Pupils (All Catchments)		0.0	0.1	0.2	0.3	0.3	0.4	0.4	0.5	0.5	0.6	0.6	0.6	0.6	0.6	0.7
P1 CHI Pupils		4.4	4.4	6.0	4.9	4.9	4.9	4.9	4.9	4.9	4.9	4.9	4.9	4.9	4.9	4.9
P 1	6	4	5	6	5	5	5	5	5	5	5	6	6	6	6	6
P 2	7	6	4	5	6	5	5	5	5	5	5	6	6	6	6	6
P 3	4	7	6	5	5	6	5	5	5	5	5	6	6	6	6	6
P 4	6	4	7	6	5	5	6	5	5	5	5	6	6	6	6	6
P 5	4	6	4	7	6	5	5	6	5	5	5	6	6	6	6	6
P 6	6	4	6	4	7	6	5	5	6	5	5	6	6	6	6	6
P 7	9	6	4	6	4	7	6	5	5	6	5	6	6	6	6	6
Total Roll	42	37	36	39	38	39	37	36	36	36	35	42	42	42	42	42
Total Capacity	50	50	50	50	50	50	50	50	50	50	50	50	50	50	50	50
Tot Roll - Tot Cap	-8	-13	-14	-11	-12	-11	-13	-14	-14	-14	-15	-8	-8	-8	-8	-8
Used Capacity (%)	84%	74%	72%	78%	76%	78%	74%	72%	72%	72%	70%	84%	84%	84%	84%	84%

