

# The Highland Council

Agenda Item	7a
Report No	BIER-12-24

<b>Committee:</b>	<b>Black Isle and Easter Ross Area Committee</b>
<b>Date:</b>	<b>13 May 2024</b>
<b>Report Title:</b>	<b>Alness Academy Associated School Group Attainment Overview</b>
<b>Report By:</b>	<b>Executive Chief Officer, Education &amp; Learning</b>

<b>1.</b>	<b>Purpose/Executive Summary</b>
1.1	This report provides an update of key information in relation to the schools within the Alness Academy Associated School Group (ASG) and provides useful updated links to further information in relation to these schools.
1.2	The primary schools in this area serve 729 pupils, ELC settings serve 179 children (115 in LA settings and 64 in Partner settings as at September 2023 Census), with the secondary school serving 505 young people.
<b>2.</b>	<b>Recommendations</b>
2.1	Members are asked to:  i. Scrutinise and note the content of the report.
<b>3.</b>	<b>Implications</b>
3.1	Resource There is no financial implication of this report.
3.2	Legal There is no legal implication of this report.
3.3	Community (Equality, Poverty and Rural) There is no implication on community in this report.
3.4	Climate Change / Carbon Clever There is no implication of this in this report.
3.5	Risk There is no risk implication in this report.
3.6	Gaelic There is no implication on Gaelic in this report.

4.	<b>School Information</b>																																																												
4.1	<p>School website links</p> <p>Secondary – <b>Link to <a href="#">Alness Academy</a> website</b></p> <p>Primary <a href="#">Link to School information on Highland Council website</a></p> <table border="1" data-bbox="248 465 1426 712"> <thead> <tr> <th>School</th> <th>Link to School Webpage</th> </tr> </thead> <tbody> <tr> <td>Ardross Primary</td> <td><a href="#">Link</a></td> </tr> <tr> <td>Bridgend Primary</td> <td><a href="#">Link</a></td> </tr> <tr> <td>Coulhill Primary</td> <td><a href="#">Link</a></td> </tr> <tr> <td>Kiltearn Primary</td> <td><a href="#">Link</a></td> </tr> <tr> <td>Obsdale Primary</td> <td><a href="#">Link</a></td> </tr> </tbody> </table>	School	Link to School Webpage	Ardross Primary	<a href="#">Link</a>	Bridgend Primary	<a href="#">Link</a>	Coulhill Primary	<a href="#">Link</a>	Kiltearn Primary	<a href="#">Link</a>	Obsdale Primary	<a href="#">Link</a>																																																
School	Link to School Webpage																																																												
Ardross Primary	<a href="#">Link</a>																																																												
Bridgend Primary	<a href="#">Link</a>																																																												
Coulhill Primary	<a href="#">Link</a>																																																												
Kiltearn Primary	<a href="#">Link</a>																																																												
Obsdale Primary	<a href="#">Link</a>																																																												
4.2	<p>Standards and Quality Reports – latest reports</p> <table border="1" data-bbox="236 831 1431 1429"> <thead> <tr> <th>School</th> <th>Leadership of change</th> <th>Learning, teaching and assessment</th> <th>Ensuring wellbeing, equality and inclusion</th> <th>Raising attainment and achievement</th> </tr> </thead> <tbody> <tr> <td>Alness Academy</td> <td>Good</td> <td>Satisfactory</td> <td>Satisfactory</td> <td>Satisfactory</td> </tr> <tr> <td>Ardross Primary</td> <td>Good</td> <td>Good</td> <td>Good</td> <td>Satisfactory</td> </tr> <tr> <td>Bridgend Primary</td> <td>Good</td> <td>Good</td> <td>Good</td> <td>Good</td> </tr> <tr> <td>Coulhill Primary</td> <td>Good</td> <td>Satisfactory</td> <td>Satisfactory</td> <td>Satisfactory</td> </tr> <tr> <td>Kiltearn Primary</td> <td>Satisfactory</td> <td>Good</td> <td>Good</td> <td>Good</td> </tr> <tr> <td>Obsdale Primary</td> <td>Satisfactory</td> <td>Satisfactory</td> <td>Satisfactory</td> <td>Satisfactory</td> </tr> </tbody> </table> <table border="1" data-bbox="236 1541 1431 1980"> <thead> <tr> <th>ELC</th> <th>Leadership of change</th> <th>Learning, teaching and assessment</th> <th>Ensuring wellbeing, equality and inclusion</th> <th>Raising attainment and achievement</th> </tr> </thead> <tbody> <tr> <td>Bridgend Primary Nursery</td> <td>Good</td> <td>Good</td> <td>Good</td> <td>Good</td> </tr> <tr> <td>Coulhill Primary Nursery</td> <td>Good</td> <td>Satisfactory</td> <td>Satisfactory</td> <td>Satisfactory</td> </tr> <tr> <td>Kiltearn Primary Nursery</td> <td>Satisfactory</td> <td>Satisfactory</td> <td>Good</td> <td>Satisfactory</td> </tr> <tr> <td>Obsdale Primary Nursery</td> <td>Satisfactory</td> <td>Satisfactory</td> <td>Good</td> <td>Satisfactory</td> </tr> </tbody> </table>	School	Leadership of change	Learning, teaching and assessment	Ensuring wellbeing, equality and inclusion	Raising attainment and achievement	Alness Academy	Good	Satisfactory	Satisfactory	Satisfactory	Ardross Primary	Good	Good	Good	Satisfactory	Bridgend Primary	Good	Good	Good	Good	Coulhill Primary	Good	Satisfactory	Satisfactory	Satisfactory	Kiltearn Primary	Satisfactory	Good	Good	Good	Obsdale Primary	Satisfactory	Satisfactory	Satisfactory	Satisfactory	ELC	Leadership of change	Learning, teaching and assessment	Ensuring wellbeing, equality and inclusion	Raising attainment and achievement	Bridgend Primary Nursery	Good	Good	Good	Good	Coulhill Primary Nursery	Good	Satisfactory	Satisfactory	Satisfactory	Kiltearn Primary Nursery	Satisfactory	Satisfactory	Good	Satisfactory	Obsdale Primary Nursery	Satisfactory	Satisfactory	Good	Satisfactory
School	Leadership of change	Learning, teaching and assessment	Ensuring wellbeing, equality and inclusion	Raising attainment and achievement																																																									
Alness Academy	Good	Satisfactory	Satisfactory	Satisfactory																																																									
Ardross Primary	Good	Good	Good	Satisfactory																																																									
Bridgend Primary	Good	Good	Good	Good																																																									
Coulhill Primary	Good	Satisfactory	Satisfactory	Satisfactory																																																									
Kiltearn Primary	Satisfactory	Good	Good	Good																																																									
Obsdale Primary	Satisfactory	Satisfactory	Satisfactory	Satisfactory																																																									
ELC	Leadership of change	Learning, teaching and assessment	Ensuring wellbeing, equality and inclusion	Raising attainment and achievement																																																									
Bridgend Primary Nursery	Good	Good	Good	Good																																																									
Coulhill Primary Nursery	Good	Satisfactory	Satisfactory	Satisfactory																																																									
Kiltearn Primary Nursery	Satisfactory	Satisfactory	Good	Satisfactory																																																									
Obsdale Primary Nursery	Satisfactory	Satisfactory	Good	Satisfactory																																																									

4.3 Education Scotland Inspection reports

School	Date of Latest Published Report	Link to Education Scotland Pages
Alness Academy	10/04/19	<a href="#">Link</a>
Ardross Primary	+ 5 Years	<a href="#">Link</a>
Bridgend Primary	+ 5 Years	<a href="#">Link</a>
Coulhill Primary	07/03/23	<a href="#">Link</a>
Kiltearn Primary	+ 5 Years	<a href="#">Link</a>
Obsdale Primary	+ 5 Years	<a href="#">Link</a>

*Note: Education Scotland website shows review and inspection reports in last 5 years, older reports are no longer available to view on the site.*

5 School Roll

5.1 ASG SCHOOL ROLLS – Session 2023-24

Primary School	P1	P2	P3	P4	P5	P6	P7	Total
Ardross Primary	5	4	5	2	4	4	3	27
Bridgend Primary	34	45	49	37	30	39	44	278
Coulhill Primary	37	23	26	23	29	29	29	196
Kiltearn Primary	14	16	13	17	19	14	20	113
Obsdale Primary	19	13	13	18	15	14	23	115
<b>Total:</b>	109	101	106	97	97	100	119	729

School Name	S1	S2	S3	S4	S5	S6	TOTAL S1-S6
Alness Academy	96	92	103	99	79	36	505

5.2 School Roll and Capacity Forecasts: The school roll and capacity forecast for the ASG are in Appendix 1.

6 Attendance/Absence/Exclusions – Session 2022/23

Primary Schools	%Actual Attendance	% Authorised Absences	% Unauthorised Absences	No of Exclusions	Exclusion Rates per 1000 pupils
National Primary (2022-23)	92.2%	5.3%	2.6%	1760	4.5
Highland Primary (2022-23)	92.0%	6.1%	C	C	C
Ardross Primary	93.3%	4.5%	2.2%	0	0
Bridgend Primary	91.6%	6.7%	C	C	C
Coulhill Primary	87.1%	9.6%	3.4%	0	0
Kiltearn Primary	92.3%	6.2%	1.4%	0	0
Obsdale Primary	86.7%	9.4%	C	C	C

*Note: "c" represents small numbers that are suppressed to maintain confidentiality.*

<b>Secondary School</b>	<b>%Actual Attendance</b>	<b>% Authorised Absences</b>	<b>% Unauthorised Absences</b>	<b>No of Exclusions</b>	<b>Exclusion Rates per 1000 pupils</b>
National Secondary (2022-23)	87.7%	7.1%	5.1%	9724	31.5
Highland Secondary (2022-23)	86.8%	8.1%	4.9%	587	42.2
Alness Academy	81.7%	10.1%	8.0%	61	125

## 7 Attainment Profile

7.1 Primary Attainment – Pupils Achieving Expected National Curriculum for Excellence Levels - P1,4,7 Combined, Literacy and Numeracy

<b>2022/23</b>	<b>Roll P1/4/7</b>	<b>Reading</b>	<b>Writing</b>	<b>Listening &amp; Talking</b>	<b>Numeracy</b>
<b>National</b>		80%	75%	87%	80%
<b>Highland</b>		74%	68%	74%	72%
Ardross Primary	12	C	C	C	C
Bridgend Primary	116	70-80%	70-80%	80-90%	70-80%
Coulhill Primary	82	50-60%	50-60%	70-80%	60-70%
Kiltearn Primary	56	70-80%	70-80%	80-90%	70-80%
Obsdale Primary	46	50-60%	40-50%	60-70%	50-60%

\*c represents small numbers that are suppressed to maintain confidentiality.

<b>2021/22</b>	<b>Roll P1/4/7</b>	<b>Reading</b>	<b>Writing</b>	<b>Listening &amp; Talking</b>	<b>Numeracy</b>
<b>National</b>		78%	73%	86%	78%
<b>Highland</b>		71%	63%	81%	69%
Ardross Primary	15	C	C	C	C
Bridgend Primary	119	70-80%	60-70%	80-90%	70-80%
Coulhill Primary	88	60-70%	50-60%	80-90%	50-60%
Kiltearn Primary	43	50-60%	40-50%	50-60%	40-50%
Obsdale Primary	44	20-30%	10-20%	30-40%	10-20%

<b>2020/21</b>	<b>Roll P1/4/7</b>	<b>Reading</b>	<b>Writing</b>	<b>Listening &amp; Talking</b>	<b>Numeracy</b>
<b>National</b>		75%	70%	83%	75%
<b>Highland</b>		62%	54%	72%	60%
Ardross Primary	9	C	C	C	C
Bridgend Primary	119	50-60%	50-60%	60-70%	70-80%
Coulhill Primary	84	50-60%	40-50%	70-80%	40-50%
Kiltearn Primary	53	30-40%	50-60%	40-50%	40-50%
Obsdale Primary	62	30-40%	30-40%	30-40%	40-50%

7.2

**Secondary Attainment****School leavers Achieving Literacy**

Establishment	Year	% Level 4 Literacy	% Level 5 Literacy
Alness Academy	2022	90%	80%
Virtual Comparator	2022	90%	71%
Alness Academy	2021	C	86%
Virtual Comparator	2021	C	71%
Alness Academy	2020	C	80%
Virtual Comparator	2020	C	73%

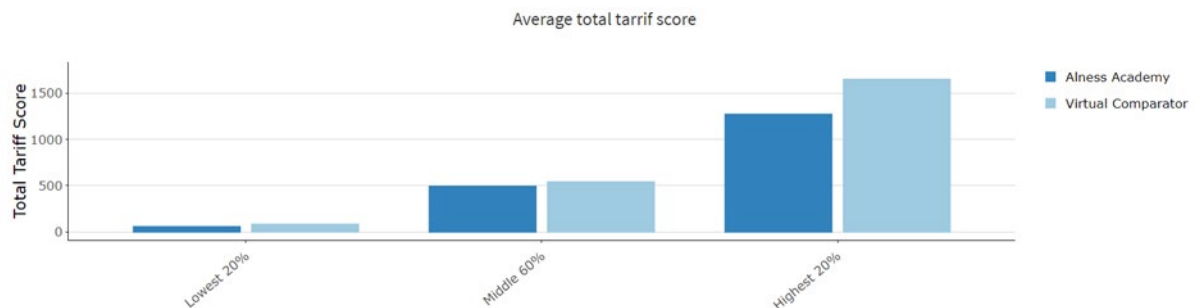
**School Leavers Achieving Numeracy**

Establishment	Year	% Level 4 Numeracy	% Level 5 Numeracy
Alness Academy	2022	81%	64%
Virtual Comparator	2022	87%	58%
Alness Academy	2021	87%	67%
Virtual Comparator	2021	84%	57%
Alness Academy	2020	90%	66%
Virtual Comparator	2020	87%	62%

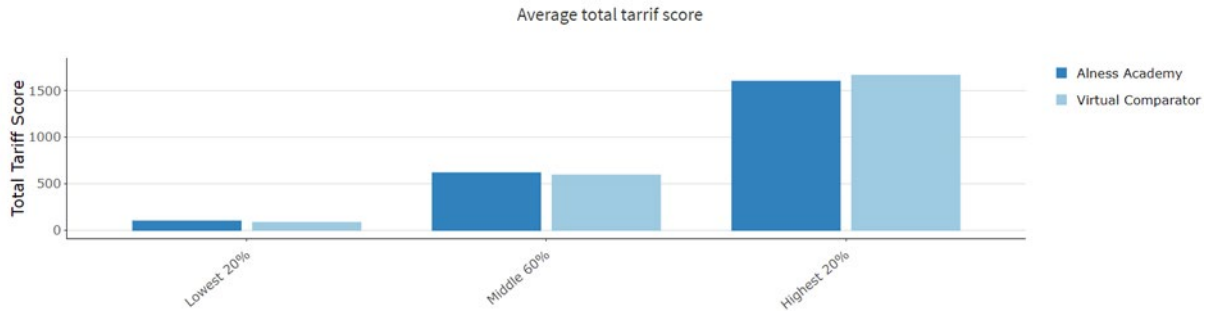
7.3

**Senior Phase****Average Total Tariff Score for Leavers**

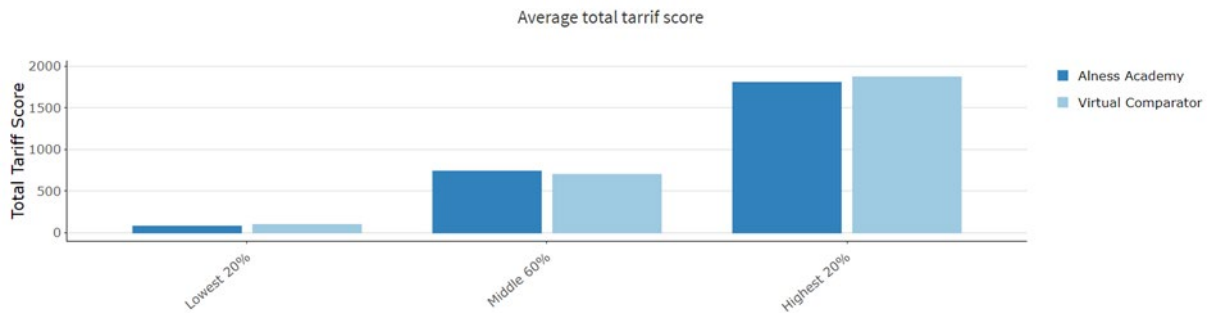
Establishment	Year	Lowest 20%	Middle 60%	Highest 20%
Alness Academy	2022	56	492	1271
Virtual Comparator	2022	82	540	1649
Alness Academy	2021	96	614	1598
Virtual Comparator	2021	81	590	1662
Alness Academy	2020	75	735	1800
Virtual Comparator	2020	95	696	1866

**2022**

## 2021



## 2020



## 7.4

### Pupil Destinations 16+

Leaver destination information is taken from the School Leaver Destination data collected by Skills Development Scotland (SDS) on behalf of the Scottish Government.

	% Positive Destinations		
	2020/21	2021/22	2022/23
Alness Academy	93.44	88.16	91.43
Highland	94.33	94.45	95.27
Scotland	95.48	95.74	95.87

Number of pupils leaving in school year:

Total No. Leavers	Alness Academy	HIGHLAND	SCOTLAND
2020/21	61	2328	50719
2021/22	76	2559	55211
2022/23	70	2474	54719

Destinations of Pupils (%):

DESTINATION	Alness Academy			HIGHLAND			SCOTLAND		
	20/21	21/22	22/23	20/21 1	21/22	22/23	20/21	21/22	22/23
Higher Education	29.51	26.31	18.57	36.38	34.11	33.10	45.11	41.27	40.3
Further Education	19.67	18.42	40.00	18.08	19.54	20.53	23.29	25.45	26.62
Training	1.64	1.31	4.29	2.71	1.52	1.9	3.67	2.91	3.35
Employment	42.62	42.10	28.57	36.6	38.73	39.05	22.58	25.12	24.34
Voluntary	0	0	0	0.43	0.31	0.53	0.37	0.47	0.52
Activity Agreements	0	0	0	0	0	0	0	0	0
Unemployed Seeking	4.92	11.84	8.57	3.14	2.89	2.95	2.53	2.32	2.24
Unemployed Not Seeking	0	0	0	2.1	1.76	1.62	1.69	1.55	1.57
Unknown	1.64	0	0	0.43	0.9	0.16	0.3	0.4	0.32

*Note: National averages have been calculated from the figures for all available local authority and grant-aided schools, whereas the local authority averages are based on local authority schools only.*

*Note: National averages have been calculated from the figures for all available local authority and grant-aided schools, whereas the local authority averages are based on local authority schools only.*

*Note: National/Highland data being 2020/2021 due to AAE being published every 2 years*

Designation: Area Education and Learning Manager

Date: 29 April 2024

Author: Annika Jansson

Background Papers:

Appendices: School Roll and Capacity Forecast for ASG

## APPENDIX 1 School Roll and Capacity Forecast for ASG

### School Roll Forecast

Alness Academy  
Alness Academy

5120136	2022/23	2023/24	2024/25	2025/26	2026/27	2027/28	2028/29	2029/30	2030/31	2031/32	2032/33	2033/34	2034/35	2035/36	2036/37	2037/38
S 1	91	90	97	82	85	87	94	90	100	76	80	87	88	89	90	91
S 2	112	91	91	98	83	86	88	95	91	101	76	80	88	89	90	91
S 3	98	112	92	92	99	84	86	88	96	91	102	77	81	89	89	90
S 4	95	98	113	93	93	99	84	87	89	96	92	102	78	82	89	90
S 5	64	83	86	99	81	81	87	74	76	78	84	80	90	68	72	78
S 6	36	42	54	56	65	53	53	57	48	50	51	55	53	59	45	47
<b>Total Roll</b>	<b>496</b>	<b>516</b>	<b>533</b>	<b>520</b>	<b>506</b>	<b>490</b>	<b>492</b>	<b>491</b>	<b>500</b>	<b>492</b>	<b>485</b>	<b>481</b>	<b>478</b>	<b>476</b>	<b>475</b>	<b>487</b>
<b>Total Capacity</b>	<b>660</b>	<b>660</b>	<b>660</b>	<b>660</b>	<b>660</b>	<b>660</b>	<b>660</b>	<b>660</b>	<b>660</b>	<b>660</b>	<b>660</b>	<b>660</b>	<b>660</b>	<b>660</b>	<b>660</b>	<b>660</b>
Tot Roll - Tot Cap	-164	-144	-127	-140	-154	-170	-168	-169	-160	-168	-175	-179	-182	-184	-185	-173
<b>Used Capacity (%)</b>	<b>75%</b>	<b>78%</b>	<b>81%</b>	<b>79%</b>	<b>77%</b>	<b>74%</b>	<b>75%</b>	<b>74%</b>	<b>76%</b>	<b>75%</b>	<b>73%</b>	<b>73%</b>	<b>72%</b>	<b>72%</b>	<b>72%</b>	<b>74%</b>

### School Roll Forecast

Alness Academy  
Ardross Primary

5113326	2022/23	2023/24	2024/25	2025/26	2026/27	2027/28	2028/29	2029/30	2030/31	2031/32	2032/33	2033/34	2034/35	2035/36	2036/37	2037/38
Catchment Flow	75.0%	75.0%	75.0%	75.0%	75.0%	75.0%	75.0%	75.0%	75.0%	75.0%	75.0%	75.0%	75.0%	75.0%	75.0%	75.0%
New Housing (Catchment Only)		1	1	1	1	1	1	1	1	1	1	1	1	1	1	1
P1 New Housing Pupils (All Catchments)		0.0	0.1	0.2	0.2	0.2	0.3	0.3	0.3	0.4	0.4	0.5	0.5	0.6	0.7	0.7
P1 CHI Pupils		3.2	4.6	4.1	4.0	4.0	4.0	4.0	4.0	4.0	4.0	4.0	4.0	4.0	4.0	4.0
P 1	4	3	5	4	4	4	4	4	4	4	4	4	4	5	5	5
P 2	5	4	3	5	4	4	4	4	4	4	4	4	4	5	5	5
P 3	2	5	4	3	5	4	4	4	4	4	4	4	4	5	5	5
P 4	4	2	5	4	3	5	4	4	4	4	4	4	4	5	5	5
P 5	4	4	2	5	4	3	5	4	4	4	4	4	4	5	5	5
P 6	4	4	4	2	5	4	3	5	4	4	4	4	4	5	5	5
P 7	4	4	4	4	2	5	4	4	5	4	4	4	4	5	5	5
<b>Total Roll</b>	<b>27</b>	<b>26</b>	<b>27</b>	<b>27</b>	<b>27</b>	<b>29</b>	<b>28</b>	<b>29</b>	<b>29</b>	<b>28</b>	<b>28</b>	<b>28</b>	<b>28</b>	<b>35</b>	<b>35</b>	<b>35</b>
<b>Total Capacity</b>	<b>50</b>	<b>50</b>	<b>50</b>	<b>50</b>	<b>50</b>	<b>50</b>	<b>50</b>	<b>50</b>	<b>50</b>	<b>50</b>	<b>50</b>	<b>50</b>	<b>50</b>	<b>50</b>	<b>50</b>	<b>50</b>
Tot Roll - Tot Cap	-23	-24	-23	-23	-23	-21	-22	-21	-21	-22	-22	-22	-22	-15	-15	-15
<b>Used Capacity (%)</b>	<b>54%</b>	<b>52%</b>	<b>54%</b>	<b>54%</b>	<b>54%</b>	<b>58%</b>	<b>56%</b>	<b>58%</b>	<b>58%</b>	<b>56%</b>	<b>56%</b>	<b>56%</b>	<b>56%</b>	<b>70%</b>	<b>70%</b>	<b>70%</b>





