

# The Highland Council

Agenda Item	7b
Report No	BIER-13-24

<b>Committee:</b>	<b>Black Isle and Easter Ross Area Committee</b>
<b>Date:</b>	<b>13 May 2024</b>
<b>Report Title:</b>	<b>Invergordon Academy Associated School Group Attainment Overview</b>
<b>Report By:</b>	<b>Executive Chief Officer, Education &amp; Learning</b>

<b>1.</b>	<b>Purpose/Executive Summary</b>
1.1	This report provides an update of key information in relation to the schools within the Invergordon Academy Associated School Group (ASG) and provides useful updated links to further information in relation to these schools.
1.2	The primary schools in this area serve 362 pupils, ELC settings serve 73 children (73 in LA settings as at September Census), with the secondary school serving 344 young people.
<b>2.</b>	<b>Recommendations</b>
2.1	Members are asked to: <ul style="list-style-type: none"> <li>i. Scrutinise and note the content of the report.</li> </ul>
<b>3.</b>	<b>Implications</b>
<b>3.1</b>	Resource There is no financial implication of this report.
<b>3.2</b>	Legal There is no legal implication of this report.
<b>3.3</b>	Community (Equality, Poverty and Rural) There is no implication on community in this report.
<b>3.4</b>	Climate Change / Carbon Clever There is no implication of this in this report.
<b>3.5</b>	Risk There is no risk implication in this report.
<b>3.6</b>	Gaelic There is no implication on Gaelic in this report.

4.	<b>School Information</b>																																																												
4.1	<p>School website links</p> <p>Secondary – <a href="#">Link to Invergordon Academy webpage</a></p> <p>Primary <a href="#">Link to School information on Highland Council website</a></p> <table border="1" data-bbox="248 506 1305 707"> <thead> <tr> <th>School</th> <th>Link to School Webpage</th> </tr> </thead> <tbody> <tr> <td>Milton Primary</td> <td><a href="#">Link</a></td> </tr> <tr> <td>Newmore Primary</td> <td><a href="#">Link</a></td> </tr> <tr> <td>Park Primary</td> <td><a href="#">Link</a></td> </tr> <tr> <td>South Lodge Primary</td> <td><a href="#">Link</a></td> </tr> </tbody> </table>	School	Link to School Webpage	Milton Primary	<a href="#">Link</a>	Newmore Primary	<a href="#">Link</a>	Park Primary	<a href="#">Link</a>	South Lodge Primary	<a href="#">Link</a>																																																		
School	Link to School Webpage																																																												
Milton Primary	<a href="#">Link</a>																																																												
Newmore Primary	<a href="#">Link</a>																																																												
Park Primary	<a href="#">Link</a>																																																												
South Lodge Primary	<a href="#">Link</a>																																																												
4.2	<p>Standards and Quality Reports – latest reports</p> <table border="1" data-bbox="236 831 1433 1447"> <thead> <tr> <th>School</th> <th>Leadership of change</th> <th>Learning, teaching and assessment</th> <th>Ensuring wellbeing, equality and inclusion</th> <th>Raising attainment and achievement</th> </tr> </thead> <tbody> <tr> <td>Invergordon Academy</td> <td>Satisfactory</td> <td>Weak</td> <td>Satisfactory</td> <td>Satisfactory</td> </tr> <tr> <td>Milton Primary</td> <td>Satisfactory</td> <td>Satisfactory</td> <td>Good</td> <td>Satisfactory</td> </tr> <tr> <td>Newmore Primary</td> <td>Good</td> <td>Good</td> <td>Good</td> <td>Good</td> </tr> <tr> <td>Park Primary</td> <td>Good</td> <td>Good</td> <td>Good</td> <td>Very Good</td> </tr> <tr> <td>South Lodge Primary</td> <td>Good</td> <td>Good</td> <td>Good</td> <td>Satisfactory</td> </tr> <tr> <td>School</td> <td>Leadership of change</td> <td>Learning, teaching and assessment</td> <td>Ensuring wellbeing, equality and inclusion</td> <td>Raising attainment and achievement</td> </tr> </tbody> </table> <table border="1" data-bbox="236 1525 1433 2045"> <thead> <tr> <th>ELC</th> <th>Leadership of change</th> <th>Learning, teaching and assessment</th> <th>Ensuring wellbeing, equality and inclusion</th> <th>Raising attainment and achievement</th> </tr> </thead> <tbody> <tr> <td>Milton Primary ELC</td> <td>Good</td> <td>Satisfactory</td> <td>Good</td> <td>Satisfactory</td> </tr> <tr> <td>Park Primary ELC</td> <td>Very Good</td> <td>Good</td> <td>Very Good</td> <td>Good</td> </tr> <tr> <td>South Lodge Primary ELC</td> <td>Good</td> <td>Good</td> <td>Good</td> <td>Satisfactory</td> </tr> <tr> <td>ELC</td> <td>Leadership of change</td> <td>Learning, teaching and assessment</td> <td>Ensuring wellbeing, equality and inclusion</td> <td>Raising attainment and achievement</td> </tr> </tbody> </table>	School	Leadership of change	Learning, teaching and assessment	Ensuring wellbeing, equality and inclusion	Raising attainment and achievement	Invergordon Academy	Satisfactory	Weak	Satisfactory	Satisfactory	Milton Primary	Satisfactory	Satisfactory	Good	Satisfactory	Newmore Primary	Good	Good	Good	Good	Park Primary	Good	Good	Good	Very Good	South Lodge Primary	Good	Good	Good	Satisfactory	School	Leadership of change	Learning, teaching and assessment	Ensuring wellbeing, equality and inclusion	Raising attainment and achievement	ELC	Leadership of change	Learning, teaching and assessment	Ensuring wellbeing, equality and inclusion	Raising attainment and achievement	Milton Primary ELC	Good	Satisfactory	Good	Satisfactory	Park Primary ELC	Very Good	Good	Very Good	Good	South Lodge Primary ELC	Good	Good	Good	Satisfactory	ELC	Leadership of change	Learning, teaching and assessment	Ensuring wellbeing, equality and inclusion	Raising attainment and achievement
School	Leadership of change	Learning, teaching and assessment	Ensuring wellbeing, equality and inclusion	Raising attainment and achievement																																																									
Invergordon Academy	Satisfactory	Weak	Satisfactory	Satisfactory																																																									
Milton Primary	Satisfactory	Satisfactory	Good	Satisfactory																																																									
Newmore Primary	Good	Good	Good	Good																																																									
Park Primary	Good	Good	Good	Very Good																																																									
South Lodge Primary	Good	Good	Good	Satisfactory																																																									
School	Leadership of change	Learning, teaching and assessment	Ensuring wellbeing, equality and inclusion	Raising attainment and achievement																																																									
ELC	Leadership of change	Learning, teaching and assessment	Ensuring wellbeing, equality and inclusion	Raising attainment and achievement																																																									
Milton Primary ELC	Good	Satisfactory	Good	Satisfactory																																																									
Park Primary ELC	Very Good	Good	Very Good	Good																																																									
South Lodge Primary ELC	Good	Good	Good	Satisfactory																																																									
ELC	Leadership of change	Learning, teaching and assessment	Ensuring wellbeing, equality and inclusion	Raising attainment and achievement																																																									

4.3 Education Scotland Inspection reports

School	Date of Latest Published Report	Link to Education Scotland Pages
Invergordon Academy	21/03/23	<a href="#">Link</a>
Milton Primary	+ 5 Years	<a href="#">Link</a>
Newmore Primary	+ 5 Years	<a href="#">Link</a>
Park Primary	+ 5 Years	<a href="#">Link</a>
South Lodge Primary	14/01/20	<a href="#">Link</a>

*Note: Education Scotland website shows review and inspection reports in last 5 years, older reports are no longer available to view on the site.*

5 School Roll

5.1 ASG SCHOOL ROLLS – Session 2023-24

Primary School	P1	P2	P3	P4	P5	P6	P7	Total
Milton Primary	12	14	6	5	7	7	8	59
Newmore Primary	5	5	4	5	7	8	2	36
Park Primary	21	17	11	13	22	17	17	118
South Lodge Primary	21	28	15	22	22	22	19	149
<b>Total:</b>	59	64	36	45	58	54	46	362

School Name	S1	S2	S3	S4	S5	S6	TOTAL S1-S6
Invergordon Academy	67	69	73	67	47	21	344

5.2 School Roll and Capacity Forecasts: The school roll and capacity forecast for the ASG are in Appendix 1.

6 Attendance/Absence/Exclusions – Session 2022/23

Primary Schools	%Actual Attendance	% Authorised Absences	% Unauthorised Absences	No of Exclusions	Exclusion Rates per 1000 pupils
National Primary (2022-23)	92.2%	5.3%	2.6%	1760	4.5
Highland Primary (2022-23)	92.0%	6.1%	C	C	C
Milton Primary	93.3%	4.5%	2.2%	0	0
Newmore Primary	91.6%	6.7%	C	C	C
Park Primary	87.1%	9.6%	3.4%	0	0
South Lodge Primary	92.3%	6.2%	1.4%	0	0
Primary Schools National Primary (2022-23)	86.7%	9.4%	C	C	C

*Note: "c" represents small numbers that are suppressed to maintain confidentiality.*

<b>Secondary School</b>	<b>%Actual Attendance</b>	<b>% Authorised Absences</b>	<b>% Unauthorised Absences</b>	<b>No of Exclusions</b>	<b>Exclusion Rates per 1000 pupils</b>
National Secondary (2022-23)	87.7%	7.1%	5.1%	9724	31.5
Highland Secondary (2022-23)	86.8%	8.1%	4.9%	587	42.2
Invergordon Academy	85.5%	10.9%	3.5%	6	17.29

## 7 Attainment Profile

### 7.1 Primary Attainment – Pupils Achieving Expected National Curriculum for Excellence Levels - P1,4,7 Combined, Literacy and Numeracy

2022/23	Roll P1/4/7	Reading	Writing	Listening & Talking	Numeracy
National		80%	75%	87%	80%
Highland		74%	68%	74%	72%
Milton Primary	35	50-60%	40-50%	60-70%	40-50%
Newmore Primary	8	C	C	C	C
Park Primary	73	80-90%	70-80%	80-90%	70-80%
South Lodge Primary	71	50-60%	50-60%	80-90%	50-60%

*\*c represents small numbers that are suppressed to maintain confidentiality.*

2021/22	Roll P1/4/7	Reading	Writing	Listening & Talking	Numeracy
National		78%	73%	86%	78%
Highland		71%	63%	81%	69%
Milton Primary	23	50-60%	20-30%	60-70%	50-60%
Newmore Primary	23	C	C	C	C
Park Primary	53	60-70%	50-60%	70-80%	50-60%
South Lodge Primary	68	50-60%	60-70%	70-80%	50-60%

2020/21	Roll P1/4/7	Reading	Writing	Listening & Talking	Numeracy
National		75%	70%	83%	75%
Highland		62%	54%	72%	60%
Milton Primary	24	40-50%	20-30%	50-60%	40-50%
Newmore Primary	17	C	C	C	C
Park Primary	63	60-70%	60-70%	60-70%	60-70%
South Lodge Primary	62	30-40%	30-40%	60-70%	30-40%

7.2

**Secondary Attainment****School leavers Achieving Literacy**

Establishment	Year	% Level 4 Literacy	% Level 5 Literacy
Invergordon Academy	2022	C	76%
Virtual Comparator	2022	C	72%
Invergordon Academy	2021	C	59%
Virtual Comparator	2021	C	63%
Invergordon Academy	2020	C	62%
Virtual Comparator	2020	C	77%

**School Leavers Achieving Numeracy**

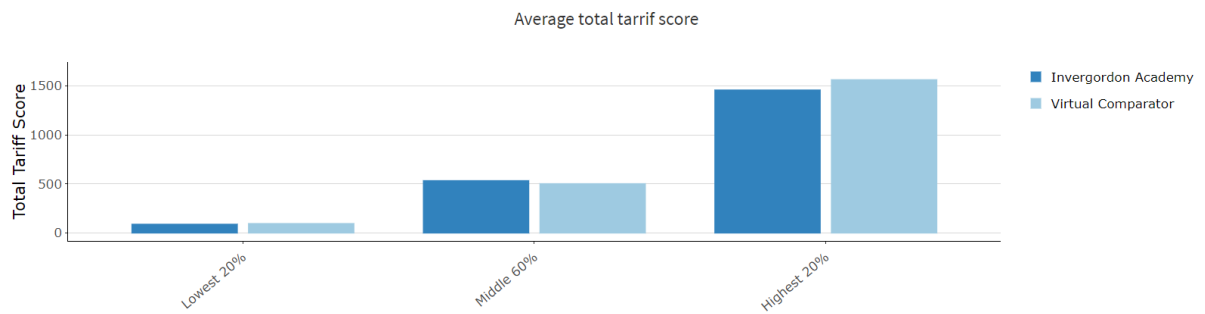
Establishment	Year	% Level 4 Numeracy	% Level 5 Numeracy
Invergordon Academy	2022	C	54%
Virtual Comparator	2022	C	55%
Invergordon Academy	2021	89%	44%
Virtual Comparator	2021	84%	52%
Invergordon Academy	2020	C	57%
Virtual Comparator	2020	C	63%

7.3

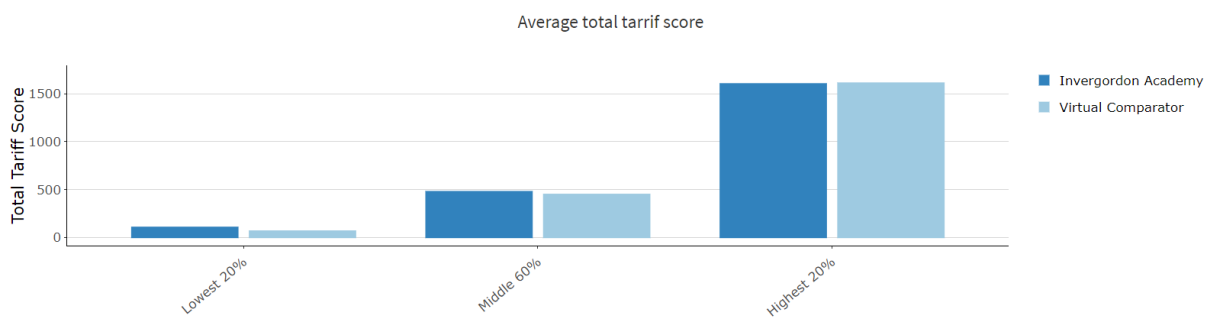
**Senior Phase****Average Total Tariff Score for Leavers**

Establishment	Year	Lowest 20%	Middle 60%	Highest 20%
Invergordon Academy	2022	85	530	1456
Virtual Comparator	2022	92	499	1561
Invergordon Academy	2021	105	478	1604
Virtual Comparator	2021	66	449	1612
Invergordon Academy	2020	155	637	1680
Virtual Comparator	2020	132	668	1627

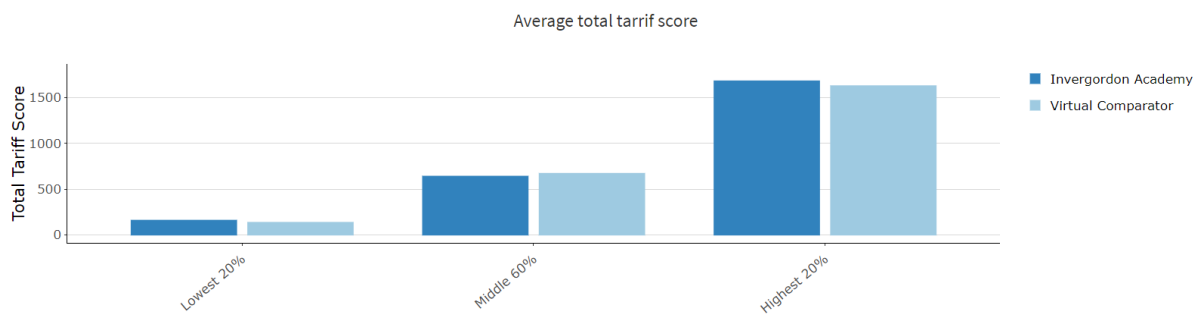
## 2022



## 2021



## 2020



## 7.4

Leaver destination information is taken from the School Leaver Destination data collected by Skills Development Scotland (SDS) on behalf of the Scottish Government.

	% Positive Destinations		
	2020/21	2021/22	2022/23
Invergordon Academy	100	93.94	95.24
Highland	94.33	94.45	95.27
Scotland	95.48	95.74	95.87

Number of pupils leaving in school year:

Total No. Leavers	Invergordon Academy	HIGHLAND	SCOTLAND
2020/21	61	2328	50719
2021/22	66	2559	55211
2022/23	63	2474	54719

Destinations of Pupils (%):

DESTINATION	Invergordon Academy			HIGHLAND			SCOTLAND		
	20/21	21/22	22/23	20/21	21/22	22/23	20/21	21/22	22/23
Higher Education	34.43	18.18	31.75	36.38	34.11	33.10	45.11	41.27	40.3
Further Education	31.15	28.78	25.4	18.08	19.54	20.53	23.29	25.45	26.62
Training	1.64	3.03	4.76	2.71	1.52	1.9	3.67	2.91	3.35
Employment	31.15	43.93	31.75	36.6	38.73	39.05	22.58	25.12	24.34
Voluntary	1.64	0	1.59	0.43	0.31	0.53	0.37	0.47	0.52
Activity Agreements	0	0	0	0	0	0	0	0	0
Unemployed Seeking	0	3.03	3.17	3.14	2.89	2.95	2.53	2.32	2.24
Unemployed Not Seeking	0	0	1.59	2.1	1.76	1.62	1.69	1.55	1.57
Unknown	0	3.03	0	0.43	0.9	0.16	0.3	0.4	0.32

*Note: National averages have been calculated from the figures for all available local authority and grant-aided schools, whereas the local authority averages are based on local authority schools only.*

Designation: Area Education and Learning Manager

Date: 29 April 2024

Author: Annika Jansson

Background Papers:

Appendices: School Roll and Capacity Forecast for ASG







**School Roll Forecast**  
 Invergordon Academy  
 South Lodge Primary

5115620	2022/23	2023/24	2024/25	2025/26	2026/27	2027/28	2028/29	2029/30	2030/31	2031/32	2032/33	2033/34	2034/35	2035/36	2036/37	2037/38
Catchment Flow	80.0%	80.0%	80.0%	80.0%	80.0%	80.0%	80.0%	80.0%	80.0%	80.0%	80.0%	80.0%	80.0%	80.0%	80.0%	80.0%
New Housing (Catchment Only)		0	0	0	0	0	12	12	12	12	12	7	7	7	7	7
P1 New Housing Pupils (All Catchments)		0.0	0.1	0.3	0.4	0.5	0.8	1.1	1.4	1.7	2.0	2.3	2.7	3.0	3.4	3.7
P1 CHI Pupils		22.6	22.8	17.9	21.1	21.1	21.1	21.1	21.1	21.1	21.1	21.1	21.1	21.1	21.1	21.1
P 1	28	23	23	18	22	22	22	22	23	23	23	23	24	24	24	25
P 2	17	28	23	23	18	22	22	22	23	23	23	23	24	24	24	25
P 3	17	17	28	23	23	18	22	22	23	23	23	23	24	24	24	25
P 4	20	17	17	28	23	23	19	22	22	23	23	23	24	24	24	25
P 5	21	20	17	17	28	23	24	19	22	23	23	23	24	24	24	25
P 6	21	21	20	17	17	28	23	24	19	23	23	23	24	24	24	25
P 7	23	21	21	20	17	17	29	24	24	19	23	23	24	24	24	25
<b>Total Roll</b>	<b>147</b>	<b>147</b>	<b>149</b>	<b>146</b>	<b>148</b>	<b>153</b>	<b>161</b>	<b>155</b>	<b>156</b>	<b>157</b>	<b>161</b>	<b>161</b>	<b>168</b>	<b>168</b>	<b>168</b>	<b>175</b>
<b>Total Capacity</b>	<b>231</b>	<b>231</b>	<b>231</b>	<b>231</b>	<b>231</b>	<b>231</b>	<b>231</b>	<b>231</b>	<b>231</b>	<b>231</b>	<b>231</b>	<b>231</b>	<b>231</b>	<b>231</b>	<b>231</b>	<b>231</b>
Tot Roll - Tot Cap	-84	-84	-82	-85	-83	-78	-70	-76	-75	-74	-70	-70	-63	-63	-63	-56
<b>Used Capacity (%)</b>	<b>64%</b>	<b>64%</b>	<b>65%</b>	<b>63%</b>	<b>64%</b>	<b>66%</b>	<b>70%</b>	<b>67%</b>	<b>68%</b>	<b>68%</b>	<b>70%</b>	<b>70%</b>	<b>73%</b>	<b>73%</b>	<b>73%</b>	<b>76%</b>