

# The Highland Council

Agenda Item	<b>4.a</b>
Report No	<b>SCC/07/24</b>

<b>Committee:</b>	<b>Sutherland County Committee</b>
<b>Date:</b>	<b>14 May 2024</b>
<b>Report Title:</b>	<b>Kinlochbervie High School 3-18 Campus Attainment Overview</b>
<b>Report By:</b>	<b>Executive Chief Officer, Education &amp; Learning</b>

<b>1.</b>	<b>Purpose/Executive Summary</b>
1.1	This report provides an update of key information in relation to the schools within the Kinlochbervie High School 3-18 Campus and provides useful updated links to further information in relation to these schools.
1.2	The primary schools in this area serve 43 pupils, ELC settings serve 15 children (15 in LA settings as at September Census), with the secondary school serving 27 young people.
<b>2.</b>	<b>Recommendations</b>
2.1	Members are asked to:  i. Scrutinise and note the content of the report.
<b>3.</b>	<b>Implications</b>
3.1	<b>Resource</b> - There is no financial implication of this report.
3.2	<b>Legal</b> - There is no legal implication of this report.
3.3	<b>Community (Equality, Poverty and Rural)</b> - There is no implication on community in this report.
3.4	<b>Climate Change / Carbon Clever</b> - There is no implication of this in this report.
3.5	<b>Risk</b> - There is no risk implication in this report.
3.6	<b>Gaelic</b> - There is no implication on Gaelic in this report.
<b>4.</b>	<b>School Information</b>

4.1

School website links

Secondary – [Link to Kinlochbervie High School website](#)Primary [Link to School information on Highland Council website](#)

School	Link to School Webpage
Durness Primary	<a href="#">Link</a>
Kinlochbervie Primary	<a href="#">Link</a>
Scourie Primary	<a href="#">Link</a>

4.2

Standards and Quality Reports – latest reports

School	Leadership of change	Learning, teaching and assessment	Ensuring wellbeing, equality and inclusion	Raising attainment and achievement
Kinlochbervie High	Good	Very Good	Very Good	Good
Durness Primary	Good	Very Good	Very Good	Very Good
Kinlochbervie Primary	Good	Very Good	Very Good	Very Good
Scourie Primary	Good	Very Good	Very Good	Very Good

ELC	Leadership of change	Learning, teaching and assessment	Ensuring wellbeing, equality and inclusion	Raising attainment and achievement
Durness PS Nursery	Good	Very Good	Very Good	Very Good
Kinlochbervie PS Nursery	Good	Very Good	Very Good	Very Good
Scourie PS Nursery	Good	Very Good	Very Good	Very Good

4.3

Education Scotland Inspection reports

School	Date of Latest Published Report	Link to Education Scotland Pages
Kinlochbervie High	+5 years	<a href="#">Link</a>
Durness Primary	+ 5 Years	<a href="#">Link</a>
Kinlochbervie Primary	21/12/21	<a href="#">Link</a>
Scourie Primary	+ 5 Years	<a href="#">Link</a>

*Note: Education Scotland website shows review and inspection reports in last 5 years, older reports are no longer available to view on the site.*

5

School Roll



National		80%	75%	87%	80%
Highland		74%	68%	74%	72%
Durness Primary	2	-	-	-	-
Kinlochbervie Primary	10	C	C	C	C

*\*c represents small numbers that are suppressed to maintain confidentiality.*

2021/22	Roll P1/4/7	Reading	Writing	Listening & Talking	Numeracy
National		78%	73%	86%	78%
Highland		71%	63%	81%	69%
Durness Primary	1	-	-	-	-
Kinlochbervie Primary	11	C	C	C	C

2020/21	Roll P1/4/7	Reading	Writing	Listening & Talking	Numeracy
National		75%	70%	83%	75%
Highland		62%	54%	72%	60%
Durness Primary	2	C	C	C	C
Kinlochbervie Primary	7	C	C	C	C

7.2

**Secondary Attainment****School leavers Achieving Literacy**

Establishment	Year	% Level 4 Literacy	% Level 5 Literacy
Kinlochbervie High School	2022	C	C
Virtual Comparator	2022	C	C
Kinlochbervie High School	2021	C	C
Virtual Comparator	2021	C	C
Kinlochbervie High School	2020	C	C
Virtual Comparator	2020	C	C

**School Leavers Achieving Numeracy**

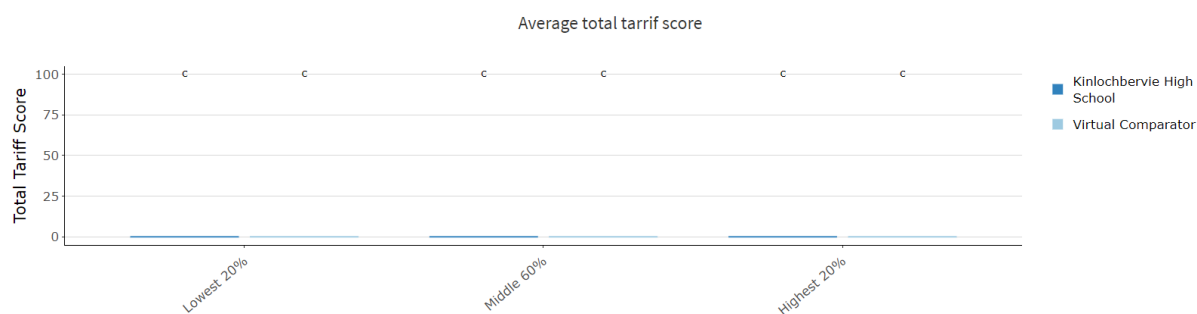
Establishment	Year	% Level 4 Numeracy	% Level 5 Numeracy
Kinlochbervie High School	2022	C	C
Virtual Comparator	2022	C	C
Kinlochbervie High School	2021	C	C
Virtual Comparator	2021	C	C
Kinlochbervie High School	2020	C	C
Virtual Comparator	2020	C	C

7.3

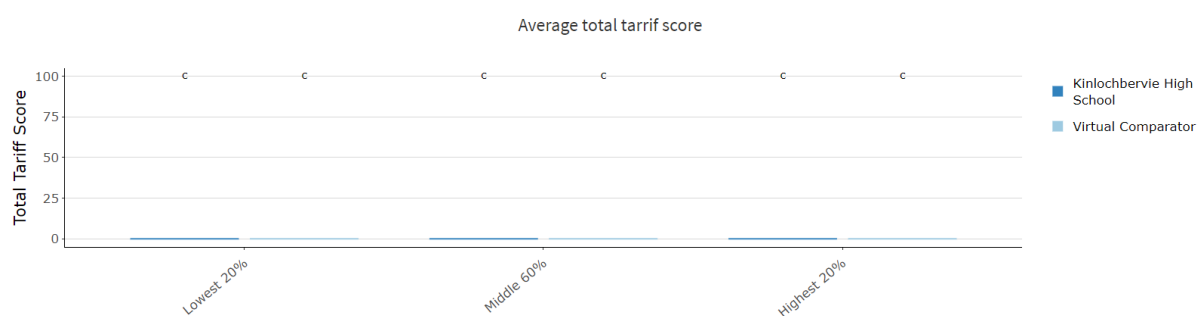
**Senior Phase****Average Total Tariff Score for Leavers**

Establishment	Year	Lowest 20%	Middle 60%	Highest 20%
Kinlochbervie High School	2022	C	C	C
Virtual Comparator	2022	C	C	C
Kinlochbervie High School	2021	C	C	C
Virtual Comparator	2021	C	C	C
Kinlochbervie High School	2020	C	C	C
Virtual Comparator	2020	C	C	C

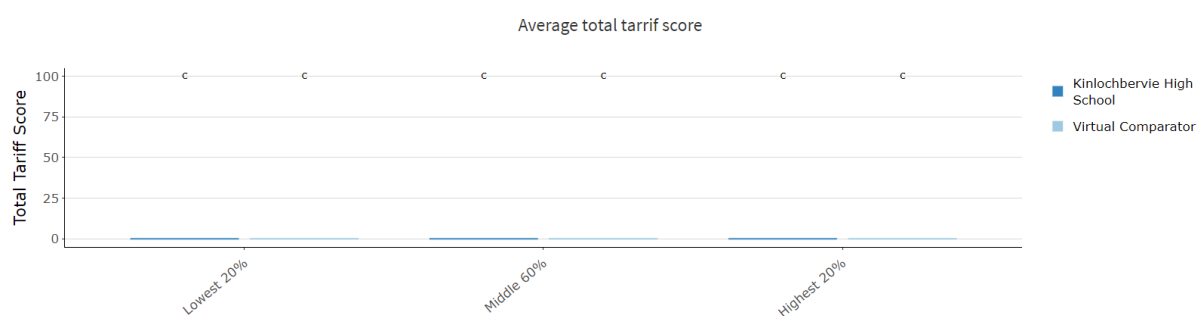
**2022**



**2021**



**2020**



7.4

Leaver destination information is taken from the School Leaver Destination data collected by Skills Development Scotland (SDS) on behalf of the Scottish Government.

	% Positive Destinations		
	2020/21	<b>2021/22</b>	<b>2022/23</b>
Kinlochberrie High School	100	93.94	95.24
Highland	94.33	94.45	95.27
Scotland	95.48	95.74	95.87

Number of pupils leaving in school year:

Total No. Leavers	Kinlochberrie High School	HIGHLAND	SCOTLAND
2020/21	8	2328	50719
2021/22	6	2559	55211
2022/23	7	2474	54719

Destinations of Pupils (%):

DESTINATION	Kinlochbervie High School			HIGHLAND			SCOTLAND		
	20/21	21/22	22/23	20/21	21/22	22/23	20/21	21/22	22/23
Higher Education	37.5	83.33	0	36.38	34.11	33.10	45.11	41.27	40.3
Further Education	0	0	14.29	18.08	19.54	20.53	23.29	25.45	26.62
Training	0	0	0	2.71	1.52	1.9	3.67	2.91	3.35
Employment	62.5	16.66	85.71	36.6	38.73	39.05	22.58	25.12	24.34
Voluntary	0	0	0	0.43	0.31	0.53	0.37	0.47	0.52
Activity Agreements	0	0	0	0	0	0	0	0	0
Unemployed Seeking	0	0	0	3.14	2.89	2.95	2.53	2.32	2.24
Unemployed Not Seeking	0	0	0	2.1	1.76	1.62	1.69	1.55	1.57
Unknown	0	0	0	0.43	0.9	0.16	0.3	0.4	0.32

*Note: National averages have been calculated from the figures for all available local authority and grant-aided schools, whereas the local authority averages are based on local authority schools only.*

Designation: Area Education and Learning Manager

Date: 29 April 2024

Author: Annika Jansson

Background Papers:

Appendices: School Roll and Capacity Forecast for ASG





