

The Highland Council

Agenda Item	4.d
Report No	SCC/10/24

Committee:	Sutherland County Committee
Date:	14 May 2024
Report Title:	Golspie High School Associated School Group Attainment Overview
Report By:	Executive Chief Officer, Education & Learning

1.	Purpose/Executive Summary
1.1	This report provides an update of key information in relation to the schools within the Golspie High School Associated School Group and provides useful updated links to further information in relation to these schools.
1.2	The primary schools in this area serve 328 pupils, ELC settings serve 49 children (49 in LA settings as at September Census), with the secondary school serving 264 young people.
2.	Recommendations
2.1	Members are asked to: i. Scrutinise and note the content of the report.
3.	Implications
3.1	Resource - There is no financial implication of this report.
3.2	Legal - There is no legal implication of this report.
3.3	Community (Equality, Poverty and Rural) - There is no implication on community in this report.
3.4	Climate Change / Carbon Clever - There is no implication of this in this report.
3.5	Risk -There is no risk implication in this report.

3.6	Gaelic - There is no implication on Gaelic in this report.																																																														
4.	School Information																																																														
4.1	<p>School website links</p> <p>Secondary – Link to Golspie High website</p> <p>Primary Link to School information on Highland Council website</p> <table border="1" data-bbox="248 488 1305 770"> <thead> <tr> <th>School</th> <th>Link to School Webpage</th> </tr> </thead> <tbody> <tr> <td>Brora Primary</td> <td>Link</td> </tr> <tr> <td>Golspie Primary</td> <td>Link</td> </tr> <tr> <td>Helmsdale Primary</td> <td>Link</td> </tr> <tr> <td>Lairg Primary</td> <td>Link</td> </tr> <tr> <td>Rogart Primary</td> <td>Link</td> </tr> <tr> <td>Rosehall Primary</td> <td>Link</td> </tr> </tbody> </table>			School	Link to School Webpage	Brora Primary	Link	Golspie Primary	Link	Helmsdale Primary	Link	Lairg Primary	Link	Rogart Primary	Link	Rosehall Primary	Link																																														
School	Link to School Webpage																																																														
Brora Primary	Link																																																														
Golspie Primary	Link																																																														
Helmsdale Primary	Link																																																														
Lairg Primary	Link																																																														
Rogart Primary	Link																																																														
Rosehall Primary	Link																																																														
4.2	<p>Standards and Quality Reports – latest reports</p> <table border="1" data-bbox="236 891 1433 1435"> <thead> <tr> <th>School</th> <th>Leadership of change</th> <th>Learning, teaching and assessment</th> <th>Ensuring wellbeing, equality and inclusion</th> <th>Raising attainment and achievement</th> </tr> </thead> <tbody> <tr> <td>Golspie High</td> <td>Good</td> <td>Satisfactory</td> <td>Good</td> <td>Good</td> </tr> <tr> <td>Brora Primary</td> <td>Satisfactory</td> <td>Satisfactory</td> <td>Good</td> <td>Satisfactory</td> </tr> <tr> <td>Golspie Primary</td> <td>Satisfactory</td> <td>Satisfactory</td> <td>Good</td> <td>Satisfactory</td> </tr> <tr> <td>Helmsdale Primary</td> <td>Good</td> <td>Satisfactory</td> <td>Good</td> <td>Satisfactory</td> </tr> <tr> <td>Lairg Primary</td> <td>Good</td> <td>Good</td> <td>Good</td> <td>Very Good</td> </tr> <tr> <td>Rogart Primary</td> <td>Satisfactory</td> <td>Good</td> <td>Good</td> <td>Satisfactory</td> </tr> <tr> <td>Rosehall Primary</td> <td>Good</td> <td>Good</td> <td>Good</td> <td>Good</td> </tr> </tbody> </table> <table border="1" data-bbox="236 1509 1433 1883"> <thead> <tr> <th>ELC</th> <th>Leadership of change</th> <th>Learning, teaching and assessment</th> <th>Ensuring wellbeing, equality and inclusion</th> <th>Raising attainment and achievement</th> </tr> </thead> <tbody> <tr> <td>Brora PS Nursery</td> <td>Good</td> <td>Good</td> <td>Good</td> <td>Good</td> </tr> <tr> <td>Golspie PS Nursery</td> <td>Satisfactory</td> <td>Satisfactory</td> <td>Good</td> <td>Satisfactory</td> </tr> <tr> <td>Helmsdale PS Nursery</td> <td>Good</td> <td>Good</td> <td>Good</td> <td>Satisfactory</td> </tr> </tbody> </table>			School	Leadership of change	Learning, teaching and assessment	Ensuring wellbeing, equality and inclusion	Raising attainment and achievement	Golspie High	Good	Satisfactory	Good	Good	Brora Primary	Satisfactory	Satisfactory	Good	Satisfactory	Golspie Primary	Satisfactory	Satisfactory	Good	Satisfactory	Helmsdale Primary	Good	Satisfactory	Good	Satisfactory	Lairg Primary	Good	Good	Good	Very Good	Rogart Primary	Satisfactory	Good	Good	Satisfactory	Rosehall Primary	Good	Good	Good	Good	ELC	Leadership of change	Learning, teaching and assessment	Ensuring wellbeing, equality and inclusion	Raising attainment and achievement	Brora PS Nursery	Good	Good	Good	Good	Golspie PS Nursery	Satisfactory	Satisfactory	Good	Satisfactory	Helmsdale PS Nursery	Good	Good	Good	Satisfactory
School	Leadership of change	Learning, teaching and assessment	Ensuring wellbeing, equality and inclusion	Raising attainment and achievement																																																											
Golspie High	Good	Satisfactory	Good	Good																																																											
Brora Primary	Satisfactory	Satisfactory	Good	Satisfactory																																																											
Golspie Primary	Satisfactory	Satisfactory	Good	Satisfactory																																																											
Helmsdale Primary	Good	Satisfactory	Good	Satisfactory																																																											
Lairg Primary	Good	Good	Good	Very Good																																																											
Rogart Primary	Satisfactory	Good	Good	Satisfactory																																																											
Rosehall Primary	Good	Good	Good	Good																																																											
ELC	Leadership of change	Learning, teaching and assessment	Ensuring wellbeing, equality and inclusion	Raising attainment and achievement																																																											
Brora PS Nursery	Good	Good	Good	Good																																																											
Golspie PS Nursery	Satisfactory	Satisfactory	Good	Satisfactory																																																											
Helmsdale PS Nursery	Good	Good	Good	Satisfactory																																																											
4.3	<p>Education Scotland Inspection reports</p> <table border="1" data-bbox="220 2029 1433 2125"> <thead> <tr> <th>School</th> <th>Date of Latest Published Report</th> <th>Link to Education Scotland Pages</th> </tr> </thead> <tbody> </tbody> </table>			School	Date of Latest Published Report	Link to Education Scotland Pages																																																									
School	Date of Latest Published Report	Link to Education Scotland Pages																																																													

Golspie High	21/12/21	Link
Brora Primary	+ 5 Years	Link
Golspie Primary	28/06/17	Link
Helmsdale Primary	16/05/23	Link
Lairg Primary	10/03/20	Link
Rogart Primary	+ 5 Years	Link
Rosehall Primary	+ 5 Years	Link

Note: Education Scotland website shows review and inspection reports in last 5 years, older reports are no longer available to view on the site.

5 School Roll

5.1 ASG SCHOOL ROLLS – Session 2023-24

Primary School	P1	P2	P3	P4	P5	P6	P7	Total
Brora Primary	13	14	15	13	15	11	17	98
Golspie Primary	13	20	6	14	16	13	16	98
Helmsdale Primary	3	2	12	3	12	8	6	46
Lairg Primary	8	5	6	7	7	10	11	54
Rogart Primary	4	6	0	3	2	5	1	21
Rosehall Primary	1	2	0	1	1	5	1	11
Total:	42	49	39	41	53	52	52	328

School Name	S1	S2	S3	S4	S5	S6	TOTAL S1-S6
Golspie High School	44	49	55	50	41	25	264

5.2 School Roll and Capacity Forecasts: The school roll and capacity forecast for the ASG are in Appendix 1.

6 Attendance/Absence/Exclusions – Session 2022/23

Primary Schools	%Actual Attendance	% Authorised Absences	% Unauthorised Absences	No of Exclusions	Exclusion Rates per 1000 pupils
National Primary (2022-23)	92.2%	5.3%	2.6%	1760	4.5
Highland Primary (2022-23)	92.0%	6.1%	C	C	C
Brora Primary	92.5%	5.4%	2.1%	0	0
Golspie Primary	92.1%	5.1%	C	C	C
Helmsdale Primary	92.0%	6.2%	1.8%	0	0
Lairg Primary	91.9%	7.3%	0.9%	0	0
Rogart Primary	89.8%	5.9%	4.3%	0	0
Rosehall Primary	92.7%	c	c	0	0

Note: "c" represents small numbers that are suppressed to maintain confidentiality.

Secondary School	%Actual Attendance	% Authorised Absences	% Unauthorised Absences	No of Exclusions	Exclusion Rates per 1000 pupils
National Secondary (2022-23)	87.7%	7.1%	5.1%	9724	31.5
Highland Secondary (2022-23)	86.8%	8.1%	4.9%	587	42.2
Golspie High School	85.5%	10.9%	3.5%	0	0

7 Attainment Profile

7.1 Primary Attainment – Pupils Achieving Expected National Curriculum for Excellence Levels - P1,4,7 Combined, Literacy and Numeracy

2022/23	Roll P1/4/7	Reading	Writing	Listening & Talking	Numeracy
National		80%	75%	87%	80%
Highland		74%	68%	74%	72%
Brora Primary	45	70-80%	70-80%	90+%	70-80%
Golspie Primary	52	80-90%	70-80%	80-90%	80-90%
Helmsdale Primary	19	c	c	c	c
Lairg Primary	17	c	c	c	c
Rogart Primary	11	c	c	c	c
Rosehall Primary	7	c	c	c	c

**c represents small numbers that are suppressed to maintain confidentiality.*

2021/22	Roll P1/4/7	Reading	Writing	Listening & Talking	Numeracy
National		78%	73%	86%	78%
Highland		71%	63%	81%	69%
Brora Primary	36	50-60%	50-60%	60-70%	50-60%
Golspie Primary	31	80-90%	80-90%	80-90%	70-80%
Helmsdale Primary	29	60-70%	20-30%	60-70%	60-70%
Lairg Primary	22	60-70%	50-60%	90+%	70-80%
Rogart Primary	13	c	c	c	c
Rosehall Primary	3	c	c	c	c

2020/21	Roll P1/4/7	Reading	Writing	Listening & Talking	Numeracy
National		75%	70%	83%	75%

Highland		62%	54%	72%	60%
Brora Primary	42	60-70%	40-50%	80-90%	50-60%
Golspie Primary	45	80-90%	80-90%	80-90%	80-90%
Helmsdale Primary	13	c	c	c	c
Lairg Primary	24	60-70%	60-70%	90+%	60-70%
Rogart Primary	9	c	c	c	c
Rosehall Primary	2	c	c	c	c

7.2 Secondary Attainment

School leavers Achieving Literacy

Establishment	Year	% Level 4 Literacy	% Level 5 Literacy
Golspie High School	2022	C	C
Virtual Comparator	2022	C	C
Golspie High School	2021	C	88%
Virtual Comparator	2021	C	79%
Golspie High School	2020	C	C
Virtual Comparator	2020	C	C

School Leavers Achieving Numeracy

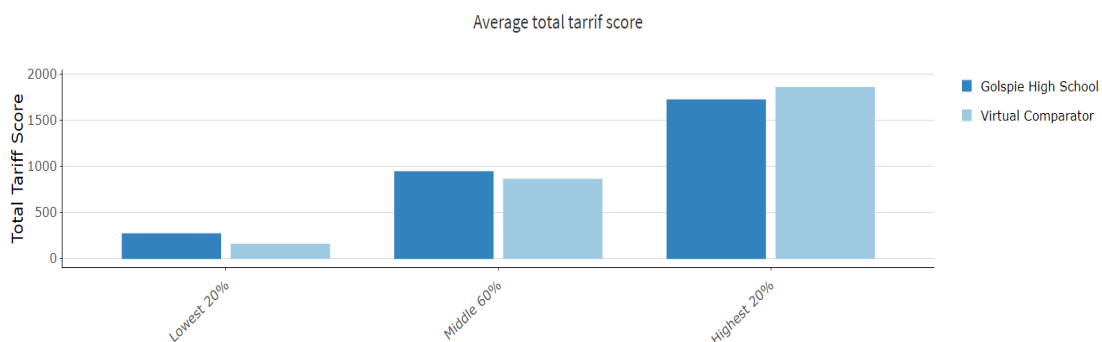
Establishment	Year	% Level 4 Numeracy	% Level 5 Numeracy
Golspie High School	2022	C	77%
Virtual Comparator	2022	C	71%
Golspie High School	2021	C	72%
Virtual Comparator	2021	C	66%
Golspie High School	2020	C	77%
Virtual Comparator	2020	C	64%

7.3 Senior Phase

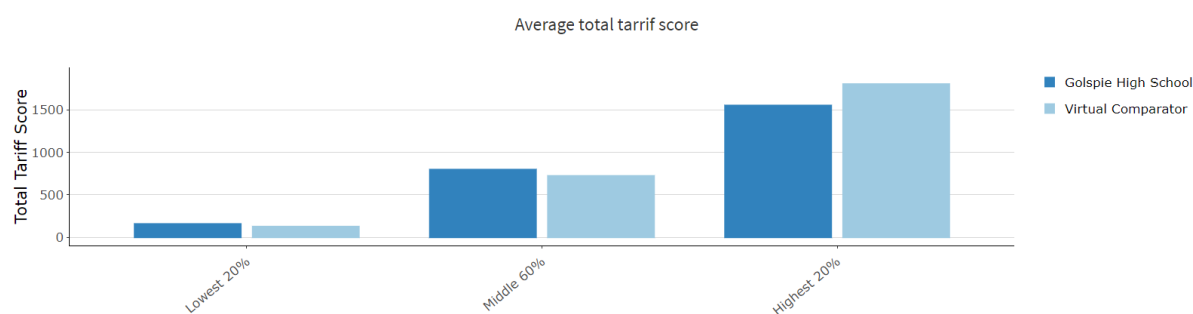
Average Total Tariff Score for Leavers

Establishment	Year	Lowest 20%	Middle 60%	Highest 20%
Golspie High School	2022	262	936	1716
Virtual Comparator	2022	149	854	1851
Golspie High School	2021	159	798	1552
Virtual Comparator	2021	128	724	1804
Golspie High School	2020	196	746	1838
Virtual Comparator	2020	137	707	1764

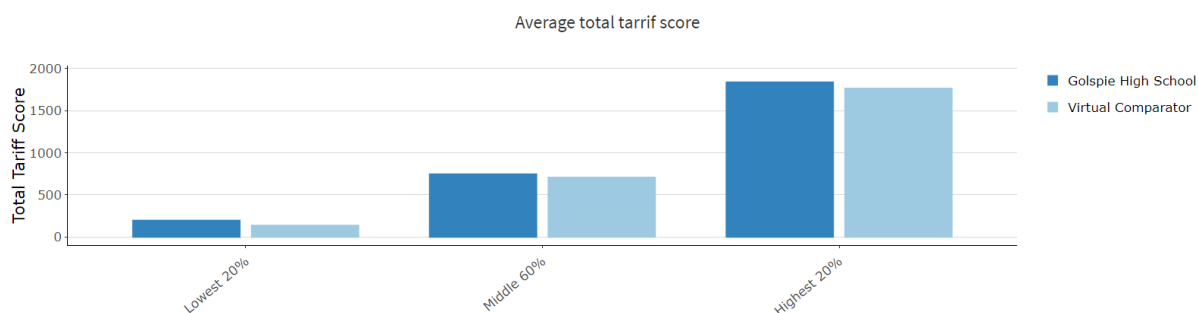
2022



2021



2020



7.4

Leaver destination information is taken from the School Leaver Destination data collected by Skills Development Scotland (SDS) on behalf of the Scottish Government.

	% Positive Destinations		
	2020/21	2021/22	2022/23
Golspie High School	97.44	93.94	95.24
Highland	94.33	94.45	95.27
Scotland	95.48	95.74	95.87

Number of pupils leaving in school year:

Total No. Leavers	Golspie High School	HIGHLAND	SCOTLAND
2020/21	39	2328	50719
2021/22	40	2559	55211
2022/23	43	2474	54719

Destinations of Pupils (%):

DESTINATION	Golspie High School			HIGHLAND			SCOTLAND		
	20/21	21/22	22/23	20/21	21/22	22/23	20/21	21/22	22/23
Higher Education	30.77	37.5	44.19	36.38	34.11	33.10	45.11	41.27	40.3
Further Education	20.51	15.0	9.3	18.08	19.54	20.53	23.29	25.45	26.62
Training	2.56	2.5	0	2.71	1.52	1.9	3.67	2.91	3.35
Employment	43.59	40.0	37.21	36.6	38.73	39.05	22.58	25.12	24.34
Voluntary	0	0	0	0.43	0.31	0.53	0.37	0.47	0.52
Activity Agreements	0	0	0	0	0	0	0	0	0
Unemployed Seeking	2.56	2.5	4.65	3.14	2.89	2.95	2.53	2.32	2.24
Unemployed Not Seeking	0	0	4.65	2.1	1.76	1.62	1.69	1.55	1.57
Unknown	0	2.5	0	0.43	0.9	0.16	0.3	0.4	0.32

Note: National averages have been calculated from the figures for all available local authority and grant-aided schools, whereas the local authority averages are based on local authority schools only.

Designation: Area Education and Learning Manager

Date: 29 April 2024

Author: Annika Jansson

Background Papers:

Appendices: School Roll and Capacity Forecast for ASG

