

Agenda Item	4
Report No	CIA/11/24

HIGHLAND COUNCIL

Committee: City of Inverness Area Committee

Date: Monday 27th May 2024

Report Title: Scottish Fire and Rescue Area Committee Performance Report

Report By: Local Senior Officer for Highland

1. Purpose/Executive Summary

- 1.1 This report provides an update to City of Inverness Area Committee Members on progress against the priorities outlined in the Scottish Fire and Rescue Service Area Committee Plan.
- 1.2 Priority areas are identified through a range of Intervention, Prevention and Protection activities which are delivered through partnership to reduce the risk to the communities of the City of Inverness.
- 1.3 The report also contains previously agreed information and performance as requested by Area Committees.

2. Recommendations

- 2.1 Committee Members are invited to **comment** and **scrutinise** the attached Area Performance Report.

3. City of Inverness Area Committee Performance Report

- 3.1 The attached performance report provides the current figures for Quarters 3 & 4 2023/24 and from the previous three reporting years from the central Scottish Fire and Rescue Service (SFRS) performance management database against the key indicators and timelines from previous reports.
- 3.2 In achieving the priorities within the Area Plan a number of prevention activities are being progressed including; the delivery of free home fire safety visits (HFSV) through our operational RDS Staff and Community Safety Advocates (CSA), post-domestic incident response (PDIR) both of which are aimed at reducing accidental dwelling house fires following our attendance at any incidents of this type.

Local managers also support the reduction of fire-related antisocial behaviour through youth engagement activities and thematic action plans.

The continued application of the Unwanted Fire Alarm Signals (UFAS) Policy provides a means of targeting premises that the Service attends repeatedly and by engagement reduce the number of calls. The SFRS UFAS Policy Public Consultation has recently been agreed by the SFRS Board and the response to AFAs agreed as a result of public consultations that came into effect from 1st July 2023.

Staff also undertake Operational Intelligence (OI) visits to the higher risk premises in Inverness to gather vital information on the hazards and risks on these sites which can help our operational response and firefighter safety.

The majority of restrictions imposed by the COVID pandemic have been removed and a significant increase in face to face delivery of partnership and community activities has occurred as a result. The Service continue to commit to adapting their support through electronic and modified methods where necessary.

- 3.3 It must be emphasised that the baseline figures for some of the indicators within the report are very low and this can make meaningful statistical analysis challenging. The low figures can also make it inappropriate to provide detailed data analysis which could compromise personal information.
- 3.4 The performance report shows that Accidental Dwelling fires increased against the average for previous quarters in Inverness. 4 of the 17 Incidents were related to cooking activities, and further 7 of the 17 were attributed to combustible materials too close to a heat source. Fire Fatalities and Fire Casualties continue to remain extremely low in the area. Deliberate fires in this reporting period rose due to a combination of factors including Anti-Social Behaviour, Wild camping and negligent use of Open fires. We are committed to the continued work with partners, particularly Police Scotland and Countryside Rangers to reduce fire incidents of this type down.

Special Service – RTCs (Road Traffic Collisions) increased in line with a significant increase in the volume of visitors to the area. SFRS continue to prepare and train for incidents of this type which can have significant human consequences.

Unwanted Fire Alarm Signals (UFAS) incidents have continued to decrease following the implementation of the updated UFAS policy in July 2023. Care and sleeping premises accounting for 86% of these incidents. SFRS Prevention and Protection Directorate continue to work with all premises holders to reduce these.

SFRS personnel will continue to work in partnership with the clear aim of trying to eliminate all incident types through our preventative work and targeted engagement with premises.

Designation: Local Senior Officer for Highland

Date: 6th May 2024

Author: Station Commander Raymond King

Background Papers: Highland – City of Inverness Area Committee -
Performance Report



CITY OF INVERNESS COMMITTEE PERFORMANCE REPORT

DISCLAIMER

The figures included in this report are provisional and subject to change as a result of quality assurance and review. The statistics quoted are internal management information published in the interests of transparency and openness.

The Scottish government publishes Official Statistics each year which allow for comparisons to be made over longer periods of time.



SCOTTISH
FIRE AND RESCUE SERVICE
Working together for a safer Scotland

**Working together
for a safer Scotland**

**QUARTERS 3 & 4
1 OCTOBER 2023 – 31
MARCH 2023**

ABOUT THE STATISTICS IN THIS REPORT

The activity totals and other statistics quoted in this report are provisional in nature and subject to change as a result of ongoing quality assurance and review.

Because all statistics quoted are provisional there may be differences in the period totals quoted in our reports after original publication which result from revisions or additions to the data on our systems.

From 2015-16 onwards responsibility for the publication of end-year statistical data transferred from the Scottish Government to the Scottish Fire and Rescue Service (SFRS). This change of responsibility does not change the status of the figures quoted in this and other SFRS reports reported to the Committee.

INTRODUCTION

The 6-monthly monitoring report covers the SFRS's performance and activities in support of the six priorities in the Local Fire and Rescue Plan for Highland:

- Priority 1 – Domestic Fire Safety
- Priority 2 – Unintentional Harm
- Priority 3 – Non-Fire Emergencies
- Priority 4 – Deliberate Fire Setting
- Priority 5 – Non-Domestic Fire Safety
- Priority 6 – Unwanted Fire Alarm Signals
- Priority 7 – Operational Resilience and Preparedness














As well as supporting the seven priorities in the Local Fire and Rescue Plan for Highland, this monitoring report shows how SFRS activities and performance contribute to the wider priorities of the Highland Council Community Planning Partnership (CPP), as set out in the Highland Community Plan.

The figures in this report are provisional, to provide the Committee with the SFRS's direction of travel in the Highland area, in terms of performance against headline indicators and targets. Most figures will not change; however, members should note that there may be some small variations for some indicators when the final confirmed figures are published by the SFRS.

The Highland Council Scrutiny and Audit Committee agreed to the Local Fire and Rescue Plan for Highland, covering the subsequent 3-year period. In support of delivering the priorities in this plan, 13 headline indicators and targets have been set, and form the basis of the report.

PERFORMANCE SUMMARY

The table below provides a summary of the six months (1 October 2023 to 31 March 2024) activity and year to date (YTD) progress, based on annual targets set against headline indicators. It aims to provide – at a glance – our direction of travel during the current reporting year.

Q3 & Q4: All Incidents Attended – 606		
Accident Dwelling Fires (ADF) 	ADF Fatal Casualties 	ADF Non Fatal Casualties 
Q3 & Q4 – 17 incidents YTD – 37 incidents	Q3 & Q4 – 0 YTD – 0	Q3 & Q4 – 2 YTD – 2
Home Fire Safety Visits 	Non-Fire Emergency 	Road Traffic Collisions (RTC) 
Q3 & Q4 – 395 Visits YTD – 767 Visits	Q3 & Q4 – 126 Incidents YTD – 263 Incidents	Q3 & Q4 – 19 Incidents YTD – 36 Incidents
Fatal RTC Casualties 	Non-Fatal RTC Casualties 	All Deliberate Fires 
Q3 & Q4 – 0 YTD – 1	Q3 & Q4 – 13 YTD – 22	Q3 & Q4 – 43 incidents YTD – 117 incidents
Deliberate Primary Fires 	Deliberate Secondary Fires 	Non Domestic Fires 
Q3 & Q4 – 10 incidents YTD – 29 incidents	Q3 & Q4 – 32 incidents YTD – 87 incidents	Q3 & Q4 – 12 incidents YTD – 30 incidents
Unwanted Fire Alarm Signals 		
Q3 & Q4 – 143 incidents YTD – 385 incidents		

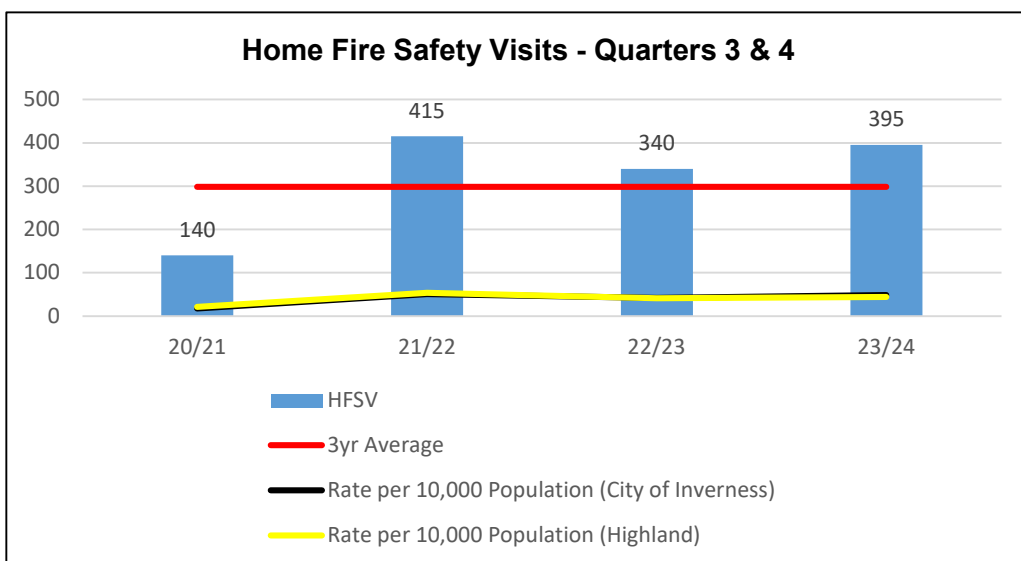
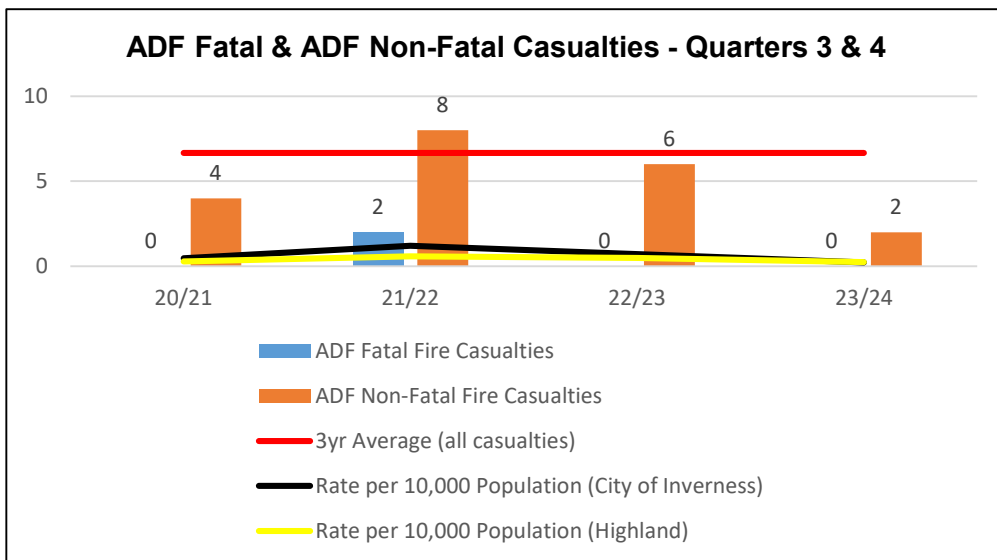
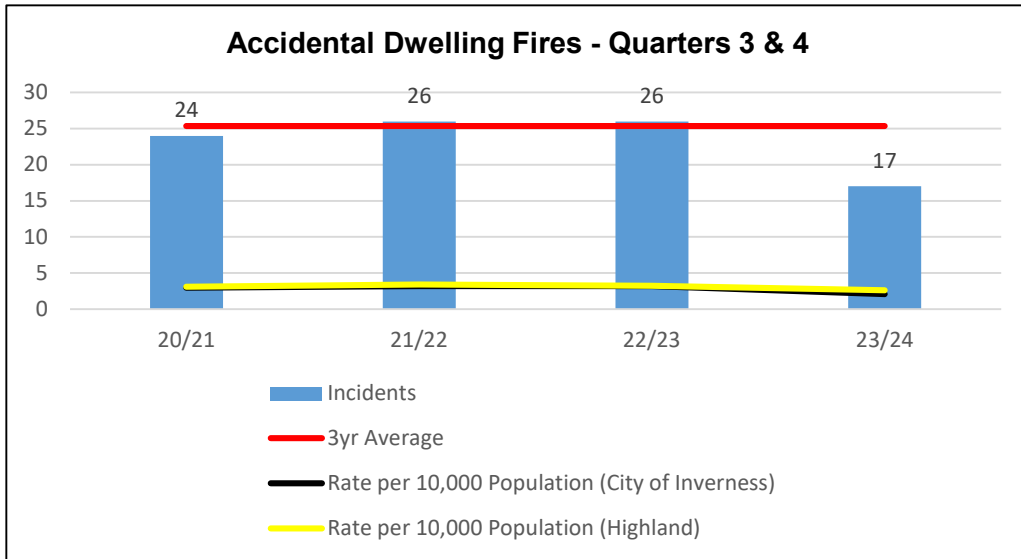
PERFORMANCE HIGHLIGHTS

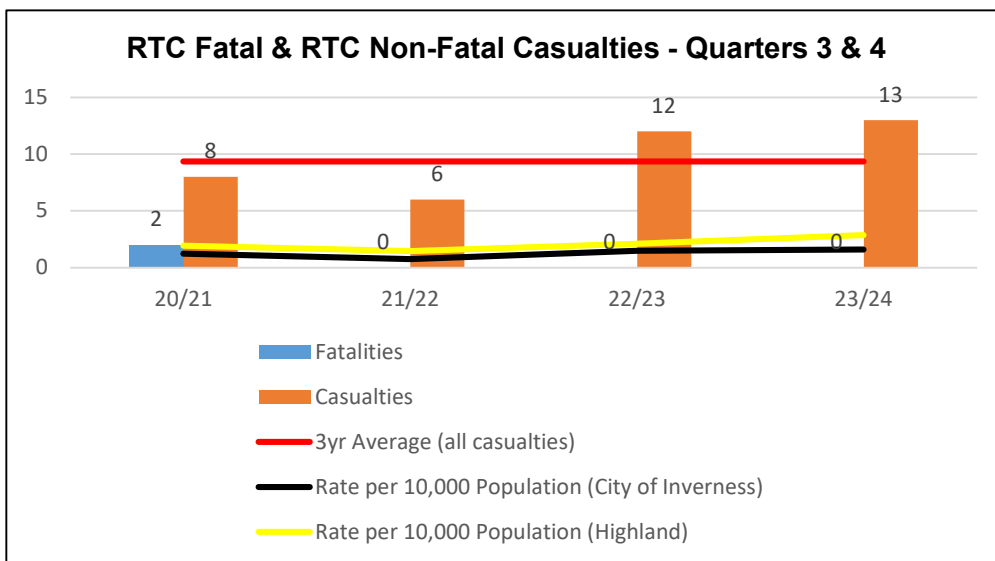
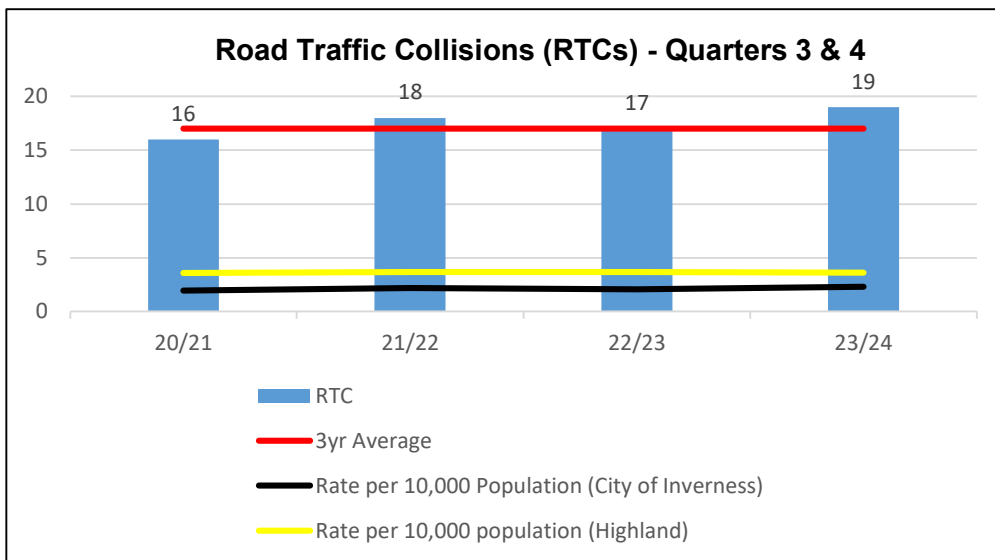
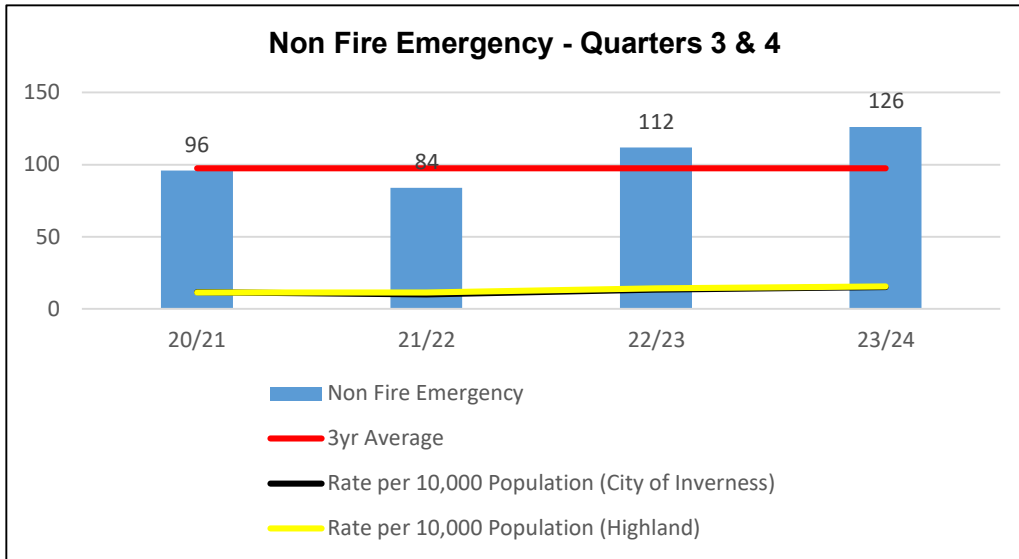
Of the 13 KPIs, the following performance should be noted for the six-month period 1 October 2023 to 31 March 2024.

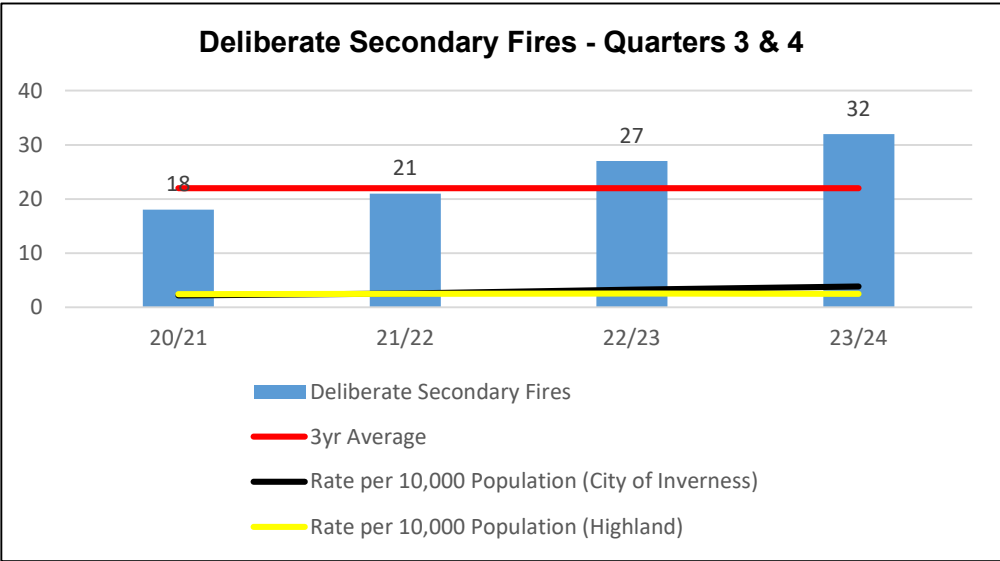
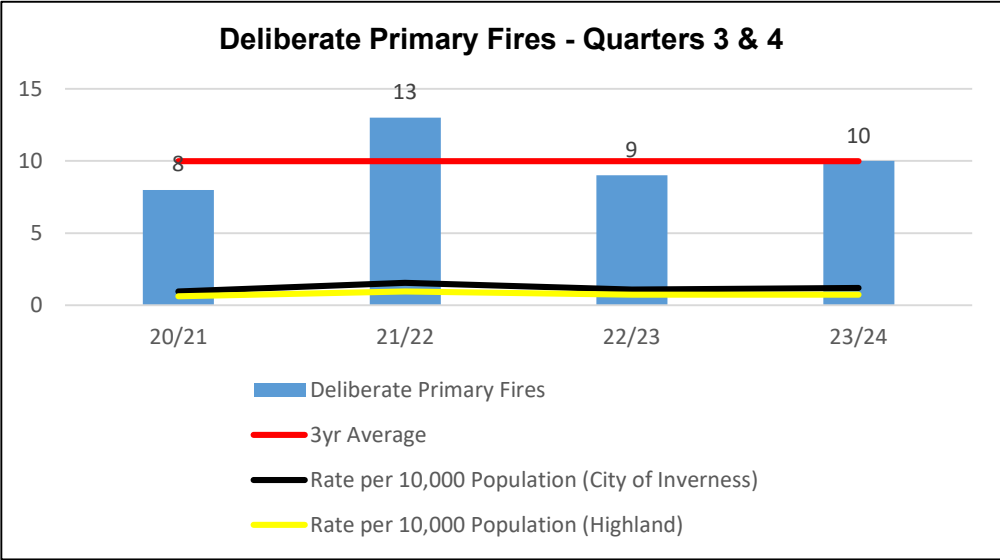
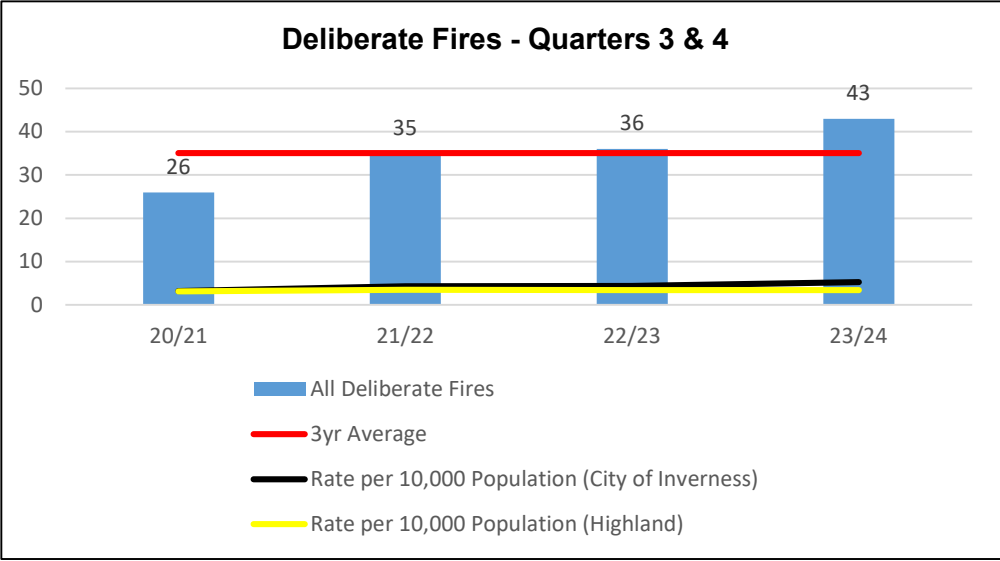
- There were **17 Accident Dwelling Fires (ADF)** which is below the 3-year average. The majority are classed as low severity, requiring little or no intervention from the Service and minimal fire damage. There were **0 ADF Fatalities**, and **2 ADF Casualties**. All ADF's are offered Home Fire Safety Visits and agency referrals where required.
- There were **43 Deliberate Fires**, of which **10 were Deliberate Primary Fires** and **32 were Deliberate Secondary Fire**, this is above the average. Referrals are made to other agencies for those at work within our communities.
- There were **12 Non-Domestic Building Fires** which is below the average.
- We attended **19 Road Traffic Collisions (RTCs)** which is below average. There was **0 RTC Related Fatality** and **13 RTC Related Injuries**. Our Prevention teams are working with partner agencies through the Highland Road Safety group, Older driver Virtual Reality Scheme and Road Safety Scheme for new drivers.
- We attended **143 Unwanted Fire Alarm Signals (UFAS)** showing a significant decrease when compared to the 3-year average. From 1 July 2023, we have stopped attending AFA call outs to commercial business and workplace premises, such as factories, offices, shops and leisure facilities unless a fire has been confirmed. Our control room operators now ask anyone who reports a fire alarm to check whether there is an actual fire or signs of fire, before sending the nearest fire appliance. This does not apply to sleeping premises, such as hospitals, care homes, hotels or domestic dwellings who will receive the full pre-determined attendance (PDA). This change follows the SFRS public consultation in 2021.
- Our Community Safety Advocates and Station personnel undertook **395 Home Fire Safety Visits**. The majority targeted the most at risk in our communities.

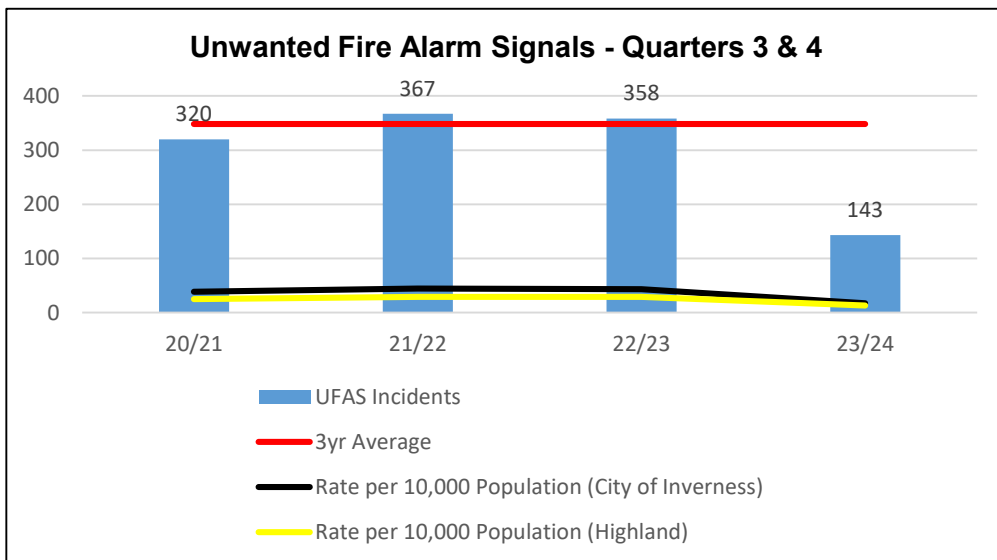
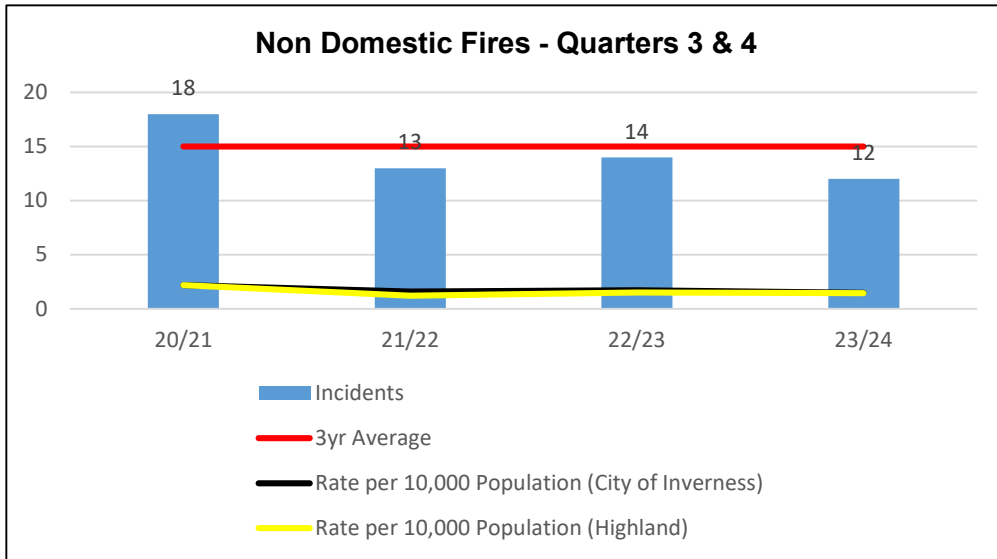
For more information please visit:

[Scottish Fire & Rescue Service: Unwanted Fire Alarm Signals \(UFAS\) \(firescotland.gov.uk\)](https://firescotland.gov.uk)









Station Establishment and Availability

- 2 x Wholetime Duty System appliances at 1 Station*
- 6 x On-Call Retained Duty System appliances across 6 Stations

These Stations serve the City of Inverness and Inverness-shire population

***Please note the availability figures do not include Joint Mobilising availability.**

Station	Oct 2023 – Mar 2024 Availability %	Male	Female	Staff
Beauly	82.13%	12	0	12
Cannich	0%	2	0	2
Drumnadrochit	85.68%	12	1	13
Fort Augustus	89.17%	9	2	11
Foyers	81.52%	7	0	7
Inverness	93.66%	17	0	17
Inverness Wholetime	N/A	60	11	72