

Agenda item	5
Report no	CC/12/24

HIGHLAND COUNCIL

Committee: Caithness Area Committee
Date: 12th August 2024
Report Title: Scottish Fire and Rescue Area Committee Performance Report
Report By: Local Senior Officer for Highland

1. Purpose/Executive Summary

- 1.1 This report provides an update to Caithness Area Committee Members on progress against the priorities outlined in the Scottish Fire and Rescue Service Area Committee Plan for Caithness.
- 1.2 Priority areas are identified through a range of Intervention, Prevention and Protection activities which are delivered in partnership to reduce the risk to the communities of Caithness.
- 1.3 The report also contains previously agreed information and performance as requested by Area Committees.

2. Recommendations

- 2.1 The Committee are invited to **comment on and scrutinise** the attached Area Performance Report.

3. Caithness Area Committee Performance Report

- 3.1 The attached performance report provides the figures for Quarters three and four which covers the six-month period between 1st October 2023 to 31st March 2024. The tables also identify the three-year average, as well as

comparison between Caithness and Highland per 10,000 population from the central Scottish Fire and Rescue Service (SFRS) performance management database against the Key Performance Indicators (KPI's) and timelines from previous reports.

3.2 In achieving the priorities within the Area Plan for Caithness numerous prevention activities are being progressed:

Operational On-Call Retained Duty System (RDS) and Volunteer Duty System (VDS) Crews and Community Safety Advocates (CSAs) facilitate the delivery of Free Home Fire Safety Visits (HFSVs) and Post Domestic Incident Response (PDIR). Both of which are aimed at reducing accidental dwelling fires proactively and following attendance at incidents.

Local crews are supporting community safety initiatives throughout the area, including the reduction of fire-related antisocial behaviour through engagement activities and thematic action plans, including the Safer Driving presentation to 5th and 6th Year Students prior to school term ending.

Our local CSAs and crews have been proactive in co-ordinating local multi-agency initiatives in Caithness with the aim of engaging with young people targeting inequalities and employability issues.

In addition, during the reporting period, SFRS personnel ran another very successful Fire skills Program engaging young people in Thurso, with two further courses arranged for Spring and Autumn 2024.

3.3 **Operational Incidents**

It must be emphasised that the report is now over a six-month period, which will allow a more accurate analysis of the figures for comparison against previous Quarters. The following summaries will also break down the content into additional reporting headings which will allow for more specific comparisons to be made against the 13 KPI's.

The figures which are low in comparison to other districts also make it inappropriate to provide more detailed data analysis which could compromise personal information.

- There were 8 incidents in Caithness which have been recorded as Accidental Dwelling Fires (ADF), this is above the current 3-year average.
- There were no Fire Fatalities recorded from ADF's, however there was 1 Casualty recorded from ADF's.
- There were 8 incidents recorded as Deliberate Fires, with this being recorded as 2 Deliberate Primary Fires and 6 Deliberate Secondary Fires.
- There were 44 Non-Fire Related Incidents.
- There were 3 Non-Domestic Deliberate Fires recorded.
- From a total of 11 Road Traffic Collisions (RTC), there was 1 Fatal Casualty and 5 Non-Fatal Casualties recorded.
- 85 Home Fire Safety Visits (HFSV's) were delivered over the period by Operational Crews and Community Safety Advisors. These visits were made up by Post-Fire Responce, Recurring Visits due to previous attendance and through referrals from Partner and Third-Sector Agencies.
- There were 18 Unwanted Fire Alarm Signals (UFAS) attended throughout the district which identifies a significant reduction in this type of attendance since the introduction of Unwanted Fire Alarm Signals (UFAS) Procedure on 1st July 2023.

SFRS remain proactive in prevention and protection activities, particularly during the reporting period. Partnership working within the community to highlight and support initiatives are also helping to address potential issues and provide mitigating support mechanisms through SFRS, our partners and third sector groups.

Caithness crews will continue to work in partnership with the clear aim of seeking to eliminate all incident types through preventative work and targeted engagement with partners.

Crews also undertake Operational Intelligence (OI) visits to higher risk premises to gather vital information on the hazards and risks which significantly benefit firefighter, partner and public safety and can greatly improve operational response.

3.4 **Station Crewing Levels**

SFRS continues to actively deliver and refine its On-Call RDS/VDS recruitment and training processes to meet national and local requirements. Recruitment is constantly being promoted within all areas of Caithness utilising local crews, banner advertising, leaflet drops, partner agencies, third-sector groups, local employers, and other key community contacts.

Designation: Local Senior Officer for Highland

Date: 12th August 2024

Author: Station Commander Gary Cringles

Background Papers: Highland – Caithness Area Committee - Performance Report



CAITHNESS COMMITTEE PERFORMANCE REPORT

DISCLAIMER

The figures included in this report are provisional and subject to change as a result of quality assurance and review. The statistics quoted are internal management information published in the interests of transparency and openness.

The Scottish government publishes Official Statistics each year which allow for comparisons to be made over longer periods of time.



SCOTTISH
FIRE AND RESCUE SERVICE
Working together for a safer Scotland

**Working together
for a safer Scotland**

**QUARTERS 3 & 4
31 OCTOBER 2023 – 31
MARCH 2024**

ABOUT THE STATISTICS IN THIS REPORT

The activity totals and other statistics quoted in this report are provisional in nature and subject to change as a result of ongoing quality assurance and review.

Because all statistics quoted are provisional there may be differences in the period totals quoted in our reports after original publication which result from revisions or additions to the data on our systems.

From 2015-16 onwards responsibility for the publication of end-year statistical data transferred from the Scottish Government to the Scottish Fire and Rescue Service (SFRS). This change of responsibility does not change the status of the figures quoted in this and other SFRS reports reported to the Committee.

INTRODUCTION

The 6-monthly monitoring report covers the SFRS's performance and activities in support of the seven priorities in the Local Fire and Rescue Plan for Highland:

- Priority 1 – Domestic Fire Safety
- Priority 2 – Unintentional Harm
- Priority 3 – Non-Fire Emergencies
- Priority 4 – Deliberate Fire Setting
- Priority 5 – Non-Domestic Fire Safety
- Priority 6 – Unwanted Fire Alarm Signals
- Priority 7 – Operational Resilience and Preparedness














As well as supporting the seven priorities in the Local Fire and Rescue Plan for Highland, this monitoring report shows how SFRS activities and performance contribute to the wider priorities of the Highland Council Community Planning Partnership (CPP), as set out in the Highland Community Plan.

The figures in this report are provisional, to provide the Committee with the SFRS's direction of travel in the Highland area, in terms of performance against headline indicators and targets. Most figures will not change; however, members should note that there may be some small variations for some indicators when the final confirmed figures are published by the SFRS.

The Highland Council Scrutiny and Audit Committee agreed to the Local Fire and Rescue Plan for Highland, covering the subsequent 3-year period. In support of delivering the priorities in this plan, 13 headline indicators and targets have been set, and form the basis of the report.

PERFORMANCE SUMMARY

The table below provides a summary of the six months (1 October 2023 to 31 March 2024) activity and year to date (YTD) progress, based on annual targets set against headline indicators. It aims to provide – at a glance – our direction of travel during the current reporting year.

Q3 & Q4: All Incidents Attended – 138		
Accident Dwelling Fires (ADF) 	ADF Fatal Casualties 	ADF Non Fatal Casualties 
Q3 & Q4 – 8 incidents YTD – 13 incidents	Q3 & Q4 – 0 YTD – 0	Q3 & Q4 – 1 YTD – 2
Home Fire Safety Visits 	Non-Fire Emergency 	Road Traffic Collisions (RTC) 
Q3 & Q4 – 85 Visits YTD – 149 Visits	Q3 & Q4 – 44 Incidents YTD – 79 Incidents	Q3 & Q4 – 11 Incidents YTD – 21 Incidents
Fatal RTC Casualties 	Non-Fatal RTC Casualties 	All Deliberate Fires 
Q3 & Q4 – 1 YTD – 1	Q3 & Q4 – 5 YTD – 8	Q3 & Q4 – 8 incidents YTD – 17 incidents
Deliberate Primary Fires 	Deliberate Secondary Fires 	Non Domestic Fires 
Q3 & Q4 – 2 incidents YTD – 3 incidents	Q3 & Q4 – 6 incidents YTD – 14 incidents	Q3 & Q4 – 3 incidents YTD – 10 incidents
Unwanted Fire Alarm Signals 		
Q3 & Q4 – 18 incidents YTD – 38 incidents		

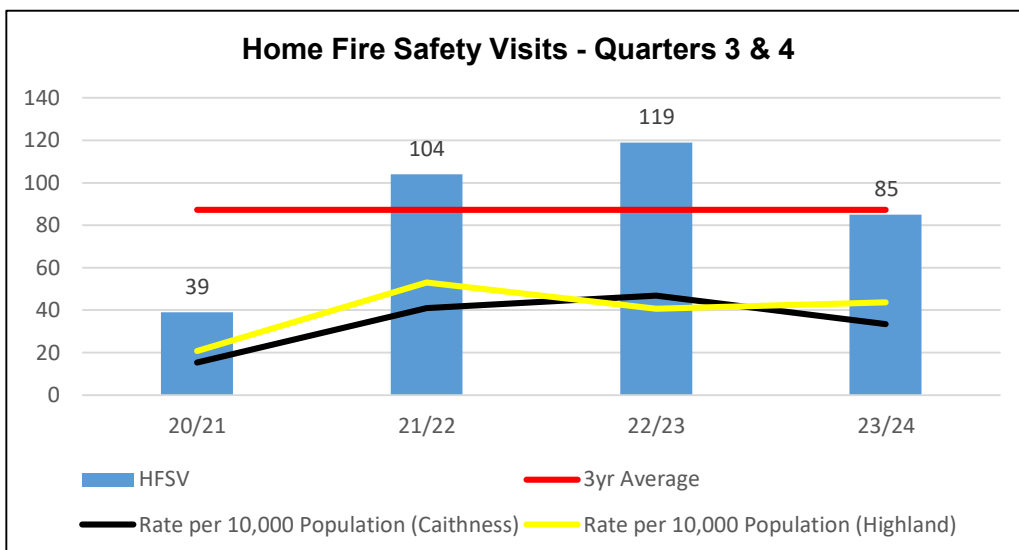
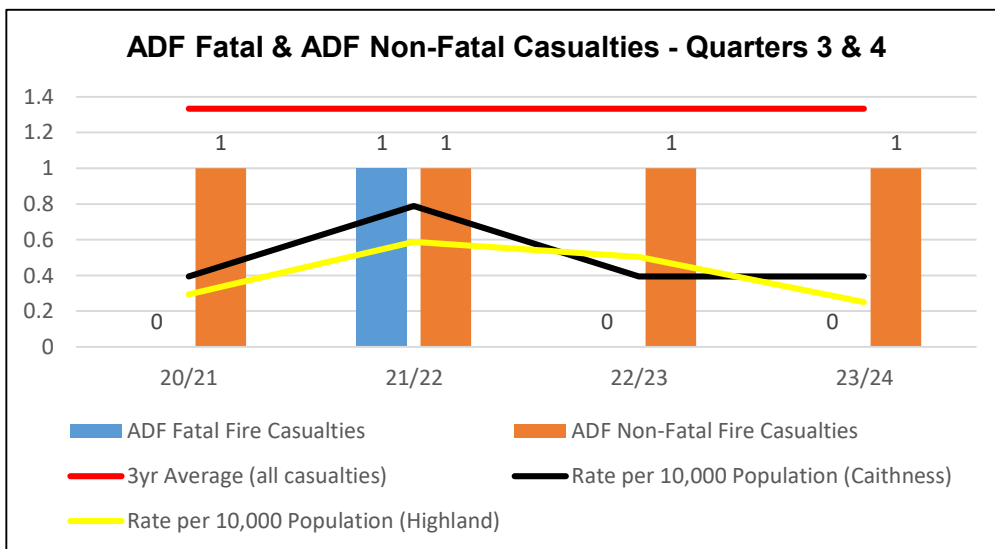
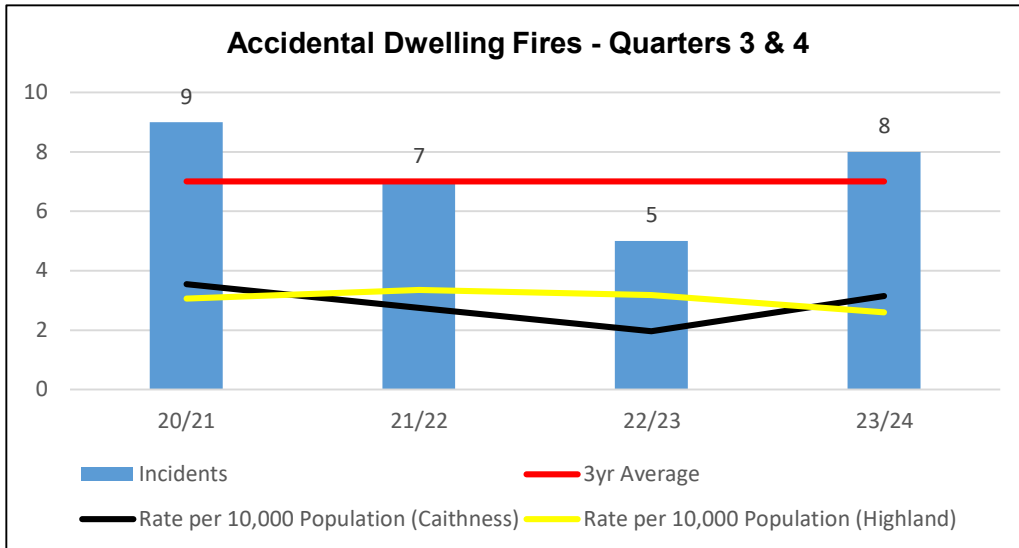
PERFORMANCE HIGHLIGHTS

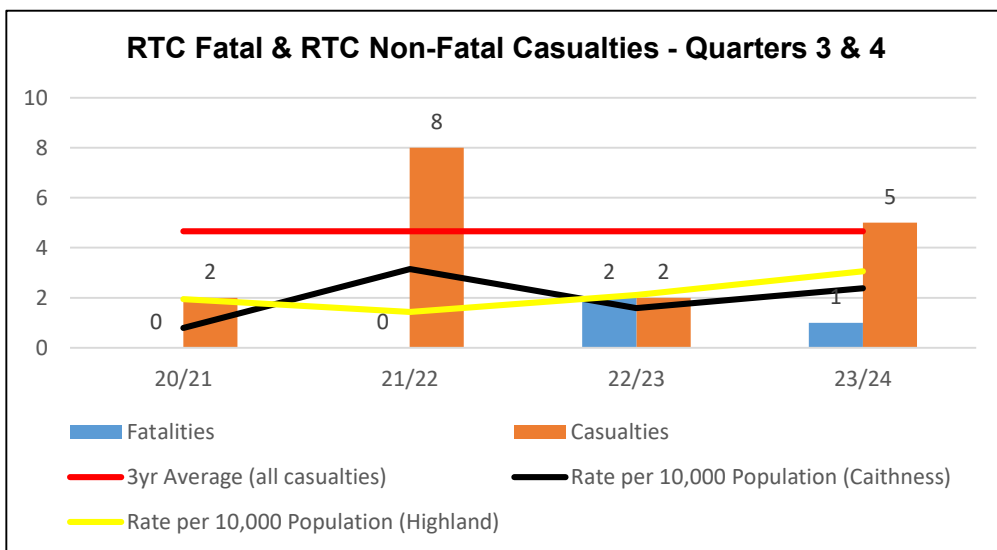
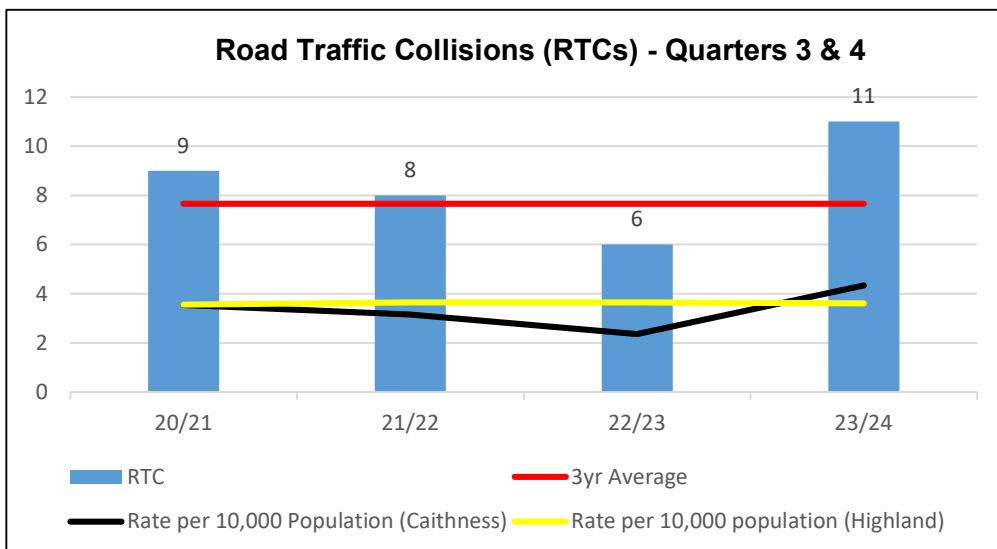
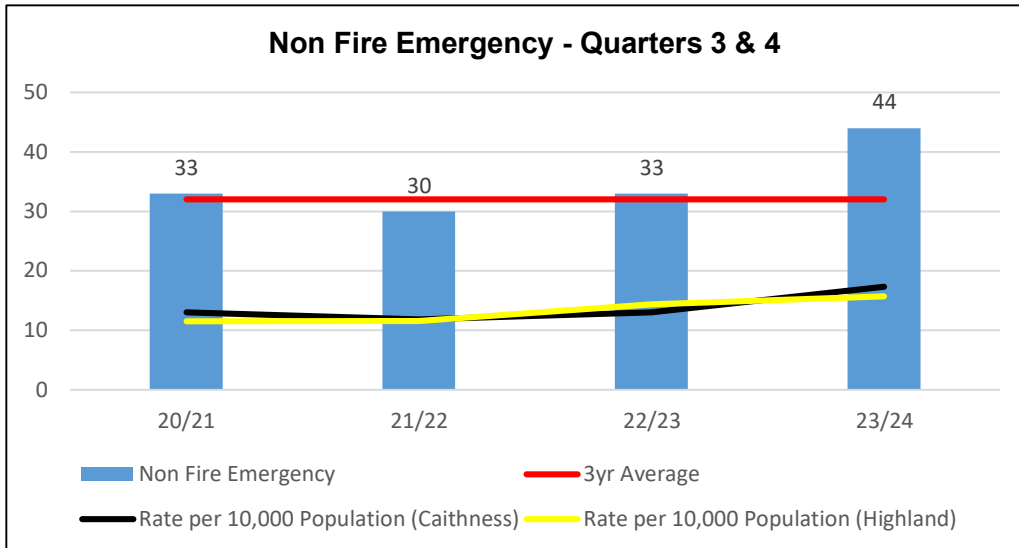
Of the 13 KPIs, the following performance should be noted for the six-month period 1 October 2023 to 31 March 2024.

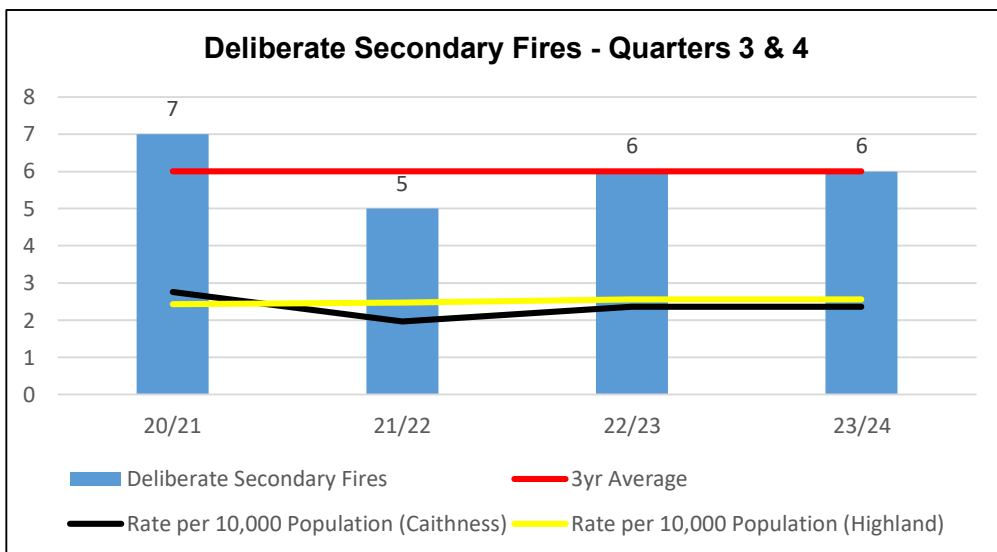
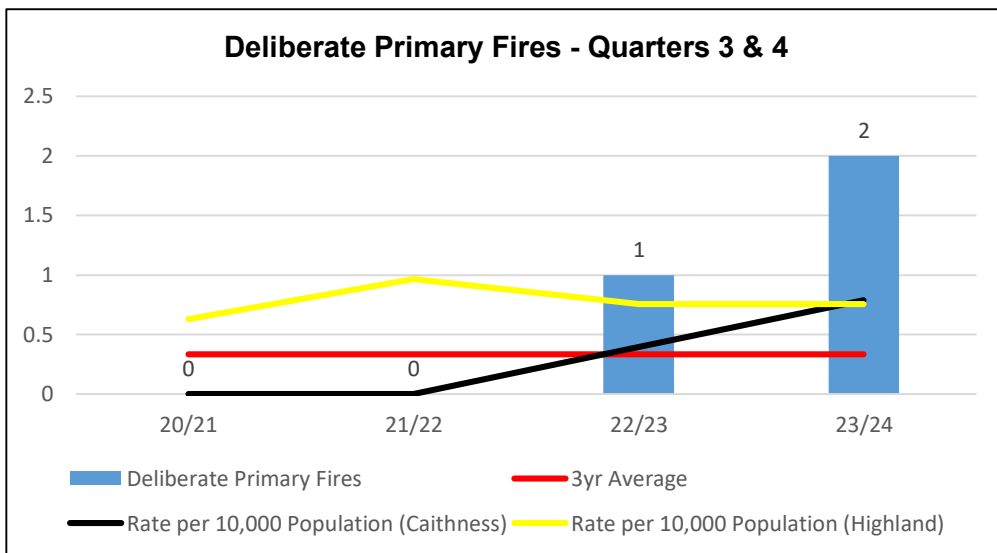
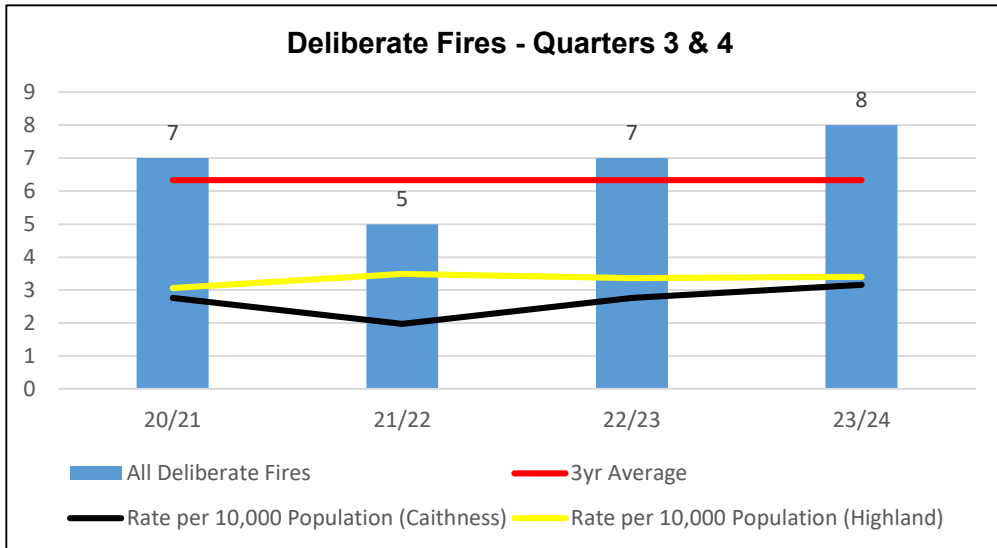
- There were **8 Accident Dwelling Fires (ADF)** which is above the 3-year average. The majority are classed as low severity, requiring little or no intervention from the Service and minimal fire damage. There were **0 ADF Fatalities**, and **1 ADF Casualties**. All ADF's are offered Home Fire Safety Visits and agency referrals where required.
- There was **8 Deliberate Fires**, which is above average. There were **2 Deliberate Primary Fires** and **6 Deliberate Secondary Fires**. Referrals are made to other agencies for those at work within our communities.
- There were **3 Non-Domestic Building Fires** which is in line with the average.
- We attended **11 Road Traffic Collisions (RTCs)**. There was **1 RTC Related Fatalities** and **5 RTC Related Injuries**. Our Prevention teams are working with partner agencies through the Highland Road Safety group, Older driver Virtual Reality Scheme and Road Safety Scheme for new drivers.
- We attended **18 Unwanted Fire Alarm Signals (UFAS)** showing a significant decrease. From 1 July 2023, we have stopped attending AFA call outs to commercial business and workplace premises, such as factories, offices, shops and leisure facilities unless a fire has been confirmed. Our control room operators now ask anyone who reports a fire alarm to check whether there is an actual fire or signs of fire, before sending the nearest fire appliance. This does not apply to sleeping premises, such as hospitals, care homes, hotels or domestic dwellings who will receive the full pre-determined attendance (PDA). This change follows the SFRS public consultation in 2021.
- Our Community Safety Advocates and Station personnel undertook **85 Home Fire Safety Visits**. The majority targeted the most at risk in our communities.

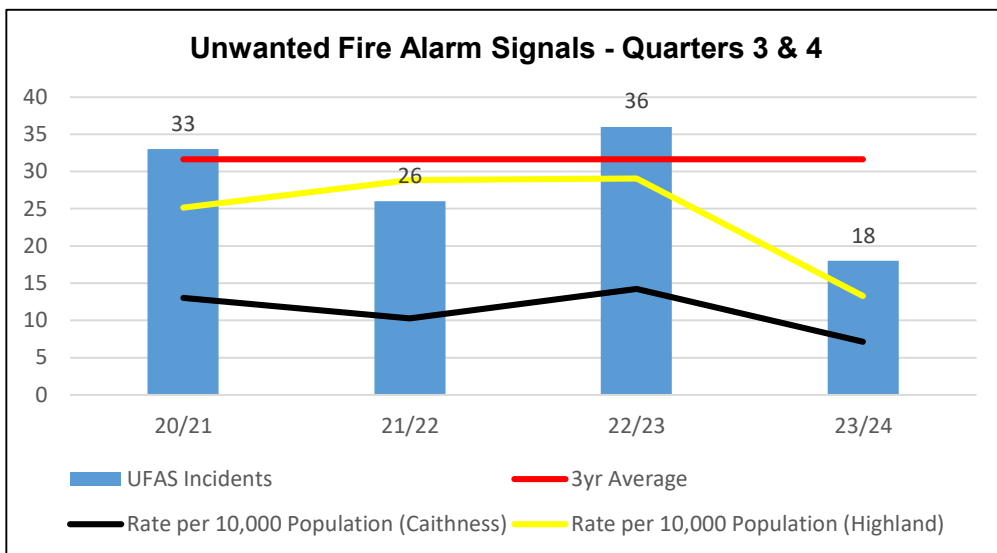
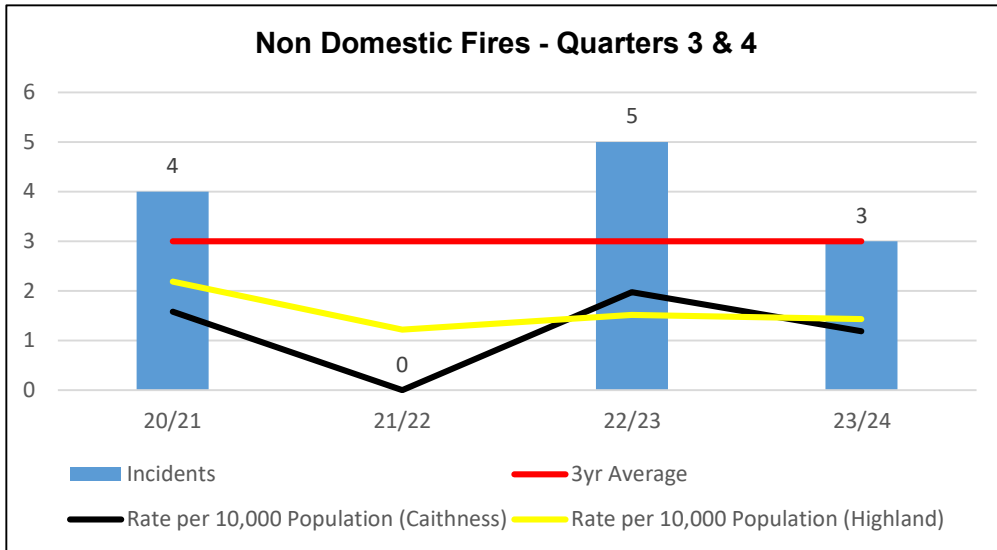
For more information please visit:

[Scottish Fire & Rescue Service: Unwanted Fire Alarm Signals \(UFAS\) \(firescotland.gov.uk\)](https://firescotland.gov.uk)









Station Establishment and Availability

- 6 x On-Call Retained Duty System appliances across 4 Stations
- 1 x On-Call Volunteer Duty System vehicles / Community Response Units across 1 Stations

These Stations serve the Caithness population.

***Please note the availability figures do not include Joint Mobilising availability.**

Station	Oct 2023 - Mar 2024 Availability %	Male	Female	Staff
Dunbeath	56.17%	7	0	7
John O'Groats	54.91%	9	0	9
Lybster (CRU)	N/A	5	1	6
Thurso – 1 st Appliance	99.85%	13	2	15
Thurso – 2 nd Appliance	57.36%			
Wick – 1 st Appliance	99.29%	18	0	18
Wick – 2 nd Appliance	72.56%			