



## ISLE OF SKYE AND RAASAY COMMITTEE

### PERFORMANCE REPORT

#### DISCLAIMER

The figures included in this report are provisional and subject to change as a result of quality assurance and review. The statistics quoted are internal management information published in the interests of transparency and openness.

The Scottish government publishes Official Statistics each year which allow for comparisons to be made over longer periods of time.



**SCOTTISH**  
**FIRE AND RESCUE SERVICE**  
Working together for a safer Scotland

**Working together  
for a safer Scotland**

**QUARTERS 3 & 4  
1 OCTOBER 2023 – 31 MARCH  
2024**

## **ABOUT THE STATISTICS IN THIS REPORT**

The activity totals and other statistics quoted in this report are provisional in nature and subject to change as a result of ongoing quality assurance and review.

Because all statistics quoted are provisional there may be differences in the period totals quoted in our reports after original publication which result from revisions or additions to the data on our systems.

From 2015-16 onwards responsibility for the publication of end-year statistical data transferred from the Scottish Government to the Scottish Fire and Rescue Service (SFRS). This change of responsibility does not change the status of the figures quoted in this and other SFRS reports reported to the Committee.

## INTRODUCTION

The 6-monthly monitoring report covers the SFRS's performance and activities in support of the seven priorities in the Local Fire and Rescue Plan for Highland:

- Priority 1 – Domestic Fire Safety
- Priority 2 – Unintentional Harm
- Priority 3 – Non-Fire Emergencies
- Priority 4 – Deliberate Fire Setting
- Priority 5 – Non-Domestic Fire Safety
- Priority 6 – Unwanted Fire Alarm Signals
- Priority 7 – Operational Resilience and Preparedness














As well as supporting the seven priorities in the Local Fire and Rescue Plan for Highland, this monitoring report shows how SFRS activities and performance contribute to the wider priorities of the Highland Council Community Planning Partnership (CPP), as set out in the Highland Community Plan.

The figures in this report are provisional, to provide the Committee with the SFRS's direction of travel in the Highland area, in terms of performance against headline indicators and targets. Most figures will not change; however, members should note that there may be some small variations for some indicators when the final confirmed figures are published by the SFRS.

The Highland Council Scrutiny and Audit Committee agreed to the Local Fire and Rescue Plan for Highland, covering the subsequent 3-year period. In support of delivering the priorities in this plan, 13 headline indicators and targets have been set, and form the basis of the report.

## PERFORMANCE SUMMARY

The table below provides a summary of the six months (1 October 2023 to 31 March) activity and year to date (YTD) progress, based on annual targets set against headline indicators. It aims to provide – at a glance – our direction of travel during the current reporting year.

<b>Q3 &amp; Q4: All Incidents Attended – 76</b>		
<b>Accident Dwelling Fires (ADF)</b> 	<b>ADF Fatal Casualties</b> 	<b>ADF Non-Fatal Casualties</b> 
Q3 & Q4 – 4 incidents YTD – 9 incidents	Q3 & Q4 – 0 YTD – 0	Q3 & Q4 – 0 YTD – 0
<b>Home Fire Safety Visits</b> 	<b>Non-Fire Emergency</b> 	<b>Road Traffic Collisions (RTC)</b> 
Q3 & Q4 – 51 Visits YTD – 122 Visits	Q3 & Q4 – 14 Incidents YTD – 29 Incidents	Q3 & Q4 – 3 Incidents YTD – 8 Incidents
<b>Fatal RTC Casualties</b> 	<b>Non-Fatal RTC Casualties</b> 	<b>All Deliberate Fires</b> 
Q3 & Q4 – 0 YTD – 0	Q3 & Q4 – 1 YTD – 5	Q3 & Q4 – 3 incidents YTD – 10 incidents
<b>Deliberate Primary Fires</b> 	<b>Deliberate Secondary Fires</b> 	<b>Non-Domestic Fires</b> 
Q3 & Q4 – 0 incidents YTD – 3 incidents	Q3 & Q4 – 3 incidents YTD – 7 incidents	Q3 & Q4 – 2 incidents YTD – 4 incidents
<b>Unwanted Fire Alarm Signals</b> 		
Q3 & Q4 – 15 incidents YTD – 33 incidents		

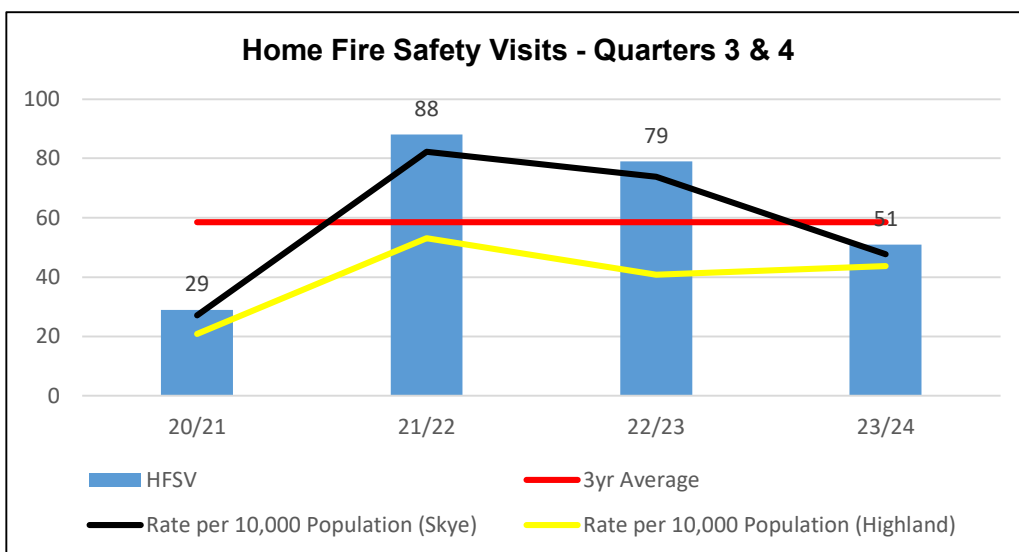
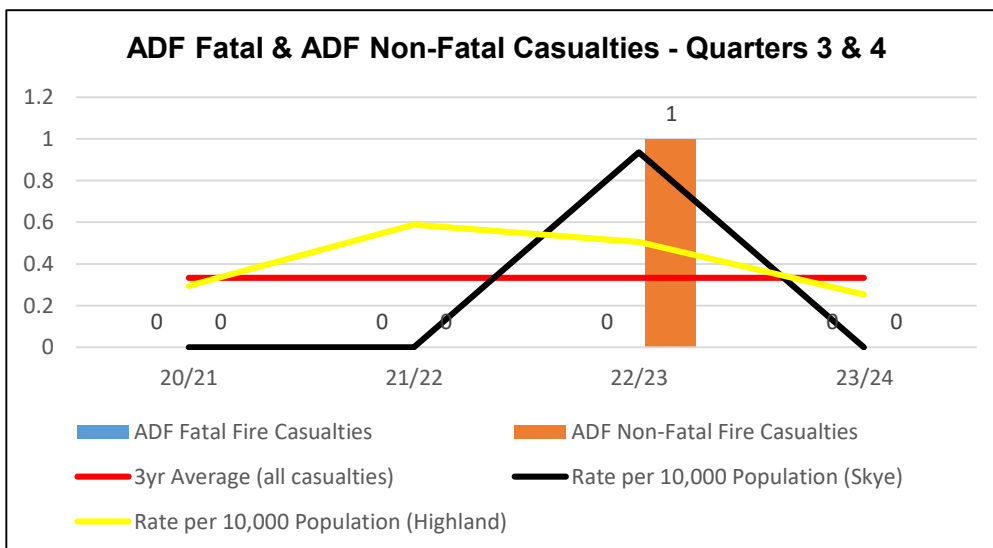
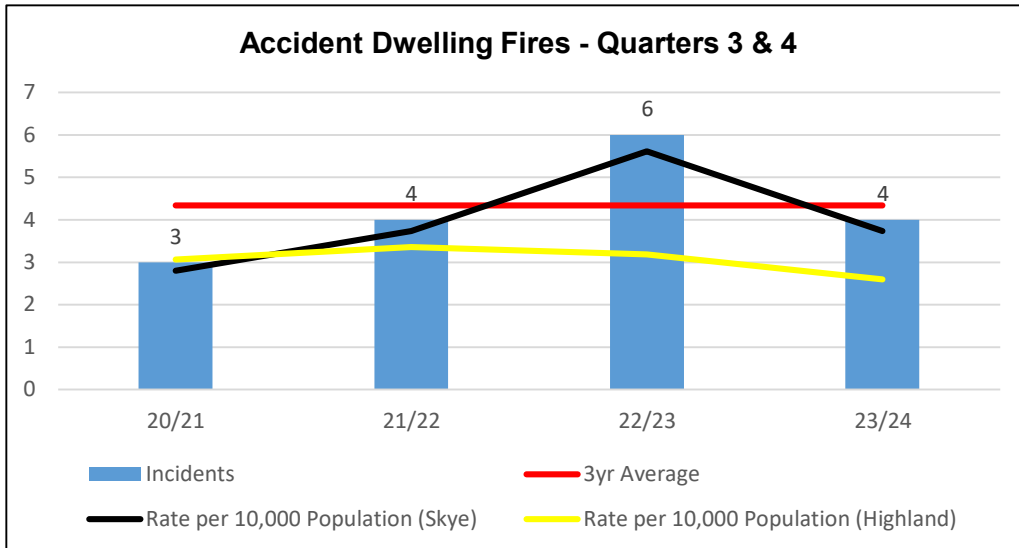
## PERFORMANCE HIGHLIGHTS

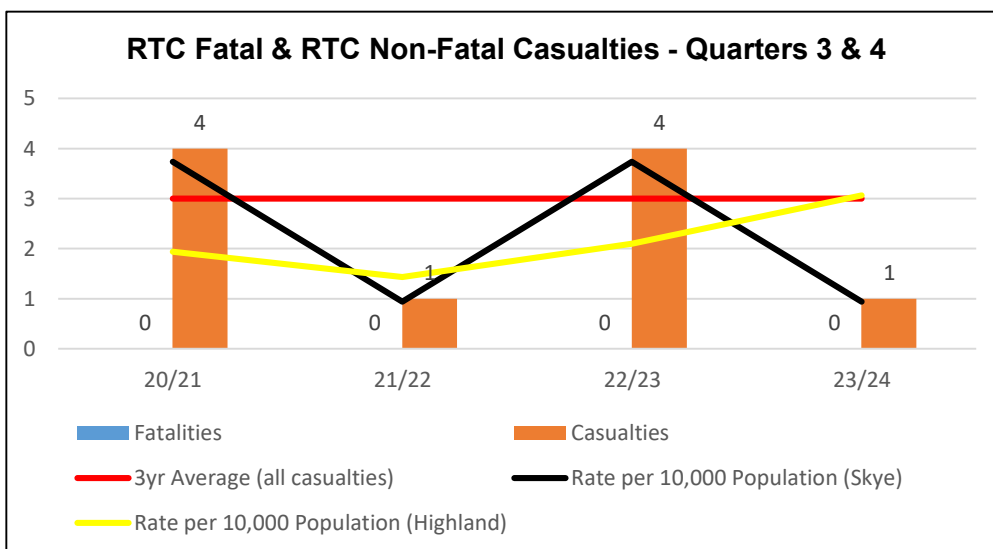
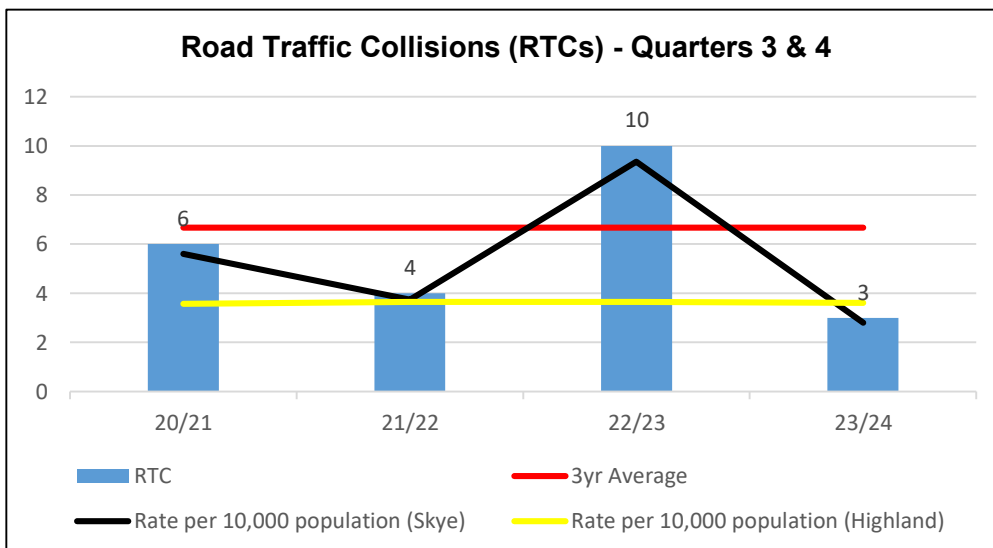
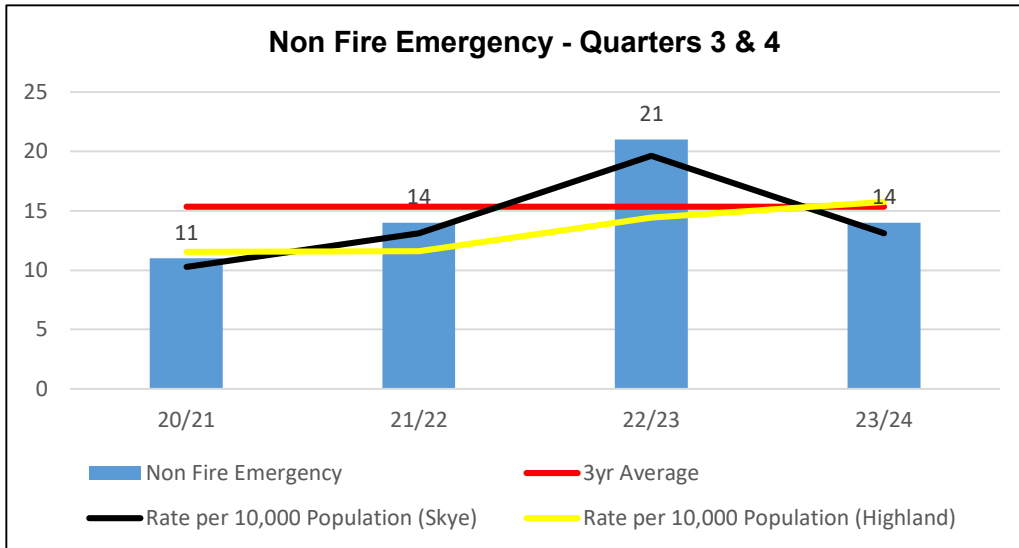
Of the 6 KPIs, the following performance should be noted for the six-month period 1 October 2023 to 31 March 2024.

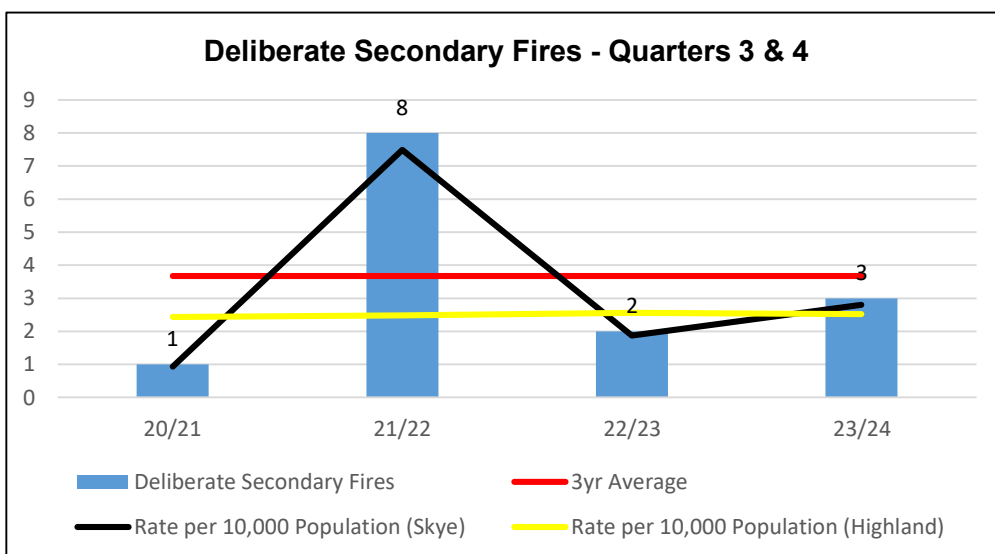
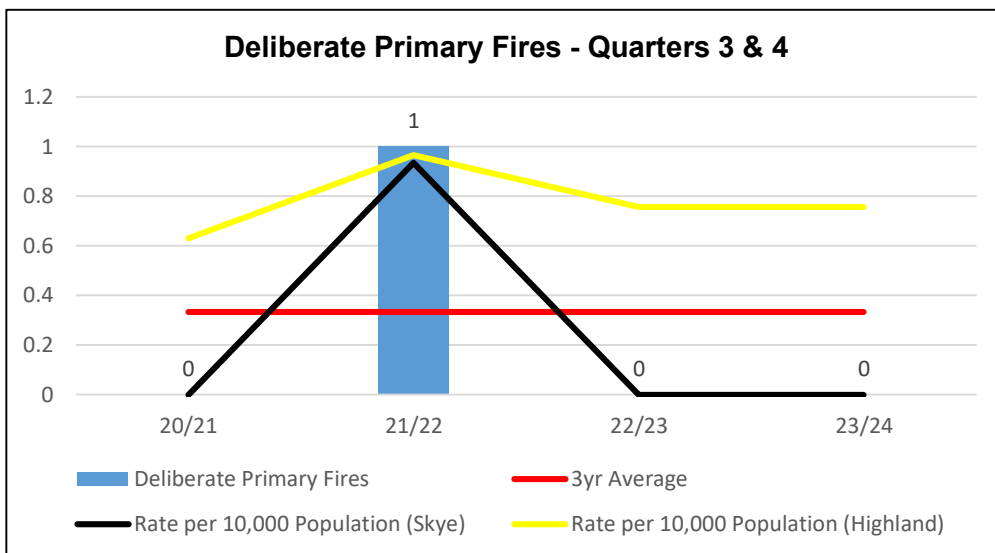
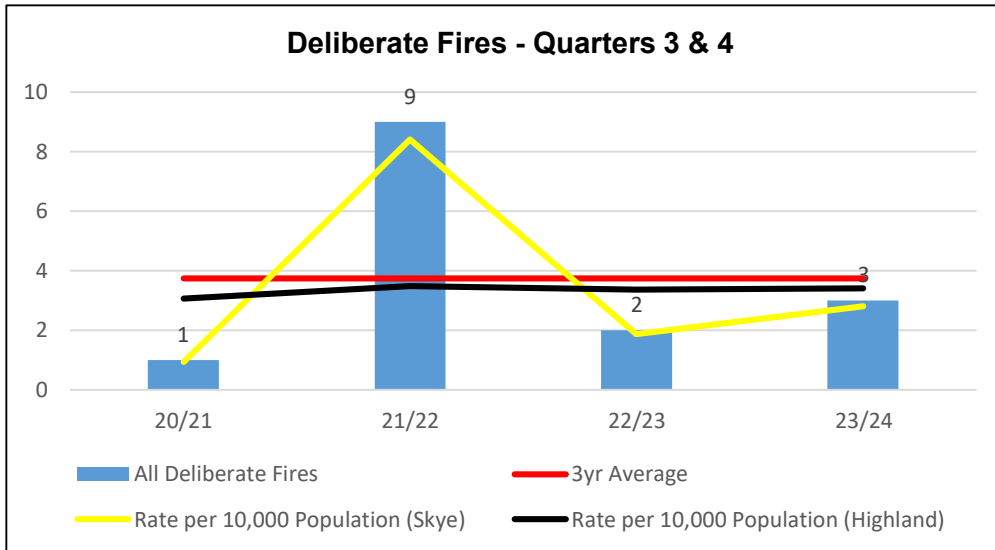
- There were **4 Accident Dwelling Fires (ADF)** which is slightly below the 3-year average. The majority are classed as low severity, requiring little or no intervention from the Service and minimal fire damage. There were **0 ADF Fatalities**, and **0 ADF Casualties**. All ADF's are offered Home Fire Safety Visits and agency referrals where required.
- There were **3 Deliberate Fires**, which were **0 Deliberate Other Primary Fire** and **3 Deliberate Secondary Fires**. Referrals are made to other agencies for those at work within our communities.
- There were **2 Non-Domestic Building Fires** which is above the average.
- We attended **3 Road Traffic Collisions (RTCs)** which is below average. There were **0 RTC Related Fatalities** however there was **1 RTC Related Injuries** who went to hospital with what appeared to be serious injuries. Our Prevention teams are working with partner agencies through the Highland Road Safety group, Older driver Virtual Reality Scheme and Road Safety Scheme for new drivers.
- We attended **15 Unwanted Fire Alarm Signals (UFAS)** showing a decrease. From 1 July 2023, we have stopped attending AFA call outs to commercial business and workplace premises, such as factories, offices, shops and leisure facilities unless a fire has been confirmed. Our control room operators now ask anyone who reports a fire alarm to check whether there is an actual fire or signs of fire, before sending the nearest fire appliance. This does not apply to sleeping premises, such as hospitals, care homes, hotels or domestic dwellings who will receive the full pre-determined attendance (PDA). This change follows the SFRS public consultation in 2021.
- Our Community Safety Advocates and Station personnel undertook **51 Home Fire Safety Visits**. The majority targeted the most at risk in our communities.

For more information please visit:

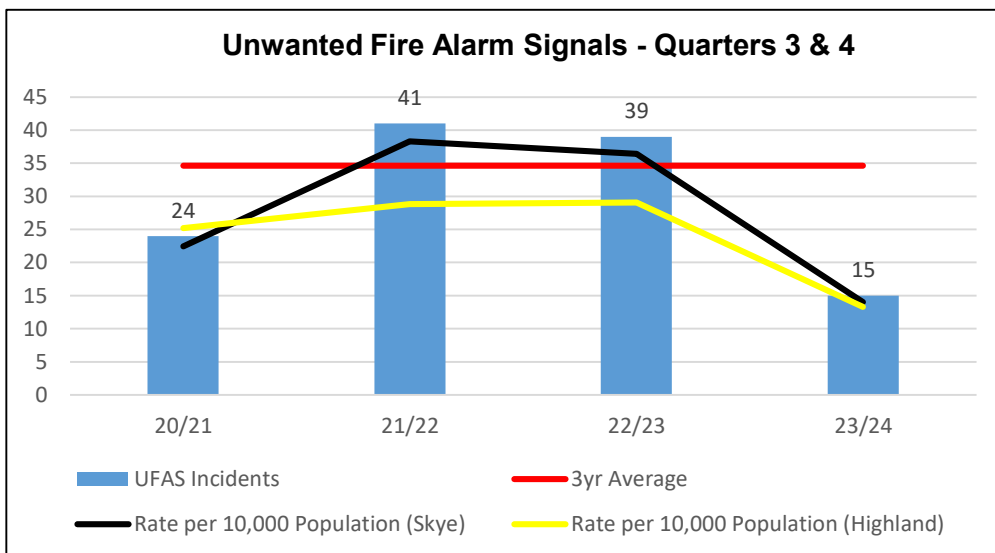
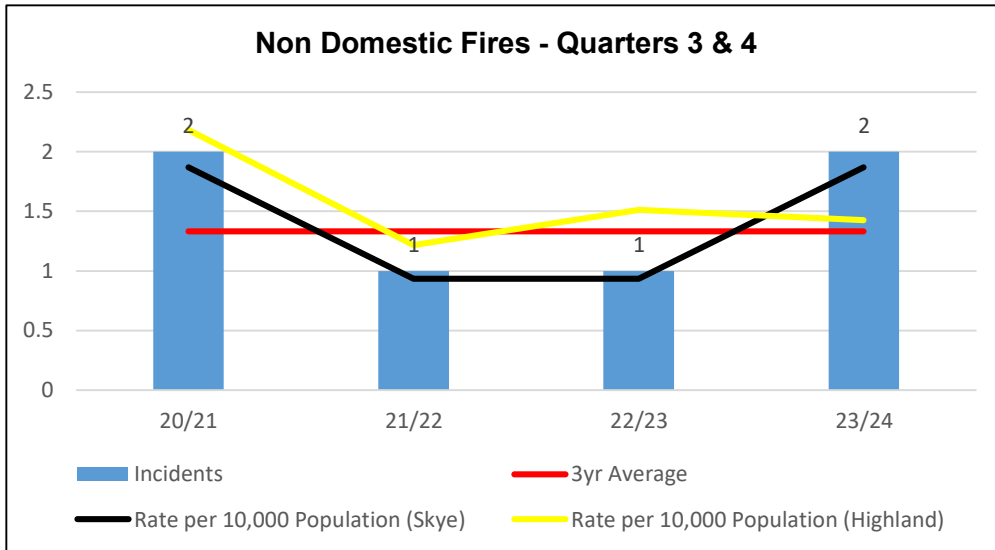
[Scottish Fire & Rescue Service: Unwanted Fire Alarm Signals \(UFAS\) \(firescotland.gov.uk\)](https://firescotland.gov.uk)











## Station Establishment and Availability

- 6 x On-Call Retained Duty System appliances across 6 Stations

These Stations serve the Isle of Skye and Raasay populations.

**\*Please note the availability figures do not include Joint Mobilising availability.**

Station	1 Oct 2023 – 31 Mar 2024 Availability %	Male	Female	Staff
Broadford	47.27%	5	1	6
Dunvegan	52.79%	4	2	6
Portree	90.25%	8	0	8
Raasay	78.67%	6	0	6
Staffin	0%	2	1	3
Uig	50.48%	5	0	5