

Agenda Item	5.a
Report No	BSAC/03/25

The Highland Council

Committee: Badenoch and Strathspey Area Committee

Date: Monday 20th January 2025

Report Title: Grantown Grammar Associated School Group Overview

Report By: Executive Chief Officer, Education & Learning

1. Purpose/Executive Summary

1.1 This report provides an update of key information in relation to the schools within the Grantown Grammar Associated School Group (ASG) and provides useful updated links to further information in relation to these schools.

1.2 The primary schools in this area serve 421 pupils, ELC settings serve 46 children (46 in LA settings as at September Census), with the secondary school serving 352 young people.

2. Recommendations

2.1 Members are asked to:

- i. Scrutinise and note the content of the report

3. Implications – there are no implications

3.1 Resource

3.2 Legal

3.3 Community (Equality, Poverty, Rural and Island)

3.4 Climate Change / Carbon Clever

3.5 Risk

3.6 Health and Safety (risks arising from changes to plant, equipment, process, or people)

3.7 Gaelic

4. School Information

4.1 School website links

Secondary – **Link to Grantown Grammar School website**

Primary [Link to School information on Highland Council website](#)

School	Link to School Webpage
Abernethy Primary	Abernethy Primary Webpage
Carrbridge Primary	Carrbridge Primary Webpage
Deshar Primary	Website under construction
Grantown Primary	Grantown Primary Webpage

4.2 Standards and Quality Reports – latest reports

School	Leadership of change	Learning, teaching and assessment	Ensuring wellbeing, equality and inclusion	Raising attainment and achievement
Grantown Grammar	Good	Good	Good	Satisfactory
Abernethy Primary	Good	Good	Good	Good
Carrbridge Primary	Good	Good	Good	Good
Deshar Primary	Good	Good	Good	Good
Grantown Primary	Satisfactory	Satisfactory	Satisfactory	Satisfactory

ELC	Leadership of change	Learning, teaching and assessment	Ensuring wellbeing, equality and inclusion	Raising attainment and achievement
Abernethy Primary ELC	Good	Satisfactory	Good	Good
Carrbridge Primary ELC	Good	Good	Good	Good
Deshar Primary ELC	Good	Satisfactory	Good	Satisfactory
Grantown Primary ELC	Good	Good	Good	Good

4.3 Education Scotland Inspection reports

School	Date of Latest Published Report	Link to Education Scotland Pages
Grantown Grammar	+ 5 Years	Link
Abernethy Primary	25/09/18	Link
Carrbridge Primary	+ 5 Years	Link
Deshar Primary	02/07/19	Link
Grantown Primary	03/03/20	Link

Education Scotland website shows review and inspection reports in last 5 years, older reports are no longer available to view on the site.

5 School Rolls

5.1 ASG SCHOOL ROLLS – Session 2024-25

Primary School	P1	P2	P3	P4	P5	P6	P7	Total
Abernethy Primary	7	13	17	18	7	15	9	86
Carrbridge Primary	7	14	12	10	10	11	11	75
Deshar Primary	6	3	11	10	5	4	2	41
Grantown Primary	32	23	39	37	23	33	32	219
Total	52	53	79	75	45	63	54	421

School Name	S1	S2	S3	S4	S5	S6	TOTAL S1-S6
Grantown Grammar School	62	73	62	62	58	35	352

5.2 School Roll and Capacity Forecasts

The school roll and capacity forecast for the ASG are in Appendix 1.

6 Attendance/Absence/Exclusions – Session 2022/23

Primary Schools	%Actual Attendance	% Authorised Absences	% Unauthorised Absences	No of Exclusions	Exclusion Rates per 1000 pupils
National Primary(2022-23)	92.2%	5.3%	2.6%	1760	4.5
Highland Primary (2022-23)	92.0%	6.1%	c	c	c
Abernethy Primary	93.0%	4.8%	2.2%	0	0
Carrbridge Primary	96.1%	2.9%	1.0%	0	0
Deshar Primary	93.1%	4.8%	2.1%	0	0
Grantown Primary	93.6%	5.3%	1.1%	0	0

Secondary School	%Actual Attendance	% Authorised Absences	% Unauthorised Absences	No of Exclusions	Exclusion Rates per 1000 pupils
National Secondary (2022-23)	87.7	7.1	5.1	9724	31.5
Highland Secondary (2022-23)	86.8	8.1	4.9	587	42.2
Grantown Grammar	87.4%	8.2%	4.3%	6	16.9

7 Attainment Profile

7.1 Primary Attainment – Pupils Achieving Expected National Curriculum for Excellence Levels - P1,4,7 Combined, Literacy and Numeracy

2023/24	Roll P1/4/7	Reading	Writing	Listening & Talking	Numeracy
National		80.5%	76.2%	87.3%	80.3%
Highland		76.4%	70.9%	86.5%	74.4%
Abernethy Primary	34	70-80%	70-80%	80-90%	80-90%
Carrbridge Primary	28	80-90%	80-90%	90+%	90+%
Deshar Primary	18	c	c	c	c
Grantown Primary	101	80-90%	80-90%	80-90%	70-80%

*c represents small numbers that are suppressed to maintain confidentiality.

2022/23	Roll P1/4/7	Reading	Writing	Listening & Talking	Numeracy
National		80%	75%	87%	80%
Highland		74%	68%	74%	72%
Abernethy Primary	37	50-60%	50-60%	80-90%	70-80%
Carrbridge Primary	29	70-80%	70-80%	80-90%	80-90%
Deshar Primary	17	c	c	c	c
Grantown Primary	100	60-70%	50-60%	70-80%	50-60%

*c represents small numbers that are suppressed to maintain confidentiality.

2021/22	Roll P1/4/7	Reading	Writing	Listening & Talking	Numeracy
National		78%	73%	86%	78%
Highland		71%	63%	81%	69%
Abernethy Primary	32	80-90%	60-70%	90+%	60-70%
Carrbridge Primary	28	90+%	90+%	90+%	90+%
Deshar Primary	18	c	c	c	c
Grantown Primary	92	50-60%	40-50%	70-80%	50-60%

7.2 Secondary Attainment

School leavers Achieving Literacy

Establishment	Year	% Level 4 Literacy	% Level 5 Literacy
Grantown Grammar School	2022	C	78%
Virtual Comparator	2022	C	83%
Grantown Grammar School	2021	C	88%
Virtual Comparator	2021	C	88%
Grantown Grammar School	2020	C	75%
Virtual Comparator	2020	C	85%

School Leavers Achieving Numeracy

Establishment	Year	% Level 4 Numeracy	% Level 5 Numeracy
Grantown Grammar School	2022	C	64%
Virtual Comparator	2022	C	74%
Grantown Grammar School	2021	C	73%
Virtual Comparator	2021	C	78%
Grantown Grammar School	2020	C	62%
Virtual Comparator	2020	C	70%

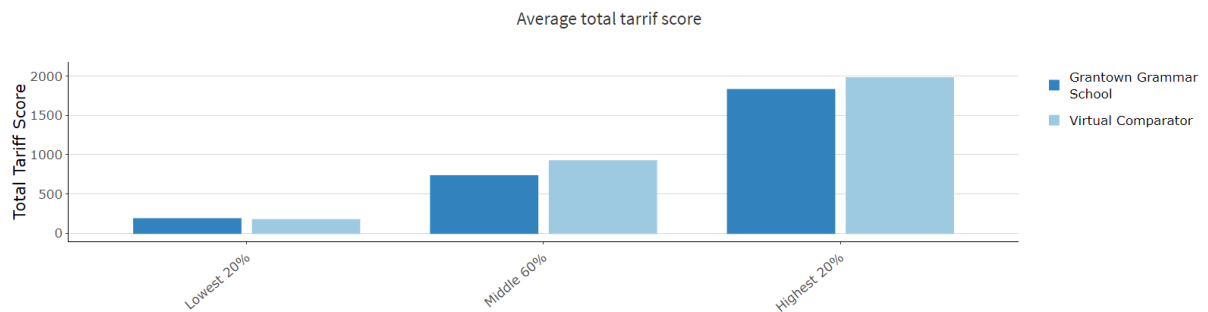
Senior Phase

7.3

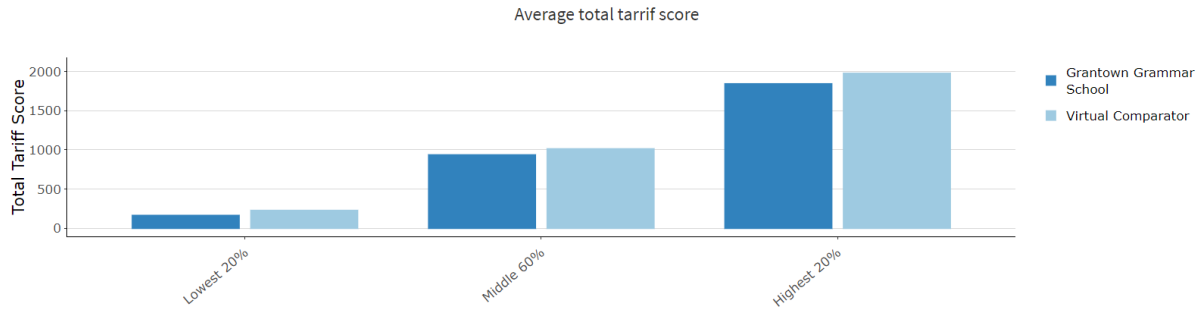
Average Total Tariff Score for Leavers

Establishment	Year	Lowest 20%	Middle 60%	Highest 20%
Grantown Grammar School	2022	182	730	1827
Virtual Comparator	2022	171	920	1977
Grantown Grammar School	2021	163	936	1843
Virtual Comparator	2021	227	1013	1977
Grantown Grammar School	2020	110	815	1861
Virtual Comparator	2020	176	906	1973

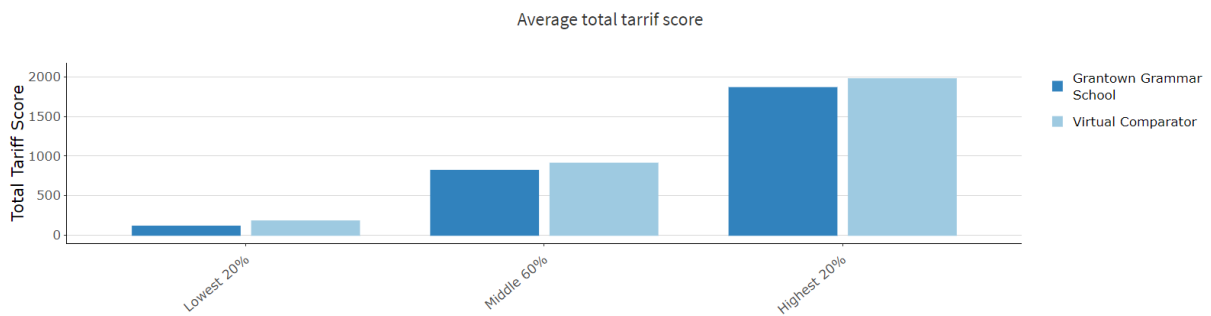
2022



2021



2020



7.4 Pupil Destinations 16+

Leaver destination information is taken from the School Leaver Destination data collected by Skills Development Scotland (SDS) on behalf of the Scottish Government.

	% Positive Destinations		
	2020/21	2021/22	2022/23
Granttown Grammar School	94.34	96.67	96.05
Highland	94.33	94.45	95.27
Scotland	95.48	95.74	95.87

Number of pupils leaving in school year:

Total No. Leavers	Granttown Grammar School	HIGHLAND	SCOTLAND
2020/21	53	2328	50719
2021/22	60	2559	55211
2022/23	76	2474	54719

Destinations of Pupils (%)

DESTINATION	Grantown Grammar School			HIGHLAND			SCOTLAND		
	20/21	21/22	22/23	20/21	21/22	22/23	20/21	21/22	22/23
Higher Education	43.4	48.33	31.58	36.38	34.11	33.10	45.11	41.27	40.3
Further Education	15.09	15.0	19.74	18.08	19.54	20.53	23.29	25.45	26.62
Training	1.89	0	2.63	2.71	1.52	1.9	3.67	2.91	3.35
Employment	33.96	31.66	39.47	36.6	38.73	39.05	22.58	25.12	24.34
Voluntary	0	0	2.63	0.43	0.31	0.53	0.37	0.47	0.52
Activity Agreements	0	0	0	0	0	0	0	0	0
Unemployed Seeking	3.77	1.66	0	3.14	2.89	2.95	2.53	2.32	2.24
Unemployed Not Seeking	1.89	1.66	1.32	2.1	1.76	1.62	1.69	1.55	1.57
Unknown	0	0	2.63	0.43	0.9	0.16	0.3	0.4	0.32

Note: National averages have been calculated from the figures for all available local authority and grant-aided schools, whereas the local authority averages are based on local authority schools only.

Designation: Area Education and Learning Manager

Date: 9.1.2025

Author: Fiona Shearer

Background Papers:

Appendix 1: School Roll and Capacity Forecast for ASG

APPENDIX 1 School Roll and Capacity Forecast for ASG

School Roll Forecast

Grantown Grammar School
Grantown Grammar School

5139120	2023/24	2024/25	2025/26	2026/27	2027/28	2028/29	2029/30	2030/31	2031/32	2032/33	2033/34	2034/35	2035/36	2036/37	2037/38	2038/39
S 1	73	61	54	59	48	75	76	52	61	55	47	45	49	54	54	54
S 2	58	73	60	54	59	48	75	76	52	61	55	47	45	49	54	54
S 3	63	58	73	60	54	59	48	75	76	52	61	55	47	45	49	55
S 4	65	63	58	73	60	54	59	49	75	76	52	61	55	47	45	49
S 5	58	57	55	50	63	52	47	51	42	66	66	46	54	48	41	39
S 6	45	39	38	36	33	42	35	31	34	28	44	44	30	36	32	27
Total Roll	362	351	338	332	317	330	340	334	340	338	325	298	280	279	275	278
Total Capacity	570	570	570	570	570	570	570	570	570	570	570	570	570	570	570	570
Tot Roll - Tot Cap	-208	-219	-232	-238	-253	-240	-230	-236	-230	-232	-245	-272	-290	-291	-295	-292
Tot Roll/Tot Cap %	64%	62%	59%	58%	56%	58%	60%	59%	60%	59%	57%	52%	49%	49%	48%	49%

School Roll Forecast

Grantown Grammar School
Abernethy Primary

5145023	2023/24	2024/25	2025/26	2026/27	2027/28	2028/29	2029/30	2030/31	2031/32	2032/33	2033/34	2034/35	2035/36	2036/37	2037/38	2038/39
P 1	12	11	14	7	7	10	9	10	10	10	10	9	10	10	10	10
P 2	16	12	11	14	7	7	10	10	9	10	10	10	10	10	10	9
P 3	18	16	12	11	13	7	8	10	9	10	10	10	10	10	10	10
P 4	7	18	16	11	12	13	7	8	10	9	11	10	10	10	10	10
P 5	13	7	18	15	12	11	14	7	8	9	10	10	11	10	10	10
P 6	10	13	6	18	16	12	11	14	7	8	9	10	10	11	10	10
P 7	13	10	13	6	18	16	12	11	14	7	8	9	10	11	10	10
Total Roll	89	87	90	82	85	76	71	70	67	63	68	68	71	72	70	69
Total Capacity	100	100	100	100	100	100	100	100	100	100	100	100	100	100	100	100
Tot Roll - Tot Cap	-11	-13	-10	-18	-15	-24	-29	-30	-33	-37	-32	-32	-29	-28	-30	-31
Tot Roll/Tot Cap %	89%	87%	90%	82%	85%	76%	71%	70%	67%	63%	68%	68%	71%	72%	70%	69%

School Roll Forecast

Grantown Grammar School
Carrbridge Primary

5146429	2023/24	2024/25	2025/26	2026/27	2027/28	2028/29	2029/30	2030/31	2031/32	2032/33	2033/34	2034/35	2035/36	2036/37	2037/38	2038/39
P 1	13	11	8	10	8	9	8	8	8	8	8	8	7	8	8	8
P 2	12	13	11	8	10	8	8	9	8	8	8	8	8	8	7	8
P 3	10	12	14	11	7	10	8	8	9	8	8	8	8	8	8	7
P 4	10	10	13	13	11	7	10	8	8	8	9	8	8	8	8	8
P 5	9	10	11	12	13	11	7	10	8	8	8	8	8	9	8	8
P 6	10	10	10	10	12	13	11	7	10	8	8	8	8	8	8	8
P 7	7	10	10	10	10	12	13	10	8	10	7	9	8	8	8	8
Total Roll	71	76	77	74	71	70	65	60	59	58	56	57	55	57	55	55
Total Capacity	75	75	75	75	75	75	75	75	75	75	75	75	75	75	75	75
Tot Roll - Tot Cap	-4	1	2	-1	-4	-5	-10	-15	-16	-17	-19	-18	-20	-18	-20	-20
Tot Roll/Tot Cap %	95%	101%	103%	99%	95%	93%	87%	80%	79%	77%	75%	76%	73%	76%	73%	73%

School Roll Forecast

Grantown Grammar School
Deshar Primary

5145422	2023/24	2024/25	2025/26	2026/27	2027/28	2028/29	2029/30	2030/31	2031/32	2032/33	2033/34	2034/35	2035/36	2036/37	2037/38	2038/39
P 1	3	5	2	2	3	2	4	4	4	5	4	4	5	4	5	4
P 2	11	3	5	2	2	3	2	4	4	5	4	4	5	4	5	4
P 3	9	11	3	5	2	2	3	2	4	4	5	4	5	4	5	4
P 4	5	9	11	3	5	2	2	3	2	4	5	4	5	4	5	4
P 5	4	5	9	11	3	4	3	2	3	2	4	5	4	5	5	4
P 6	2	4	5	9	11	3	4	3	2	3	2	5	4	5	5	4
P 7	5	2	4	5	9	11	3	4	3	2	3	2	5	5	4	5
Total Roll	39	39	39	37	35	27	21	22	22	25	27	28	33	31	34	29
Total Capacity	47	47	47	47	47	47	47	47	47	47	47	47	47	47	47	47
Tot Roll - Tot Cap	-8	-8	-8	-10	-12	-20	-26	-25	-25	-22	-20	-19	-14	-16	-13	-18
Tot Roll/Tot Cap %	83%	83%	83%	79%	74%	57%	45%	47%	47%	53%	57%	60%	70%	66%	72%	62%

School Roll Forecast

Grantown Grammar School

Grantown Primary

5146127	2023/24	2024/25	2025/26	2026/27	2027/28	2028/29	2029/30	2030/31	2031/32	2032/33	2033/34	2034/35	2035/36	2036/37	2037/38	2038/39
P 1	20	31	28	25	24	26	25	26	26	26	26	26	26	25	26	26
P 2	35	20	31	28	24	25	25	26	27	26	26	26	26	26	26	26
P 3	33	35	20	30	28	25	24	26	26	27	26	26	27	26	26	26
P 4	23	33	35	20	30	28	25	24	26	27	26	27	26	27	26	26
P 5	30	23	33	35	19	31	28	25	24	26	27	26	27	27	26	27
P 6	31	30	23	33	34	20	31	27	25	25	26	27	27	26	27	27
P 7	31	31	30	23	33	34	20	31	28	25	24	26	27	27	27	27
Total Roll	203	203	200	194	192	189	178	185	182	182	181	184	186	184	184	185
Total Capacity	254	254	254	254	254	254	254	254	254	254	254	254	254	254	254	254
Tot Roll - Tot Cap	-51	-51	-54	-60	-62	-65	-76	-69	-72	-72	-73	-70	-68	-70	-70	-69
Tot Roll/Tot Cap %	80%	80%	79%	76%	76%	74%	70%	73%	72%	72%	71%	72%	73%	72%	72%	73%