

Agenda Item	5.b
Report No	BSAC/04/25

The Highland Council

Committee: Badenoch and Strathspey Area Committee

Date: 20.1.2025

Report Title: Kingussie High Associated School Group Overview

Report By: Executive Chief Officer, Education & Learning

1. Purpose/Executive Summary

1.1 This report provides an update of key information in relation to the schools within the Kingussie High Associated School Group (ASG) and provides useful updated links to further information in relation to these schools.

1.2 The primary schools in this area serve 442 pupils, ELC settings serve 79 children (54 in LA settings and 25 in Partner settings as at September Census), with the secondary school serving 384 young people.

2. Recommendations

2.1 Members are asked to:

- i. Scrutinise and note the content of the report

3. Implications – there are no implications

3.1 Resource

3.2 Legal

3.3 Community (Equality, Poverty, Rural and Island)

3.4 Climate Change / Carbon Clever

3.5 Risk

3.6 Health and Safety (risks arising from changes to plant, equipment, process, or people)

3.7 Gaelic

4. School Information

4.1 School website links

Secondary – **Link to Kingussie High School website**

Primary [Link to School information on Highland Council website](#)

School	Link to School Webpage
Alvie Primary	Alvie Primary Webpage
Aviemore Primary	Aviemore Primary Webpage
Kingussie Primary	Kingussie Primary Webpage
Newtonmore Primary	Newtonmore Primary Webpage

4.2 Standards and Quality Reports – latest reports

School	Leadership of change	Learning, teaching and assessment	Ensuring wellbeing, equality and inclusion	Raising attainment and achievement
Kingussie High	Good	Good	Good	Very Good
Alvie Primary	Good	Good	Good	Good
Aviemore Primary	Good	Satisfactory	Good	Satisfactory
Kingussie Primary	Satisfactory	Satisfactory	Satisfactory	Satisfactory
Newtonmore Primary	Good	Good	Very Good	Good

ELC	Leadership of change	Learning, teaching and assessment	Ensuring wellbeing, equality and inclusion	Raising attainment and achievement
Aviemore Primary	Good	Satisfactory	Good	Satisfactory
Kingussie Primary	Satisfactory	Satisfactory	Satisfactory	Satisfactory
Newtonmore Primary	Very Good	Very Good	Very Good	Very Good

4.3 Education Scotland Inspection reports

School	Date of Latest Published Report	Link to Education Scotland Pages
Kingussie High	+ 5 Years	Link
Alvie Primary	+ 5 Years	Link
Aviemore Primary	+ 5 Years	Link
Kingussie Primary	08/02/22	Link
Newtonmore Primary	+ 5 Years	Link

Education Scotland website shows review and inspection reports in last 5 years, older reports are no longer available to view on the site.

5 School Rolls

5.1 ASG SCHOOL ROLLS – Session 2024-25

Primary School	P1	P2	P3	P4	P5	P6	P7	Total
Alvie Primary	7	4	7	7	4	11	10	50
Aviemore Primary	27	27	28	32	19	35	45	213
Kingussie Primary	12	7	8	11	11	12	10	71
Newtonmore Primary	7	12	19	21	19	16	14	108
Total	53	50	62	71	53	74	79	442

School Name	S1	S2	S3	S4	S5	S6	TOTAL S1-S6
Kingussie High School	55	82	71	80	50	46	384

5.2 School Roll and Capacity Forecasts

The school roll and capacity forecast for the ASG are in Appendix 1.

6 Attendance/Absence/Exclusions – Session 2022/23

Primary Schools	%Actual Attendance	% Authorised Absences	% Unauthorised Absences	No of Exclusions	Exclusion Rates per 1000 pupils
National Primary(2022-23)	92.2%	5.3%	2.6%	1760	4.5
Highland Primary (2022-23)	92.0%	6.1%	c	c	c
Alvie Primary	90.4%	8.6%	1.0%	0	0
Aviemore Primary	91.4%	6.5%	c	c	c
Kingussie Primary	90.7%	5.2%	c	c	c
Newtonmore Primary	89.7%	6.9%	c	c	c

Secondary School	%Actual Attendance	% Authorised Absences	% Unauthorised Absences	No of Exclusions	Exclusion Rates per 1000 pupils
National Secondary (2022-23)	87.7	7.1	5.1	9724	31.5
Highland Secondary (2022-23)	86.8	8.1	4.9	587	42.2
Kingussie High	87.0%	8.1%	4.9%	8	19.3

7 Attainment Profile

7.1 Primary Attainment – Pupils Achieving Expected National Curriculum for Excellence Levels - P1,4,7 Combined, Literacy and Numeracy

2023/24	Roll P1/4/7	Reading	Writing	Listening & Talking	Numeracy
National		80.5%	76.2%	87.3%	80.3%
Highland		76.4%	70.9%	86.5%	74.4%
Alvie Primary	24	c	c	c	c
Aviemore Primary	104	50-60%	60-70%	80-90%	50-60%

Kingussie Primary	33	70-80%	50-60%	80-90%	70-80%
Newtonmore Primary	42	70-80%	60-70%	80-90%	60-70%

*c represents small numbers that are suppressed to maintain confidentiality.

2022/23	Roll P1/4/7	Reading	Writing	Listening & Talking	Numeracy
National		80%	75%	87%	80%
Highland		74%	68%	74%	72%
Alvie Primary	26	80-90%	70-80%	80-90%	80-90%
Aviemore Primary	122	50-60%	50-60%	60-70%	60-70%
Kingussie Primary	34	70-80%	70-80%	70-80%	70-80%
Newtonmore Primary	53	60-70%	60-70%	80-90%	50-60%

*c represents small numbers that are suppressed to maintain confidentiality.

2021/22	Roll P1/4/7	Reading	Writing	Listening & Talking	Numeracy
National		78%	73%	86%	78%
Highland		71%	63%	81%	69%
Alvie Primary	18	c	c	c	c
Aviemore Primary	103	60-70%	50-60%	70-80%	50-60%
Kingussie Primary	36	70-80%	60-70%	70-80%	80-90%
Newtonmore Primary	52	90+%	60-70%	90+%	70-80%

7.2 Secondary Attainment

School leavers Achieving Literacy

Establishment	Year	% Level 4 Literacy	% Level 5 Literacy
Kingussie High	2022	87%	74%
Virtual Comparator	2022	90%	79%
Kingussie High	2021	89%	71%
Virtual Comparator	2021	90%	80%
Kingussie High	2020	90%	77%
Virtual Comparator	2020	91%	77%

School Leavers Achieving Numeracy

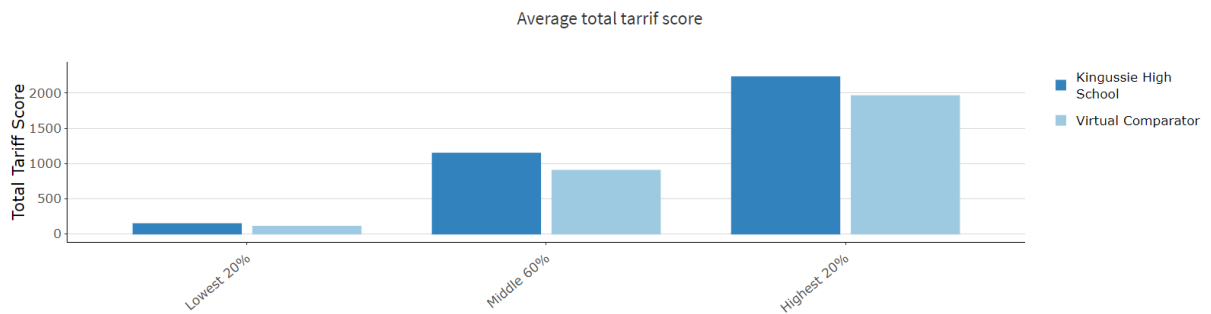
Establishment	Year	% Level 4 Numeracy	% Level 5 Numeracy
Kingussie High	2022	93%	74%
Virtual Comparator	2022	87%	69%
Kingussie High	2021	93%	76%
Virtual Comparator	2021	87%	69%
Kingussie High	2020	C	71%
Virtual Comparator	2020	C	68%

7.3 Senior Phase

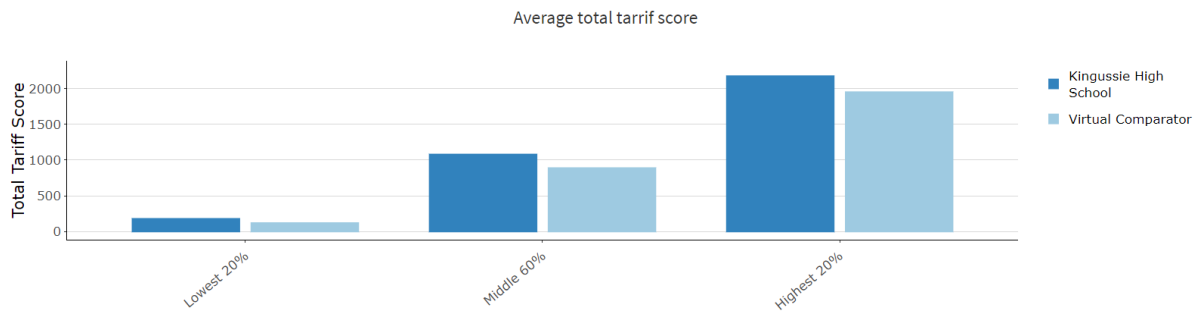
Average Total Tariff Score for Leavers

Establishment	Year	Lowest 20%	Middle 60%	Highest 20%
Kingussie High	2022	139	1142	2228
Virtual Comparator	2022	102	898	1959
Kingussie High	2021	179	1079	2175
Virtual Comparator	2021	120	889	1951
Kingussie High	2020	229	1053	2233
Virtual Comparator	2020	123	877	1958

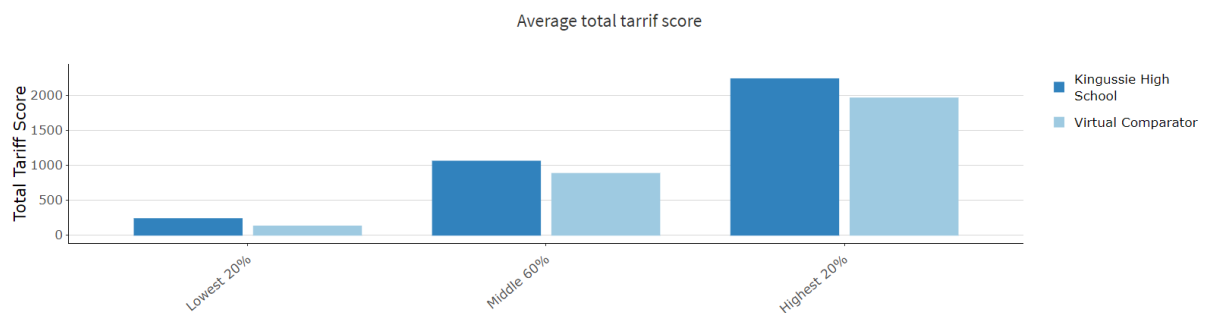
2022



2021



2020



7.4 Pupil Destinations 16+

Leaver destination information is taken from the School Leaver Destination data collected by Skills Development Scotland (SDS) on behalf of the Scottish Government.

	% Positive Destinations		
	2020/21	2021/22	2022/23
Kingussie High	100	94.38	98.57
Highland	94.33	94.45	95.27
Scotland	95.48	95.74	95.87

Number of pupils leaving in school year:

Total No. Leavers	Kingussie High	HIGHLAND	SCOTLAND
2020/21	52	2328	50719
2021/22	89	2559	55211
2022/23	70	2474	54719

Destinations of Pupils (%)

DESTINATION	Kingussie High			HIGHLAND			SCOTLAND		
	20/21	21/22	22/23	20/21	21/22	22/23	20/21	21/22	22/23
Higher Education	40.38	30.33	30.0	36.38	34.11	33.10	45.11	41.27	40.3
Further Education	7.69	20.22	11.43	18.08	19.54	20.53	23.29	25.45	26.62
Training	7.69	1.12	1.43	2.71	1.52	1.9	3.67	2.91	3.35
Employment	44.23	41.57	55.71	36.6	38.73	39.05	22.58	25.12	24.34
Voluntary	0	1.12	0	0.43	0.31	0.53	0.37	0.47	0.52
Activity Agreements	0	0	0	0	0	0	0	0	0
Unemployed Seeking	0	1.12	1.43	3.14	2.89	2.95	2.53	2.32	2.24
Unemployed Not Seeking	0	4.49	0	2.1	1.76	1.62	1.69	1.55	1.57
Unknown	0	0	0	0.43	0.9	0.16	0.3	0.4	0.32

Note: National averages have been calculated from the figures for all available local authority and grant-aided schools, whereas the local authority averages are based on local authority schools only.

Designation: Area Education and Learning Manager

Date: 9.1.25

Author: Fiona Shearer

Background Papers:

Appendix 1: School Roll and Capacity Forecast for ASG

APPENDIX 1 School Roll and Capacity Forecast for ASG

School Roll Forecast Kingussie High School Kingussie High School

5139120	2023/24	2024/25	2025/26	2026/27	2027/28	2028/29	2029/30	2030/31	2031/32	2032/33	2033/34	2034/35	2035/36	2036/37	2037/38	2038/39
S 1	83	64	78	76	55	68	59	48	52	60	47	42	50	57	57	57
S 2	68	83	64	79	76	55	68	59	48	51	60	47	42	50	57	57
S 3	76	68	83	64	78	76	55	68	59	48	51	60	47	42	50	58
S 4	64	76	68	84	64	79	76	55	68	59	48	51	60	47	42	50
S 5	76	56	66	60	73	56	68	66	48	59	51	42	45	52	41	37
S 6	52	50	37	44	40	48	37	45	44	32	39	34	28	30	35	27
Total Roll	419	397	396	407	386	382	363	341	319	309	296	276	272	278	282	286
Total Capacity	660	660	660	660	660	660	660	660	660	660	660	660	660	660	660	660
Tot Roll - Tot Cap	-241	-263	-264	-253	-274	-278	-297	-319	-341	-351	-364	-384	-388	-382	-378	-374
Tot Roll/Tot Cap %	63%	60%	60%	62%	58%	58%	55%	52%	48%	47%	45%	42%	41%	42%	43%	43%

School Roll Forecast Kingussie High School Alvie Primary

5145120	2023/24	2024/25	2025/26	2026/27	2027/28	2028/29	2029/30	2030/31	2031/32	2032/33	2033/34	2034/35	2035/36	2036/37	2037/38	2038/39
P 1	4	5	6	5	4	4	6	5	5	6	5	5	5	5	5	6
P 2	5	4	5	6	5	3	5	5	6	5	6	5	5	5	6	5
P 3	5	5	4	5	6	5	3	5	5	6	5	5	5	6	5	5
P 4	3	5	5	4	5	6	5	3	5	5	5	6	5	5	6	5
P 5	9	3	5	5	4	5	6	5	3	4	6	5	5	6	5	5
P 6	11	9	3	5	5	4	5	5	5	3	5	5	6	5	5	5
P 7	9	11	9	3	5	5	4	5	5	5	3	5	5	5	6	5
Total Roll	46	42	37	33	34	32	34	33	34	34	35	36	36	37	38	36
Total Capacity	71	71	71	71	71	71	71	71	71	71	71	71	71	71	71	71
Tot Roll - Tot Cap	-25	-29	-34	-38	-37	-39	-37	-38	-37	-37	-36	-35	-35	-34	-33	-35
Tot Roll/Tot Cap %	65%	59%	52%	46%	48%	45%	48%	46%	48%	48%	49%	51%	51%	52%	54%	51%

School Roll Forecast
Kingussie High School
Aviemore Primary

5145228	2023/24	2024/25	2025/26	2026/27	2027/28	2028/29	2029/30	2030/31	2031/32	2032/33	2033/34	2034/35	2035/36	2036/37	2037/38	2038/39
P 1	29	27	34	24	23	27	28	29	28	27	28	27	27	27	27	26
P 2	32	29	27	35	24	22	27	29	28	28	27	28	27	28	27	26
P 3	34	32	29	28	35	23	23	27	28	28	28	28	27	28	27	27
P 4	24	34	32	29	29	34	23	23	26	29	28	28	28	28	27	28
P 5	42	24	34	32	30	28	35	23	22	27	28	28	28	28	28	27
P 6	43	42	24	34	33	30	28	34	23	22	26	29	28	28	28	27
P 7	31	43	42	24	35	33	29	28	34	23	22	26	28	28	29	27
Total Roll	235	231	222	206	209	197	193	193	189	184	187	194	193	195	193	188
Total Capacity	284	284	284	284	284	284	284	284	284	284	284	284	284	284	284	284
Tot Roll - Tot Cap	-49	-53	-62	-78	-75	-87	-91	-91	-95	-100	-97	-90	-91	-89	-91	-96
Tot Roll/Tot Cap %	83%	81%	78%	73%	74%	69%	68%	68%	67%	65%	66%	68%	68%	69%	68%	66%

School Roll Forecast
Kingussie High School
Kingussie Primary

5146224	2023/24	2024/25	2025/26	2026/27	2027/28	2028/29	2029/30	2030/31	2031/32	2032/33	2033/34	2034/35	2035/36	2036/37	2037/38	2038/39
P 1	6	11	8	10	6	9	9	9	9	9	9	9	9	9	9	10
P 2	8	6	11	8	10	7	8	9	9	9	9	9	9	9	10	9
P 3	11	8	6	11	8	10	7	8	9	9	9	10	9	9	10	9
P 4	10	11	8	6	11	8	10	7	8	10	9	9	9	10	9	10
P 5	11	10	11	8	7	10	9	10	7	8	9	10	9	10	9	10
P 6	9	11	10	11	9	6	11	8	10	7	8	10	9	10	10	9
P 7	13	9	11	10	12	8	6	11	8	11	6	9	9	10	10	9
Total Roll	68	66	65	64	63	58	60	62	60	63	59	66	63	67	67	66
Total Capacity	125	125	125	125	125	125	125	125	125	125	125	125	125	125	125	125
Tot Roll - Tot Cap	-57	-59	-60	-61	-62	-67	-65	-63	-65	-62	-66	-59	-62	-58	-58	-59
Tot Roll/Tot Cap %	54%	53%	52%	51%	50%	46%	48%	50%	48%	50%	47%	53%	50%	54%	54%	53%

School Roll Forecast
 Kingussie High School
 Newtonmore Primary

5145929	2023/24	2024/25	2025/26	2026/27	2027/28	2028/29	2029/30	2030/31	2031/32	2032/33	2033/34	2034/35	2035/36	2036/37	2037/38	2038/39
P 1	12	11	14	11	12	12	15	15	15	15	15	15	15	15	15	15
P 2	18	12	11	14	11	12	12	15	15	15	15	15	15	15	16	15
P 3	21	18	12	11	14	11	12	12	15	16	15	15	15	15	16	15
P 4	18	21	18	12	11	14	11	12	13	15	15	16	15	15	16	15
P 5	17	18	21	18	12	11	14	11	12	13	16	15	16	15	16	15
P 6	16	17	18	21	18	12	11	14	11	13	13	15	16	16	15	16
P 7	13	16	17	18	21	18	12	11	15	11	12	13	16	15	16	16
Total Roll	115	113	111	105	99	90	87	90	96	98	101	104	108	106	110	107
Total Capacity	122	122	122	122	122	122	122	122	122	122	122	122	122	122	122	122
Tot Roll - Tot Cap	-7	-9	-11	-17	-23	-32	-35	-32	-26	-24	-21	-18	-14	-16	-12	-15
Tot Roll/Tot Cap %	94%	93%	91%	86%	81%	74%	71%	74%	79%	80%	83%	85%	89%	87%	90%	88%