

| | |
|-------------|---------|
| Agenda Item | 10i |
| Report No | LA/9/25 |

The Highland Council

Committee: Lochaber Area Committee

Date: 27th January 2025

Report Title: Ardnamurchan High School Associated School Group Overview

Report By: Assistant Chief Executive, People

1. Purpose/Executive Summary

- 1.1 This report provides an update of key information in relation to the schools within the Ardnamurchan High School Associated School Group (ASG) and provides useful updated links to further information in relation to these schools.
- 1.2 The primary schools in this area serve 112 pupils, ELC settings serve 25 children (25 in LA settings as at September Census), with the secondary school serving 129 young people.

2. Recommendations

- 2.1 Members are asked to:
 - i. Scrutinise and note the content of the report

3. Implications

- 3.1 Resource – There are no implications.
- 3.2 Legal -There are no implications.
- 3.3 Risk - The Service is committed to a on children sustained focus on progress and improvement to mitigate against the risk of under-performance which impacts and young people being able to achieve their full potential.
- 3.4 Health and Safety (risks arising from changes to plant, equipment, process, or people) - There are no health and safety risks arising from this report.
- 3.5 Gaelic – The continued support for Gaelic Medium Education will support progress in Secondary stage.

4. School Information

4.1 School website links

Secondary – [Link to Ardnamurchan High website](#)

Primary [Link to School information on Highland Council website](#)

| School | Link to School Webpage |
|-------------------|------------------------|
| Acharacle Primary | Link |
| Ardgour Primary | Under Construction |
| Kilchoan Primary | Link |
| Lochaline Primary | Link |
| Strontian Primary | Link |

4.2 Standards and Quality Reports – latest reports

| School | Leadership of change | Learning, teaching and assessment | Ensuring wellbeing, equality and inclusion | Raising attainment and achievement |
|-------------------|----------------------|-----------------------------------|--|------------------------------------|
| Acharacle Primary | Very Good | Very Good | Very Good | Good |
| Ardgour Primary | Good | Good | Very Good | Good |
| Kilchoan Primary | Very Good | Very Good | Very Good | Good |
| Lochaline Primary | Good | Good | Good | Good |
| Strontian Primary | Good | Very Good | Very Good | Good |

| ELC | Leadership of change | Learning, teaching and assessment | Ensuring wellbeing, equality and inclusion | Raising attainment and achievement |
|----------------------|----------------------|-----------------------------------|--|------------------------------------|
| Acharacle PS Nursery | Good | Good | Very Good | Good |
| Ardgour PS Nursery | Good | Good | Good | Good |
| Kilchoan PS Nursery | Very Good | Very Good | Very Good | Very Good |
| Lochaline PS Nursery | Good | Good | Good | Good |
| Strontian PS Nursery | Very Good | Very Good | Very Good | Very Good |

4.3 Education Scotland Inspection reports

| School | Date of Latest Published Report | Link to Education Scotland Pages |
|-------------------|---------------------------------|----------------------------------|
| Acharacle Primary | 14/03/23 | Link |
| Ardgour Primary | 21/05/19 | Link |
| Kilchoan Primary | + 5 Years | Link |
| Lochaline Primary | 19/03/19 | Link |
| Strontian Primary | + 5 Years | Link |

Education Scotland website shows review and inspection reports in last 5 years, older reports are no longer available to view on the site.

5 School Rolls

5.1 ASG SCHOOL ROLLS – Session 2024-25

| Primary School | P1 | P2 | P3 | P4 | P5 | P6 | P7 | Total |
|-------------------|----|----|----|----|----|----|----|-------|
| Acharacle Primary | 8 | 5 | 7 | 4 | 13 | 9 | 5 | 51 |
| Ardgour Primary | 3 | 2 | 3 | 2 | 3 | 2 | 3 | 18 |
| Kilchoan Primary | 1 | 2 | 4 | 3 | 2 | 2 | | 14 |
| Lochaline Primary | 3 | 1 | | 1 | | 1 | 2 | 8 |
| Strontian Primary | 2 | 5 | 3 | 1 | 4 | 3 | 3 | 21 |
| Total | 17 | 15 | 17 | 11 | 22 | 17 | 13 | 112 |

| School Name | S1 | S2 | S3 | S4 | S5 | S6 | TOTAL S1-S6 |
|--------------------------|----|----|----|----|----|----|-------------|
| Ardnamurchan High School | 19 | 19 | 22 | 29 | 25 | 15 | 129 |

5.2 School Roll and Capacity Forecasts

The school roll and capacity forecast for the ASG are in Appendix 1.

Attendance/Absence/Exclusions – Session 2022/23

6

| Primary Schools | %Actual Attendance | % Authorised Absences | % Unauthorised Absences | No of Exclusions | Exclusion Rates per 1000 pupils |
|----------------------------|--------------------|-----------------------|-------------------------|------------------|---------------------------------|
| National Primary(2022-23) | 92.2% | 5.3% | 2.6% | 1760 | 4.5 |
| Highland Primary (2022-23) | 92.0% | 6.1% | c | c | c |
| Acharacle Primary | 94.2% | 5.0% | 0.8% | 0 | 0 |
| Ardgour Primary | 93.4% | 4.7% | 1.9% | 0 | 0 |
| Kilchoan Primary | 96.3% | 2.7% | 1.0% | 0 | 0 |
| Lochaline Primary | 95.3% | 4.1% | 0.6% | 0 | 0 |
| Strontian Primary | 92.0% | 6.6% | 1.4% | 0 | 0 |

| Secondary School | %Actual Attendance | % Authorised Absences | % Unauthorised Absences | No of Exclusions | Exclusion Rates per 1000 pupils |
|------------------------------|---------------------------|------------------------------|--------------------------------|-------------------------|--|
| National Secondary (2022-23) | 87.7 | 7.1 | 5.1 | 9724 | 31.5 |
| Highland Secondary (2022-23) | 86.8 | 8.1 | 4.9 | 587 | 42.2 |
| Ardnamurchan High School | 91.9% | 4.9% | c | c | c |

7 Attainment Profile

7.1 Primary Attainment – Pupils Achieving Expected National Curriculum for Excellence Levels - P1,4,7 Combined, Literacy and Numeracy

| 2023/24 | Roll P1/4/7 | Reading | Writing | Listening & Talking | Numeracy |
|-------------------|--------------------|----------------|----------------|--------------------------------|-----------------|
| National | | 80.5% | 76.2% | 87.3% | 80.3% |
| Highland | | 76.4% | 70.9% | 86.5% | 74.4% |
| Acharacle Primary | 17 | c | c | c | c |
| Ardgour Primary | 8 | c | c | c | c |
| Kilchoan Primary | 4 | c | c | c | c |
| Lochaline Primary | 6 | c | c | c | c |
| Strontian Primary | 6 | c | c | c | c |

*c represents small numbers that are suppressed to maintain confidentiality.

| 2022/23 | Roll P1/4/7 | Reading | Writing | Listening & Talking | Numeracy |
|-------------------|--------------------|----------------|----------------|--------------------------------|-----------------|
| National | | 80% | 75% | 87% | 80% |
| Highland | | 74% | 68% | 74% | 72% |
| Acharacle Primary | 23 | c | c | c | c |
| Ardgour Primary | 8 | c | c | c | c |
| Kilchoan Primary | 6 | c | c | c | c |
| Lochaline Primary | 2 | c | c | c | c |
| Strontian Primary | 8 | c | c | c | c |

| 2021/22 | Roll P1/4/7 | Reading | Writing | Listening & Talking | Numeracy |
|-------------------|--------------------|----------------|----------------|--------------------------------|-----------------|
| National | | 78% | 73% | 86% | 78% |
| Highland | | 71% | 63% | 81% | 69% |
| Acharacle Primary | 16 | c | c | c | c |
| Ardgour Primary | 11 | c | c | c | c |
| Kilchoan Primary | 7 | c | c | c | c |
| Lochaline Primary | 5 | c | c | c | c |
| Strontian Primary | 9 | c | c | c | c |

Secondary Attainment

School leavers Achieving Literacy

7.2

| Establishment | Year | % Level 4 Literacy | % Level 5 Literacy |
|--------------------------|------|--------------------|--------------------|
| Ardnamurchan High School | 2022 | c | c |
| Virtual Comparator | 2022 | c | c |
| Ardnamurchan High School | 2021 | 75% | c |
| Virtual Comparator | 2021 | 92% | c |
| Ardnamurchan High School | 2020 | c | c |
| Virtual Comparator | 2020 | c | c |

School Leavers Achieving Numeracy

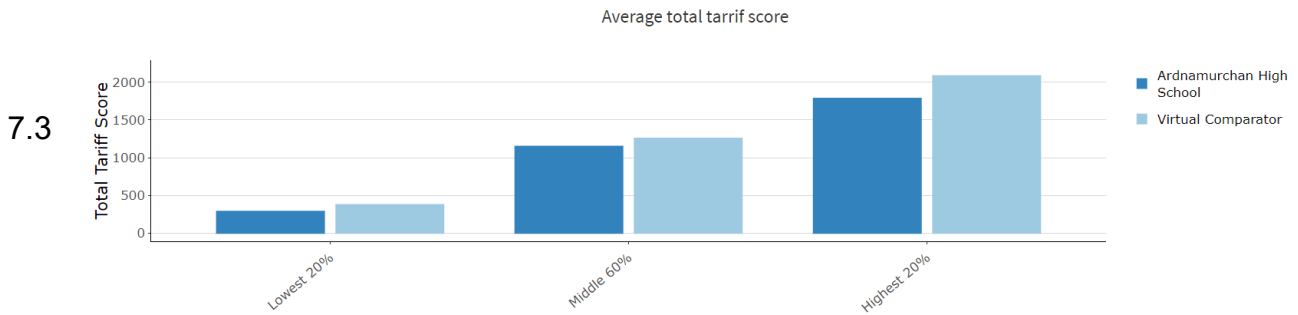
| Establishment | Year | % Level 4 Numeracy | % Level 5 Numeracy |
|--------------------------|------|--------------------|--------------------|
| Ardnamurchan High School | 2022 | c | 83% |
| Virtual Comparator | 2022 | c | 83% |
| Ardnamurchan High School | 2021 | c | 60% |
| Virtual Comparator | 2021 | c | 81% |
| Ardnamurchan High School | 2020 | c | c |
| Virtual Comparator | 2020 | c | c |

Senior Phase

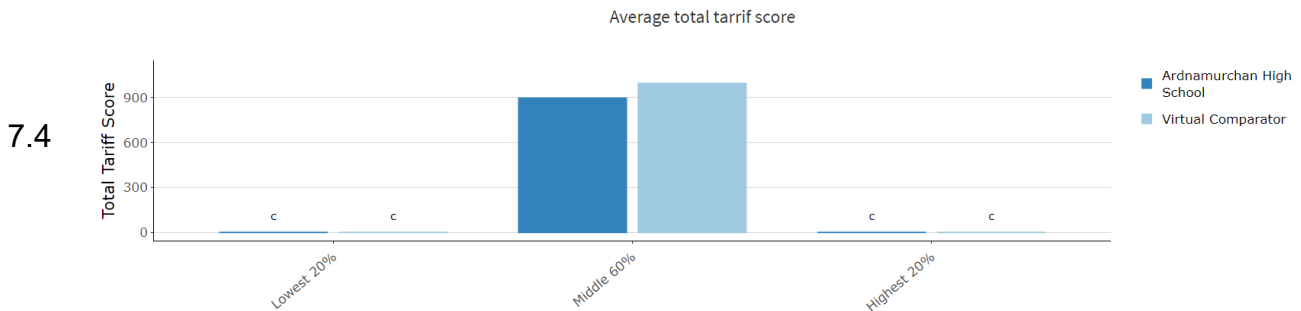
Average Total Tariff Score for Leavers

| Establishment | Year | Lowest 20% | Middle 60% | Highest 20% |
|--------------------------|------|------------|------------|-------------|
| Ardnamurchan High School | 2022 | 286 | 1149 | 1786 |
| Virtual Comparator | 2022 | 375 | 1256 | 2085 |
| Ardnamurchan High School | 2021 | c | 896 | c |
| Virtual Comparator | 2021 | c | 994 | c |
| Ardnamurchan High School | 2020 | c | 968 | c |
| Virtual Comparator | 2020 | c | 887 | c |

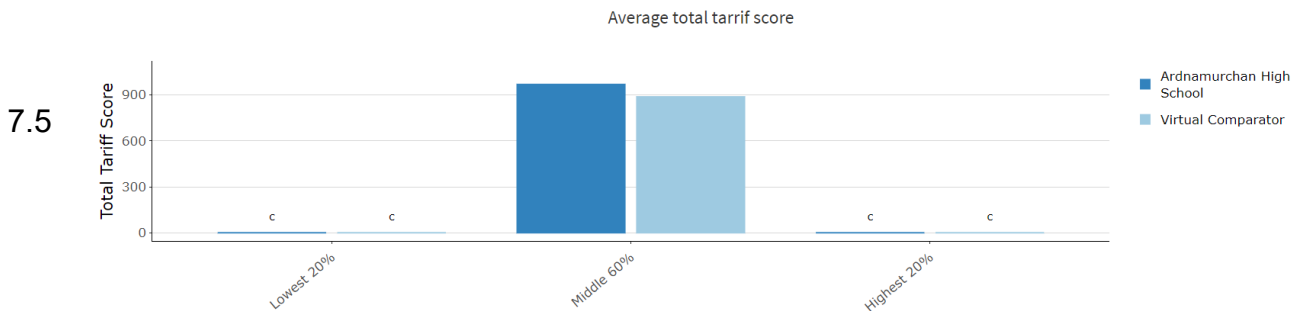
2022



2021



2020



7.6 Pupil Destinations 16+

Leaver destination information is taken from the School Leaver Destination data collected by Skills Development Scotland (SDS) on behalf of the Scottish Government.

| | % Positive Destinations | | |
|--------------------------|-------------------------|---------|---------|
| | 2020/21 | 2021/22 | 2022/23 |
| Ardnamurchan High School | 95.83 | 100 | 100 |
| Highland | 94.33 | 94.45 | 95.27 |
| Scotland | 95.48 | 95.74 | 95.87 |

Number of pupils leaving in school year:

| Total No. Leavers | Ardnamurchan High School | HIGHLAND | SCOTLAND |
|-------------------|--------------------------|----------|----------|
| 2020/21 | 24 | 2328 | 50719 |
| 2021/22 | 20 | 2559 | 55211 |
| 2022/23 | 29 | 2474 | 54719 |

Destinations of Pupils (%)

| DESTINATION | Ardnamurchan High School | | | HIGHLAND | | | SCOTLAND | | |
|------------------------|--------------------------|-------|-------|----------|-------|-------|----------|-------|-------|
| | 20/21 | 21/22 | 22/23 | 20/21 | 21/22 | 22/23 | 20/21 | 21/22 | 22/23 |
| Higher Education | 41.67 | 40.0 | 37.93 | 36.38 | 34.11 | 33.10 | 45.11 | 41.27 | 40.3 |
| Further Education | 4.17 | 15.0 | 6.9 | 18.08 | 19.54 | 20.53 | 23.29 | 25.45 | 26.62 |
| Training | 0 | 0 | 3.45 | 2.71 | 1.52 | 1.9 | 3.67 | 2.91 | 3.35 |
| Employment | 41.67 | 45.0 | 51.72 | 36.6 | 38.73 | 39.05 | 22.58 | 25.12 | 24.34 |
| Voluntary | 8.33 | 0 | 0 | 0.43 | 0.31 | 0.53 | 0.37 | 0.47 | 0.52 |
| Activity Agreements | 0 | 0 | 0 | 0 | 0 | 0 | 0 | 0 | 0 |
| Unemployed Seeking | 4.17 | 0 | 0 | 3.14 | 2.89 | 2.95 | 2.53 | 2.32 | 2.24 |
| Unemployed Not Seeking | 0 | 0 | 0 | 2.1 | 1.76 | 1.62 | 1.69 | 1.55 | 1.57 |
| Unknown | 0 | 0 | 0 | 0.43 | 0.9 | 0.16 | 0.3 | 0.4 | 0.32 |

Note: National averages have been calculated from the figures for all available local authority and grant-aided schools, whereas the local authority averages are based on local authority schools only.

Designation: Area Education and Learning Manager

Date: 27th January 2025

Author: Mhairi Macdonald

Background Papers:

Appendix 1: School Roll and Capacity Forecast for ASG

APPENDIX 1 School Roll and Capacity Forecast for ASG

School Roll Forecast

Ardnamurchan High School

Ardnamurchan High School

| 5139120 | 2023/24 | 2024/25 | 2025/26 | 2026/27 | 2027/28 | 2028/29 | 2029/30 | 2030/31 | 2031/32 | 2032/33 | 2033/34 | 2034/35 | 2035/36 | 2036/37 | 2037/38 | 2038/39 |
|---------------------------|------------|------------|------------|------------|------------|------------|------------|------------|------------|------------|------------|------------|------------|------------|------------|------------|
| S 1 | 14 | 18 | 13 | 17 | 20 | 12 | 16 | 13 | 25 | 14 | 16 | 12 | 14 | 16 | 16 | 16 |
| S 2 | 23 | 14 | 18 | 13 | 17 | 20 | 12 | 16 | 13 | 25 | 14 | 16 | 12 | 14 | 16 | 16 |
| S 3 | 23 | 23 | 14 | 18 | 13 | 17 | 20 | 12 | 16 | 13 | 25 | 14 | 16 | 12 | 14 | 16 |
| S 4 | 25 | 23 | 23 | 14 | 18 | 13 | 17 | 20 | 12 | 16 | 13 | 25 | 14 | 16 | 12 | 14 |
| S 5 | 23 | 22 | 20 | 20 | 12 | 16 | 11 | 15 | 18 | 11 | 14 | 11 | 22 | 12 | 14 | 10 |
| S 6 | 16 | 15 | 14 | 13 | 13 | 8 | 11 | 7 | 10 | 12 | 7 | 9 | 8 | 14 | 8 | 9 |
| Total Roll | 124 | 115 | 102 | 95 | 93 | 86 | 87 | 83 | 94 | 91 | 89 | 87 | 86 | 84 | 80 | 81 |
| Total Capacity | 306 | 306 | 306 | 306 | 306 | 306 | 306 | 306 | 306 | 306 | 306 | 306 | 306 | 306 | 306 | 306 |
| Tot Roll - Tot Cap | -182 | -191 | -204 | -211 | -213 | -220 | -219 | -223 | -212 | -215 | -217 | -219 | -220 | -222 | -226 | -225 |
| Tot Roll/Tot Cap % | 41% | 38% | 33% | 31% | 30% | 28% | 28% | 27% | 31% | 30% | 29% | 28% | 28% | 27% | 26% | 26% |

School Roll Forecast

Ardnamurchan High School

Acharacle Primary

| 5130123 | 2023/24 | 2024/25 | 2025/26 | 2026/27 | 2027/28 | 2028/29 | 2029/30 | 2030/31 | 2031/32 | 2032/33 | 2033/34 | 2034/35 | 2035/36 | 2036/37 | 2037/38 | 2038/39 |
|---------------------------|------------|------------|------------|------------|------------|------------|------------|------------|------------|------------|------------|------------|------------|------------|------------|------------|
| P 1 | 5 | 10 | 7 | 8 | 4 | 6 | 6 | 6 | 7 | 6 | 6 | 6 | 5 | 6 | 6 | 6 |
| P 2 | 7 | 5 | 10 | 7 | 8 | 4 | 6 | 6 | 6 | 6 | 6 | 6 | 6 | 6 | 6 | 5 |
| P 3 | 4 | 7 | 5 | 10 | 7 | 8 | 4 | 6 | 6 | 6 | 6 | 6 | 6 | 6 | 6 | 6 |
| P 4 | 12 | 4 | 7 | 5 | 10 | 7 | 7 | 4 | 6 | 7 | 6 | 6 | 6 | 6 | 6 | 6 |
| P 5 | 9 | 12 | 4 | 7 | 5 | 10 | 6 | 8 | 4 | 6 | 6 | 6 | 6 | 6 | 6 | 6 |
| P 6 | 4 | 9 | 12 | 4 | 7 | 4 | 10 | 7 | 8 | 3 | 6 | 6 | 6 | 6 | 6 | 6 |
| P 7 | 7 | 4 | 9 | 12 | 4 | 7 | 4 | 10 | 7 | 8 | 4 | 6 | 6 | 6 | 6 | 6 |
| Total Roll | 48 | 51 | 54 | 53 | 45 | 46 | 43 | 47 | 44 | 42 | 40 | 42 | 41 | 42 | 42 | 41 |
| Total Capacity | 75 | 75 | 75 | 75 | 75 | 75 | 75 | 75 | 75 | 75 | 75 | 75 | 75 | 75 | 75 | 75 |
| Tot Roll - Tot Cap | -27 | -24 | -21 | -22 | -30 | -29 | -32 | -28 | -31 | -33 | -35 | -33 | -34 | -33 | -33 | -34 |
| Tot Roll/Tot Cap % | 64% | 68% | 72% | 71% | 60% | 61% | 57% | 63% | 59% | 56% | 53% | 56% | 55% | 56% | 56% | 55% |

School Roll Forecast

Ardnamurchan High School

Ardgour Primary

| 5130220 | 2023/24 | 2024/25 | 2025/26 | 2026/27 | 2027/28 | 2028/29 | 2029/30 | 2030/31 | 2031/32 | 2032/33 | 2033/34 | 2034/35 | 2035/36 | 2036/37 | 2037/38 | 2038/39 |
|---------------------------|------------|------------|------------|------------|------------|------------|------------|------------|------------|------------|------------|------------|------------|------------|------------|------------|
| P 1 | 2 | 3 | 2 | 3 | 2 | 2 | 3 | 2 | 3 | 2 | 3 | 2 | 3 | 2 | 2 | 3 |
| P 2 | 4 | 2 | 3 | 2 | 3 | 2 | 2 | 3 | 2 | 3 | 2 | 3 | 2 | 3 | 2 | 3 |
| P 3 | 2 | 4 | 2 | 3 | 2 | 3 | 2 | 2 | 3 | 2 | 3 | 2 | 3 | 2 | 3 | 2 |
| P 4 | 3 | 2 | 4 | 2 | 3 | 2 | 3 | 2 | 2 | 3 | 2 | 3 | 2 | 3 | 2 | 3 |
| P 5 | 2 | 3 | 2 | 4 | 2 | 3 | 2 | 3 | 2 | 2 | 3 | 2 | 3 | 2 | 3 | 2 |
| P 6 | 4 | 2 | 3 | 2 | 4 | 2 | 3 | 2 | 3 | 2 | 2 | 3 | 2 | 3 | 2 | 3 |
| P 7 | 1 | 4 | 2 | 3 | 2 | 4 | 2 | 3 | 2 | 3 | 2 | 2 | 3 | 3 | 2 | 3 |
| Total Roll | 18 | 20 | 18 | 19 | 18 | 18 | 17 | 17 | 17 | 17 | 17 | 17 | 18 | 18 | 16 | 19 |
| Total Capacity | 50 | 50 | 50 | 50 | 50 | 50 | 50 | 50 | 50 | 50 | 50 | 50 | 50 | 50 | 50 | 50 |
| Tot Roll - Tot Cap | -32 | -30 | -32 | -31 | -32 | -32 | -33 | -33 | -33 | -33 | -33 | -33 | -32 | -32 | -34 | -31 |
| Tot Roll/Tot Cap % | 36% | 40% | 36% | 38% | 36% | 36% | 34% | 34% | 34% | 34% | 34% | 34% | 36% | 36% | 32% | 38% |

School Roll Forecast

Ardnamurchan High School

Kilchoan Primary

| 5130921 | 2023/24 | 2024/25 | 2025/26 | 2026/27 | 2027/28 | 2028/29 | 2029/30 | 2030/31 | 2031/32 | 2032/33 | 2033/34 | 2034/35 | 2035/36 | 2036/37 | 2037/38 | 2038/39 |
|---------------------------|------------|------------|------------|------------|------------|------------|------------|------------|------------|------------|------------|------------|------------|------------|------------|------------|
| P 1 | 1 | 1 | 0 | 1 | 2 | 1 | 2 | 1 | 2 | 1 | 1 | 2 | 1 | 2 | 1 | 2 |
| P 2 | 3 | 1 | 1 | 0 | 1 | 2 | 2 | 1 | 1 | 2 | 1 | 2 | 1 | 2 | 1 | 2 |
| P 3 | 4 | 3 | 1 | 1 | 0 | 1 | 2 | 2 | 1 | 1 | 2 | 1 | 2 | 1 | 2 | 1 |
| P 4 | 2 | 4 | 3 | 1 | 1 | 0 | 1 | 3 | 1 | 1 | 2 | 1 | 1 | 2 | 1 | 2 |
| P 5 | 2 | 2 | 4 | 3 | 1 | 1 | 0 | 2 | 2 | 1 | 1 | 2 | 1 | 2 | 1 | 2 |
| P 6 | 1 | 2 | 2 | 4 | 3 | 1 | 1 | 0 | 2 | 2 | 1 | 2 | 1 | 2 | 1 | 2 |
| P 7 | 0 | 1 | 2 | 2 | 4 | 3 | 1 | 1 | 0 | 2 | 2 | 1 | 1 | 2 | 1 | 2 |
| Total Roll | 13 | 14 | 13 | 12 | 12 | 9 | 9 | 10 | 9 | 10 | 10 | 11 | 8 | 13 | 8 | 13 |
| Total Capacity | 25 | 25 | 25 | 25 | 25 | 25 | 25 | 25 | 25 | 25 | 25 | 25 | 25 | 25 | 25 | 25 |
| Tot Roll - Tot Cap | -12 | -11 | -12 | -13 | -13 | -16 | -16 | -15 | -16 | -15 | -15 | -14 | -17 | -12 | -17 | -12 |
| Tot Roll/Tot Cap % | 52% | 56% | 52% | 48% | 48% | 36% | 36% | 40% | 36% | 40% | 40% | 44% | 32% | 52% | 32% | 52% |

School Roll Forecast
 Ardnamurchan High School
 Lochaline Primary

| 5131227 | 2023/24 | 2024/25 | 2025/26 | 2026/27 | 2027/28 | 2028/29 | 2029/30 | 2030/31 | 2031/32 | 2032/33 | 2033/34 | 2034/35 | 2035/36 | 2036/37 | 2037/38 | 2038/39 |
|---------------------------|------------|------------|------------|------------|------------|------------|------------|------------|------------|------------|------------|------------|------------|------------|------------|------------|
| P 1 | 1 | 5 | 4 | 2 | 2 | 3 | 2 | 2 | 2 | 2 | 2 | 2 | 2 | 3 | 2 | 2 |
| P 2 | 0 | 1 | 5 | 4 | 2 | 2 | 3 | 2 | 2 | 2 | 2 | 2 | 3 | 2 | 2 | 2 |
| P 3 | 1 | 0 | 1 | 5 | 4 | 2 | 2 | 3 | 2 | 2 | 2 | 2 | 3 | 2 | 2 | 2 |
| P 4 | 0 | 1 | 0 | 1 | 5 | 4 | 2 | 2 | 3 | 2 | 2 | 2 | 3 | 2 | 2 | 2 |
| P 5 | 1 | 0 | 1 | 0 | 1 | 5 | 4 | 2 | 2 | 3 | 2 | 3 | 2 | 2 | 2 | 2 |
| P 6 | 1 | 1 | 0 | 1 | 0 | 1 | 5 | 4 | 2 | 3 | 2 | 3 | 2 | 2 | 2 | 2 |
| P 7 | 5 | 1 | 1 | 0 | 1 | 0 | 1 | 5 | 4 | 2 | 2 | 3 | 2 | 3 | 2 | 2 |
| Total Roll | 9 | 9 | 12 | 13 | 15 | 17 | 19 | 20 | 17 | 16 | 14 | 17 | 17 | 16 | 14 | 14 |
| Total Capacity | 50 | 50 | 50 | 50 | 50 | 50 | 50 | 50 | 50 | 50 | 50 | 50 | 50 | 50 | 50 | 50 |
| Tot Roll - Tot Cap | -41 | -41 | -38 | -37 | -35 | -33 | -31 | -30 | -33 | -34 | -36 | -33 | -33 | -34 | -36 | -36 |
| Tot Roll/Tot Cap % | 18% | 18% | 24% | 26% | 30% | 34% | 38% | 40% | 34% | 32% | 28% | 34% | 34% | 32% | 28% | 28% |

School Roll Forecast
 Ardnamurchan High School
 Strontian Primary

| 5131324 | 2023/24 | 2024/25 | 2025/26 | 2026/27 | 2027/28 | 2028/29 | 2029/30 | 2030/31 | 2031/32 | 2032/33 | 2033/34 | 2034/35 | 2035/36 | 2036/37 | 2037/38 | 2038/39 |
|---------------------------|------------|------------|------------|------------|------------|------------|------------|------------|------------|------------|------------|------------|------------|------------|------------|------------|
| P 1 | 5 | 6 | 1 | 2 | 2 | 2 | 4 | 3 | 4 | 4 | 4 | 4 | 4 | 4 | 4 | 4 |
| P 2 | 2 | 5 | 6 | 1 | 2 | 2 | 2 | 4 | 4 | 4 | 4 | 3 | 4 | 4 | 4 | 4 |
| P 3 | 1 | 2 | 5 | 6 | 1 | 2 | 2 | 2 | 4 | 4 | 4 | 4 | 4 | 4 | 4 | 4 |
| P 4 | 4 | 1 | 2 | 5 | 6 | 1 | 2 | 2 | 2 | 4 | 4 | 4 | 4 | 4 | 4 | 4 |
| P 5 | 3 | 4 | 1 | 2 | 5 | 6 | 1 | 3 | 2 | 2 | 4 | 4 | 4 | 4 | 4 | 4 |
| P 6 | 3 | 3 | 4 | 1 | 2 | 5 | 6 | 1 | 3 | 2 | 2 | 4 | 4 | 4 | 5 | 4 |
| P 7 | 5 | 3 | 3 | 4 | 1 | 2 | 5 | 6 | 1 | 3 | 2 | 2 | 4 | 4 | 4 | 4 |
| Total Roll | 23 | 24 | 22 | 21 | 19 | 20 | 22 | 21 | 20 | 23 | 24 | 25 | 28 | 28 | 29 | 28 |
| Total Capacity | 50 | 50 | 50 | 50 | 50 | 50 | 50 | 50 | 50 | 50 | 50 | 50 | 50 | 50 | 50 | 50 |
| Tot Roll - Tot Cap | -27 | -26 | -28 | -29 | -31 | -30 | -28 | -29 | -30 | -27 | -26 | -25 | -22 | -22 | -21 | -22 |
| Tot Roll/Tot Cap % | 46% | 48% | 44% | 42% | 38% | 40% | 44% | 42% | 40% | 46% | 48% | 50% | 56% | 56% | 58% | 56% |