

Agenda Item	10iii
Report No	LA/11/25

# The Highland Council

**Committee:** Lochaber Area Committee

**Date:** 27<sup>th</sup> January 2025

**Report Title:** Mallaig High School Associated School Group Overview

**Report By:** Assistant Chief Executive- People

## 1. Purpose/Executive Summary

- 1.1 This report provides an update of key information in relation to the schools within the Mallaig High School Associated School Group (ASG) and provides useful updated links to further information in relation to these schools.
- 1.2 The primary schools in this area serve 129 pupils, ELC settings serve 17 children (17 in LA settings as at September Census), with the secondary school serving 101 young people.

## 2. Recommendations

- 2.1 Members are asked to:
  - i. Scrutinise and note the content of the report

## 3. Implications

- 3.1 Resource - There are no financial implications in this report.
- 3.2 Legal – There is no implication in this report.
- 3.3 Risk - The Service is committed to a on children sustained focus on progress and improvement to mitigate against the risk of under-performance which impacts and young people being able to achieve their full potential.
- 3.4 Health and Safety (risks arising from changes to plant, equipment, process, or people) - There are no health and safety risks arising from this report.
- 3.5 Gaelic – Continued support for Gaelic Medium Education in Mallaig Primary will support progress in Secondary.

#### 4. School Information

##### 4.1 School website links

Secondary – [Link to Mallaig High School website](#)

Primary [Link to School information on Highland Council website](#)

School	Link to School Webpage
Arisaig Primary	<a href="#">Link</a>
Eigg Primary	<a href="#">Link</a>
Inverie Primary	<a href="#">Link</a>
Lady Lovat Primary	<a href="#">Link</a>
Mallaig Primary	<a href="#">Link</a>
Muck Primary	<a href="#">Link</a>
Rum Primary	<a href="#">Link</a>

##### 4.2 Standards and Quality Reports – latest reports

School	Leadership of change	Learning, teaching and assessment	Ensuring wellbeing, equality and inclusion	Raising attainment and achievement
Arisaig Primary	Good	Good	Good	Good
Eigg Primary	Satisfactory	Satisfactory	Good	Good
Inverie Primary	Good	Good	Good	Good
Lady Lovat Primary	Good	Good	Good	Good
Mallaig Primary	Good	Good	Good	Good
Muck Primary	Very Good	Very Good	Very Good	Very Good
Rum Primary	Very Good	Very Good	Very Good	Very Good

ELC	Leadership of change	Learning, teaching and assessment	Ensuring wellbeing, equality and inclusion	Raising attainment and achievement
Arisaig PS Nursery	Very Good	Very Good	Very Good	Very Good
Eigg PS Nursery	Satisfactory	Satisfactory	Good	Good
Inverie PS Nursery	Good	Good	Good	Good
Mallaig PS Nursery	Good	Very Good	Very Good	Very Good
Muck PS Nursery	Very Good	Very Good	Very Good	Very Good

### 4.3 Education Scotland Inspection reports

School	Date of Latest Published Report	Link to Education Scotland Pages
Arisaig Primary	07/02/23	<a href="#">Link</a>
Eigg Primary	+ 5 Years	<a href="#">Link</a>
Inverie Primary	+ 5 Years	<a href="#">Link</a>
Lady Lovat Primary	+ 5 Years	<a href="#">Link</a>
Mallaig Primary	+ 5 Years	<a href="#">Link</a>
Muck Primary	+ 5 Years	<a href="#">Link</a>
Rum Primary	27/06/23	<a href="#">Link</a>

Education Scotland website shows review and inspection reports in last 5 years, older reports are no longer available to view on the site.

## 5 School Rolls

### 5.1 ASG SCHOOL ROLLS – Session 2024-25

Primary School	P1	P2	P3	P4	P5	P6	P7	Total
Arisaig Primary	2	3	3	6	1	3	4	22
Eigg Primary	3	1	1	1	2		2	10
Inverie Primary	2	2	1			3	1	9
Lady Lovat Primary	1	1	1	2	1	3	4	13
Mallaig Primary	6	14	11	12	7	7	8	65
Muck Primary	1	2	1	1				5
Rum Primary	1	1	1		2			5
Total	16	24	19	22	13	16	19	129

### 5.2

School Name	S1	S2	S3	S4	S5	S6	TOTAL S1-S6
Mallaig High School	20	19	14	22	18	8	101

### School Roll and Capacity Forecasts

The school roll and capacity forecast for the ASG are in Appendix 1.

## 6

### Attendance/Absence/Exclusions – Session 2022/23

Primary Schools	%Actual Attendance	% Authorised Absences	% Unauthorised Absences	No of Exclusions	Exclusion Rates per 1000 pupils
National Primary(2022-23)	92.2%	5.3%	2.6%	1760	4.5
Highland Primary (2022-23)	92.0%	6.1%	c	c	c
Arisaig Primary	93.7%	4.5%	1.8%	0	0
Eigg Primary	96.0%	c	c	0	0
Inverie Primary	89.5%	6.5%	4.1%	0	0
Lady Lovat Primary	94.0%	4.5%	1.4%	0	0
Mallaig Primary	91.6%	6.8%	1.6%	0	0
Muck Primary	c	c	c	0	0
Rum Primary	94.5%	c	c	0	0

<b>Secondary School</b>	<b>%Actual Attendance</b>	<b>% Authorised Absences</b>	<b>% Unauthorised Absences</b>	<b>No of Exclusions</b>	<b>Exclusion Rates per 1000 pupils</b>
National Secondary (2022-23)	87.7	7.1	5.1	9724	31.5
Highland Secondary (2022-23)	86.8	8.1	4.9	587	42.2
Mallaig High School	89.3%	6.6%	4.1%	0	0

## 7 Attainment Profile

### 7.1 Primary Attainment – Pupils Achieving Expected National Curriculum for Excellence Levels - P1,4,7 Combined, Literacy and Numeracy

<b>2023/24</b>	<b>Roll P1/4/7</b>	<b>Reading</b>	<b>Writing</b>	<b>Listening &amp; Talking</b>	<b>Numeracy</b>
<b>National</b>		80.5%	76.2%	87.3%	80.3%
<b>Highland</b>		76.4%	70.9%	86.5%	74.4%
Arisaig Primary	12	c	c	c	c
Eigg Primary	6	c	c	c	c
Inverie Primary	3	c	c	c	c
Lady Lovat Primary	7	c	c	c	c
Mallaig Primary	26	c	c	c	c
Muck Primary	2	c	c	c	c
Rum Primary	1	c	c	c	c

\*c represents small numbers that are suppressed to maintain confidentiality.

<b>2022/23</b>	<b>Roll P1/4/7</b>	<b>Reading</b>	<b>Writing</b>	<b>Listening &amp; Talking</b>	<b>Numeracy</b>
<b>National</b>		80%	75%	87%	80%
<b>Highland</b>		74%	68%	74%	72%
Arisaig Primary	13	c	c	c	c
Eigg Primary	2	c	c	c	c
Inverie Primary	5	c	c	c	c
Lady Lovat Primary	4	c	c	c	c
Mallaig Primary	27	c	c	c	c
Muck Primary	3	c	c	c	c
Rum Primary	2	c	c	c	c

2021/22	Roll P1/4/7	Reading	Writing	Listening & Talking	Numeracy
<b>National</b>		78%	73%	86%	78%
<b>Highland</b>		71%	63%	81%	69%
Arisaig Primary	17	c	c	c	c
Eigg Primary	3	c	c	c	c
Inverie Primary	1	c	c	c	c
Lady Lovat Primary	8	c	c	c	c
Mallaig Primary	25	c	c	c	c
Muck Primary	1	-	-	-	-
Rum Primary	-	-	-	-	-

## 7.2 Secondary Attainment

### School leavers Achieving Literacy

Establishment	Year	% Level 4 Literacy	% Level 5 Literacy
Mallaig High School	2022	C	C
Virtual Comparator	2022	C	C
Mallaig High School	2021	C	C
Virtual Comparator	2021	C	C
Mallaig High School	2020	C	C
Virtual Comparator	2020	C	C

### School Leavers Achieving Numeracy

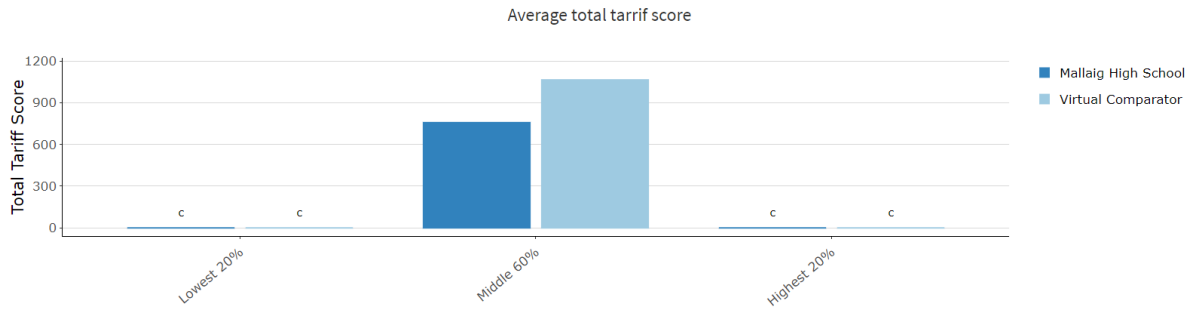
Establishment	Year	% Level 4 Numeracy	% Level 5 Numeracy
Mallaig High School	2022	C	74%
Virtual Comparator	2022	C	74%
Mallaig High School	2021	C	C
Virtual Comparator	2021	C	C
Mallaig High School	2020	76%	76%
Virtual Comparator	2020	94%	78%

## Senior Phase

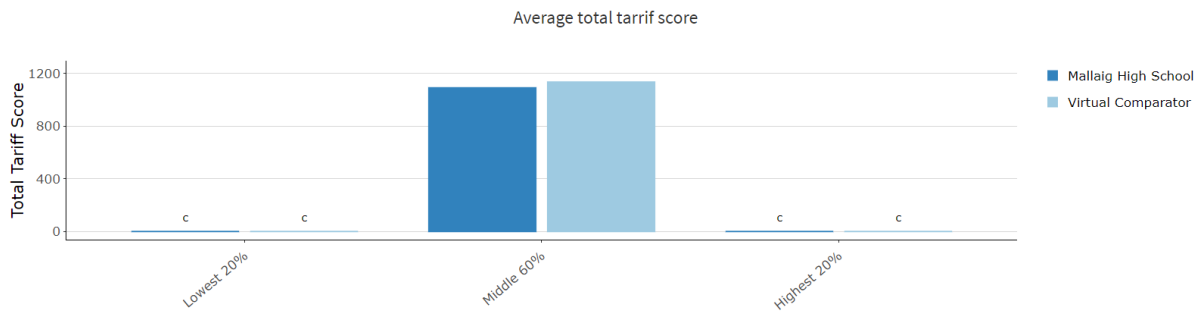
### Average Total Tariff Score for Leavers

Establishment	Year	Lowest 20%	Middle 60%	Highest 20%
Mallaig High School	2022	C	757	C
Virtual Comparator	2022	C	1064	C
Mallaig High School	2021	C	1091	C
Virtual Comparator	2021	C	1135	C
Mallaig High School	2020	215	1050	1865
Virtual Comparator	2020	202	1042	1960

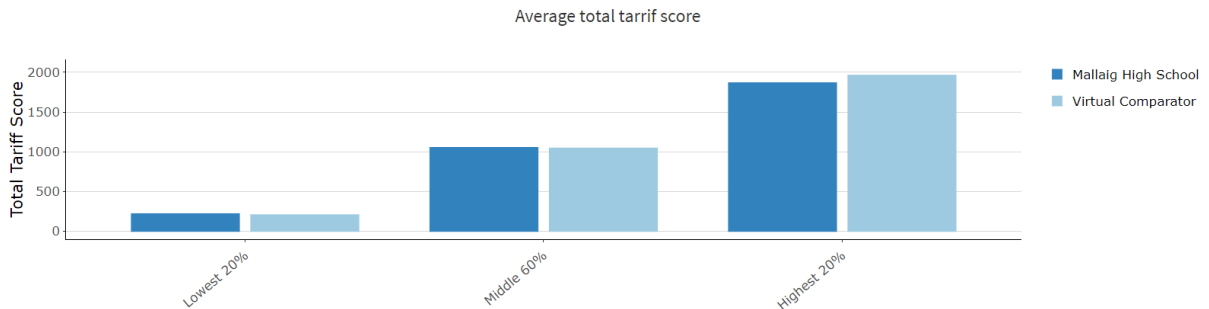
### 7.3 2022



### 7.4 2021



### 7.5 2020



### 7.6 Pupil Destinations 16+

Leaver destination information is taken from the School Leaver Destination data collected by Skills Development Scotland (SDS) on behalf of the Scottish Government.

	% Positive Destinations		
	2020/21	2021/22	2022/23
Mallaig High School	96.55	94.12	100
Highland	94.33	94.45	95.27
Scotland	95.48	95.74	95.87

Number of pupils leaving in school year:

Total No. Leavers	Mallaig High School	HIGHLAND	SCOTLAND
2020/21	29	2328	50719
2021/22	17	2559	55211
2022/23	19	2474	54719

## Destinations of Pupils (%)

DESTINATION	Mallaig High School			HIGHLAND			SCOTLAND		
	20/21	21/22	22/23	20/21	21/22	22/23	20/21	21/22	22/23
Higher Education	41.38	29.41	31.58	36.38	34.11	33.10	45.11	41.27	40.3
Further Education	13.79	17.64	36.84	18.08	19.54	20.53	23.29	25.45	26.62
Training	3.45	0	0	2.71	1.52	1.9	3.67	2.91	3.35
Employment	37.93	47.05	31.58	36.6	38.73	39.05	22.58	25.12	24.34
Voluntary	0	0	0	0.43	0.31	0.53	0.37	0.47	0.52
Activity Agreements	0	0	0	0	0	0	0	0	0
Unemployed Seeking	0	0	0	3.14	2.89	2.95	2.53	2.32	2.24
Unemployed Not Seeking	3.45	0	0	2.1	1.76	1.62	1.69	1.55	1.57
Unknown	0	5.88	0	0.43	0.9	0.16	0.3	0.4	0.32

***Note:** National averages have been calculated from the figures for all available local authority and grant-aided schools, whereas the local authority averages are based on local authority schools only.*

Designation: Area Education and Learning Manager

Date: 20<sup>th</sup> January 2025

Author: Mhairi Macdonald

Background Papers:

Appendix 1: School Roll and Capacity Forecast for ASG

## APPENDIX 1 School Roll and Capacity Forecast for ASG

### School Roll Forecast

Mallaig High School

Mallaig High School

5139120	2023/24	2024/25	2025/26	2026/27	2027/28	2028/29	2029/30	2030/31	2031/32	2032/33	2033/34	2034/35	2035/36	2036/37	2037/38	2038/39
S 1	20	21	19	17	12	21	19	23	20	14	12	6	9	13	13	13
S 2	12	20	21	19	17	11	21	19	22	20	14	12	6	9	13	13
S 3	24	12	20	21	19	17	11	21	19	23	20	15	12	6	9	14
S 4	18	24	12	19	21	18	16	11	21	19	22	20	14	12	6	9
S 5	12	15	21	10	17	18	16	14	10	18	16	20	17	13	11	5
S 6	15	8	10	14	7	11	12	10	9	6	12	11	13	11	8	7
<b>Total Roll</b>	<b>101</b>	<b>100</b>	<b>103</b>	<b>100</b>	<b>93</b>	<b>96</b>	<b>95</b>	<b>98</b>	<b>101</b>	<b>100</b>	<b>96</b>	<b>84</b>	<b>71</b>	<b>64</b>	<b>60</b>	<b>61</b>
<b>Total Capacity</b>	<b>255</b>	<b>255</b>	<b>255</b>	<b>255</b>	<b>255</b>	<b>255</b>	<b>255</b>	<b>255</b>	<b>255</b>	<b>255</b>	<b>255</b>	<b>255</b>	<b>255</b>	<b>255</b>	<b>255</b>	<b>255</b>
Tot Roll - Tot Cap	-154	-155	-152	-155	-162	-159	-160	-157	-154	-155	-159	-171	-184	-191	-195	-194
<b>Tot Roll/Tot Cap %</b>	<b>40%</b>	<b>39%</b>	<b>40%</b>	<b>39%</b>	<b>36%</b>	<b>38%</b>	<b>37%</b>	<b>38%</b>	<b>40%</b>	<b>39%</b>	<b>38%</b>	<b>33%</b>	<b>28%</b>	<b>25%</b>	<b>24%</b>	<b>24%</b>

### School Roll Forecast

Mallaig High School

Arisaig Primary

5133327	2023/24	2024/25	2025/26	2026/27	2027/28	2028/29	2029/30	2030/31	2031/32	2032/33	2033/34	2034/35	2035/36	2036/37	2037/38	2038/39
P 1	4	3	5	5	2	4	3	4	3	3	4	3	3	3	4	3
P 2	4	4	3	5	4	3	3	4	3	4	3	3	4	3	3	3
P 3	9	4	4	3	5	4	3	3	4	3	4	3	3	4	3	4
P 4	1	9	4	4	3	5	4	2	4	3	4	3	4	3	4	3
P 5	4	1	9	4	4	3	4	5	2	3	4	3	4	3	4	3
P 6	4	4	1	9	4	3	3	5	4	2	4	3	4	3	4	3
P 7	3	4	4	1	9	3	4	3	5	4	2	4	3	4	3	4
<b>Total Roll</b>	<b>29</b>	<b>29</b>	<b>30</b>	<b>31</b>	<b>31</b>	<b>25</b>	<b>24</b>	<b>26</b>	<b>25</b>	<b>22</b>	<b>25</b>	<b>22</b>	<b>25</b>	<b>23</b>	<b>25</b>	<b>23</b>
<b>Total Capacity</b>	<b>48</b>	<b>48</b>	<b>48</b>	<b>48</b>	<b>48</b>	<b>48</b>	<b>48</b>	<b>48</b>	<b>48</b>	<b>48</b>	<b>48</b>	<b>48</b>	<b>48</b>	<b>48</b>	<b>48</b>	<b>48</b>
Tot Roll - Tot Cap	-19	-19	-18	-17	-17	-23	-24	-22	-23	-26	-23	-26	-23	-25	-23	-25
<b>Tot Roll/Tot Cap %</b>	<b>60%</b>	<b>60%</b>	<b>63%</b>	<b>65%</b>	<b>65%</b>	<b>52%</b>	<b>50%</b>	<b>54%</b>	<b>52%</b>	<b>46%</b>	<b>52%</b>	<b>46%</b>	<b>52%</b>	<b>48%</b>	<b>52%</b>	<b>48%</b>



School Roll Forecast  
Mallaig High School  
Elgg Primary

5133629	2023/24	2024/25	2025/26	2026/27	2027/28	2028/29	2029/30	2030/31	2031/32	2032/33	2033/34	2034/35	2035/36	2036/37	2037/38	2038/39
P 1	1	3	2	0	0	0	1	1	1	1	1	1	1	1	1	1
P 2	1	1	3	2	0	0	0	1	1	1	1	1	1	1	1	1
P 3	1	1	1	3	2	0	0	0	1	1	1	1	1	1	1	1
P 4	2	1	1	1	3	2	0	0	1	1	1	0	1	2	1	1
P 5	0	2	1	1	1	3	2	1	0	0	1	1	1	1	1	1
P 6	2	0	2	1	1	1	3	3	0	0	0	1	1	1	2	1
P 7	0	2	0	2	1	1	1	3	3	0	0	0	1	1	1	1
<b>Total Roll</b>	<b>7</b>	<b>10</b>	<b>10</b>	<b>10</b>	<b>8</b>	<b>7</b>	<b>7</b>	<b>9</b>	<b>7</b>	<b>4</b>	<b>5</b>	<b>5</b>	<b>7</b>	<b>8</b>	<b>8</b>	<b>7</b>
<b>Total Capacity</b>	<b>25</b>	<b>25</b>	<b>25</b>	<b>25</b>	<b>25</b>	<b>25</b>	<b>25</b>	<b>25</b>	<b>25</b>	<b>25</b>	<b>25</b>	<b>25</b>	<b>25</b>	<b>25</b>	<b>25</b>	<b>25</b>
Tot Roll - Tot Cap	-18	-15	-15	-15	-17	-18	-18	-16	-18	-21	-20	-20	-18	-17	-17	-18
<b>Tot Roll/Tot Cap %</b>	<b>28%</b>	<b>40%</b>	<b>40%</b>	<b>40%</b>	<b>32%</b>	<b>28%</b>	<b>28%</b>	<b>36%</b>	<b>28%</b>	<b>16%</b>	<b>20%</b>	<b>20%</b>	<b>28%</b>	<b>32%</b>	<b>32%</b>	<b>28%</b>

School Roll Forecast  
Mallaig High School  
Inverie Primary

5134226	2023/24	2024/25	2025/26	2026/27	2027/28	2028/29	2029/30	2030/31	2031/32	2032/33	2033/34	2034/35	2035/36	2036/37	2037/38	2038/39
P 1	2	4	2	1	0	0	1	1	0	1	1	1	0	1	1	1
P 2	1	2	4	2	1	0	0	0	1	1	1	1	0	1	1	0
P 3	0	1	2	4	2	1	0	0	0	1	1	1	1	0	1	1
P 4	0	0	1	2	4	2	0	0	0	1	1	1	1	0	1	1
P 5	3	0	0	1	2	3	2	1	0	0	1	0	1	1	1	0
P 6	1	3	0	0	1	1	4	2	1	0	0	0	1	1	1	0
P 7	2	1	3	0	0	1	1	4	2	1	0	0	0	1	1	1
<b>Total Roll</b>	<b>9</b>	<b>11</b>	<b>12</b>	<b>10</b>	<b>10</b>	<b>8</b>	<b>8</b>	<b>8</b>	<b>4</b>	<b>5</b>	<b>5</b>	<b>4</b>	<b>4</b>	<b>5</b>	<b>7</b>	<b>4</b>
<b>Total Capacity</b>	<b>21</b>	<b>21</b>	<b>21</b>	<b>21</b>	<b>21</b>	<b>21</b>	<b>21</b>	<b>21</b>	<b>21</b>	<b>21</b>	<b>21</b>	<b>21</b>	<b>21</b>	<b>21</b>	<b>21</b>	<b>21</b>
Tot Roll - Tot Cap	-12	-10	-9	-11	-11	-13	-13	-13	-17	-16	-16	-17	-17	-16	-14	-17
<b>Tot Roll/Tot Cap %</b>	<b>43%</b>	<b>52%</b>	<b>57%</b>	<b>48%</b>	<b>48%</b>	<b>38%</b>	<b>38%</b>	<b>38%</b>	<b>19%</b>	<b>24%</b>	<b>24%</b>	<b>19%</b>	<b>19%</b>	<b>24%</b>	<b>33%</b>	<b>19%</b>

School Roll Forecast  
Mallaig High School  
Lady Lovat Primary

5134625	2023/24	2024/25	2025/26	2026/27	2027/28	2028/29	2029/30	2030/31	2031/32	2032/33	2033/34	2034/35	2035/36	2036/37	2037/38	2038/39
P 1	0	0	0	1	0	0	1	0	0	0	0	1	0	0	0	1
P 2	0	0	0	0	1	0	0	0	1	0	0	0	1	0	0	0
P 3	0	0	0	0	0	1	0	0	0	1	0	0	0	1	0	0
P 4	1	0	0	0	0	0	1	0	0	0	1	0	0	0	1	0
P 5	3	1	0	0	0	0	0	1	0	0	0	1	0	0	0	1
P 6	4	3	1	0	0	0	0	0	1	0	0	0	0	1	0	0
P 7	3	4	3	1	0	0	0	0	0	1	0	0	0	0	1	0
<b>Total Roll</b>	<b>11</b>	<b>8</b>	<b>4</b>	<b>2</b>	<b>1</b>	<b>1</b>	<b>2</b>	<b>1</b>	<b>2</b>	<b>2</b>	<b>1</b>	<b>2</b>	<b>1</b>	<b>2</b>	<b>2</b>	<b>2</b>
<b>Total Capacity</b>	<b>34</b>	<b>34</b>	<b>34</b>	<b>34</b>	<b>34</b>	<b>34</b>	<b>34</b>	<b>34</b>	<b>34</b>	<b>34</b>	<b>34</b>	<b>34</b>	<b>34</b>	<b>34</b>	<b>34</b>	<b>34</b>
Tot Roll - Tot Cap	-23	-26	-30	-32	-33	-33	-32	-33	-32	-32	-33	-32	-33	-32	-32	-32
<b>Tot Roll/Tot Cap %</b>	<b>32%</b>	<b>24%</b>	<b>12%</b>	<b>6%</b>	<b>3%</b>	<b>3%</b>	<b>6%</b>	<b>3%</b>	<b>6%</b>	<b>6%</b>	<b>3%</b>	<b>6%</b>	<b>3%</b>	<b>6%</b>	<b>6%</b>	<b>6%</b>

School Roll Forecast  
Mallaig High School  
Mallaig Primary

5136423	2023/24	2024/25	2025/26	2026/27	2027/28	2028/29	2029/30	2030/31	2031/32	2032/33	2033/34	2034/35	2035/36	2036/37	2037/38	2038/39
P 1	15	8	6	7	5	5	7	7	7	7	6	6	6	6	6	6
P 2	11	15	8	5	8	4	5	7	7	6	7	6	6	6	6	6
P 3	12	11	14	9	5	7	5	5	7	7	6	7	6	7	6	6
P 4	6	12	11	14	8	5	7	5	5	7	6	7	7	6	7	6
P 5	7	6	11	11	14	8	5	7	4	5	7	6	7	6	7	6
P 6	8	7	6	11	11	14	7	5	7	4	4	7	7	6	7	6
P 7	11	8	6	6	12	10	14	7	5	7	3	5	7	6	7	6
<b>Total Roll</b>	<b>70</b>	<b>67</b>	<b>62</b>	<b>63</b>	<b>63</b>	<b>53</b>	<b>50</b>	<b>43</b>	<b>42</b>	<b>43</b>	<b>39</b>	<b>44</b>	<b>46</b>	<b>43</b>	<b>46</b>	<b>42</b>
<b>Total Capacity</b>	<b>99</b>	<b>99</b>	<b>99</b>	<b>99</b>	<b>99</b>	<b>99</b>	<b>99</b>	<b>99</b>	<b>99</b>	<b>99</b>	<b>99</b>	<b>99</b>	<b>99</b>	<b>99</b>	<b>99</b>	<b>99</b>
Tot Roll - Tot Cap	-29	-32	-37	-36	-36	-46	-49	-56	-57	-56	-60	-55	-53	-56	-53	-57
<b>Tot Roll/Tot Cap %</b>	<b>71%</b>	<b>68%</b>	<b>63%</b>	<b>64%</b>	<b>64%</b>	<b>54%</b>	<b>51%</b>	<b>43%</b>	<b>42%</b>	<b>43%</b>	<b>39%</b>	<b>44%</b>	<b>46%</b>	<b>43%</b>	<b>46%</b>	<b>42%</b>

School Roll Forecast  
Mallaig High School  
Muck Primary

5136628	2023/24	2024/25	2025/26	2026/27	2027/28	2028/29	2029/30	2030/31	2031/32	2032/33	2033/34	2034/35	2035/36	2036/37	2037/38	2038/39
P 1	1	1	0	0	0	0	0	1	0	0	1	0	0	1	0	0
P 2	2	1	1	0	0	0	0	0	1	0	0	1	0	0	1	0
P 3	0	2	1	1	0	0	0	0	0	1	0	0	1	0	0	1
P 4	0	0	2	1	1	0	0	0	0	0	1	0	0	1	0	0
P 5	0	0	0	2	1	1	0	0	0	0	0	0	1	0	0	1
P 6	0	0	0	0	2	1	1	0	0	0	0	0	0	1	0	0
P 7	1	0	0	0	0	2	1	1	0	0	0	0	0	0	1	0
<b>Total Roll</b>	<b>4</b>	<b>4</b>	<b>4</b>	<b>4</b>	<b>4</b>	<b>4</b>	<b>2</b>	<b>2</b>	<b>1</b>	<b>1</b>	<b>2</b>	<b>1</b>	<b>2</b>	<b>3</b>	<b>2</b>	<b>2</b>
<b>Total Capacity</b>	<b>25</b>	<b>25</b>	<b>25</b>	<b>25</b>	<b>25</b>	<b>25</b>	<b>25</b>	<b>25</b>	<b>25</b>	<b>25</b>	<b>25</b>	<b>25</b>	<b>25</b>	<b>25</b>	<b>25</b>	<b>25</b>
Tot Roll - Tot Cap	-21	-21	-21	-21	-21	-21	-23	-23	-24	-24	-23	-24	-23	-22	-23	-23
<b>Tot Roll/Tot Cap %</b>	<b>16%</b>	<b>16%</b>	<b>16%</b>	<b>16%</b>	<b>16%</b>	<b>16%</b>	<b>8%</b>	<b>8%</b>	<b>4%</b>	<b>4%</b>	<b>8%</b>	<b>4%</b>	<b>8%</b>	<b>12%</b>	<b>8%</b>	<b>8%</b>

School Roll Forecast  
Mallaig High School  
Rum Primary

5135028	2023/24	2024/25	2025/26	2026/27	2027/28	2028/29	2029/30	2030/31	2031/32	2032/33	2033/34	2034/35	2035/36	2036/37	2037/38	2038/39
P 1	1	1	1	0	0	0	1	0	1	0	0	1	0	1	0	0
P 2	1	1	1	1	0	0	0	0	1	0	1	0	1	0	0	1
P 3	0	1	1	1	1	0	0	0	0	1	0	1	0	0	1	0
P 4	2	0	1	1	1	1	0	0	0	0	1	0	0	1	0	1
P 5	0	2	0	1	1	1	1	0	0	0	0	0	0	1	0	0
P 6	0	0	2	0	1	1	1	0	0	0	0	0	1	0	0	1
P 7	1	0	0	2	0	1	1	1	0	0	0	0	1	0	0	1
<b>Total Roll</b>	<b>5</b>	<b>5</b>	<b>6</b>	<b>6</b>	<b>4</b>	<b>4</b>	<b>4</b>	<b>1</b>	<b>2</b>	<b>1</b>	<b>2</b>	<b>2</b>	<b>3</b>	<b>3</b>	<b>1</b>	<b>4</b>
<b>Total Capacity</b>	<b>15</b>	<b>15</b>	<b>15</b>	<b>15</b>	<b>15</b>	<b>15</b>	<b>15</b>	<b>15</b>	<b>15</b>	<b>15</b>	<b>15</b>	<b>15</b>	<b>15</b>	<b>15</b>	<b>15</b>	<b>15</b>
Tot Roll - Tot Cap	-10	-10	-9	-9	-11	-11	-11	-14	-13	-14	-13	-13	-12	-12	-14	-11
<b>Tot Roll/Tot Cap %</b>	<b>33%</b>	<b>33%</b>	<b>40%</b>	<b>40%</b>	<b>27%</b>	<b>27%</b>	<b>27%</b>	<b>7%</b>	<b>13%</b>	<b>7%</b>	<b>13%</b>	<b>13%</b>	<b>20%</b>	<b>20%</b>	<b>7%</b>	<b>27%</b>