

Agenda Item	7b
Report No	BIER/6/25

# The Highland Council

**Committee:** Black Isle and Easter Ross Area Committee

**Date:** 27 January 2025

**Report Title:** Tain Royal Academy Associated School Group Overview

**Report By:** Chief Executive Officer - People

## 1. Purpose/Executive Summary

- 1.1 This report provides an update of key information in relation to the schools within the Tain Royal Academy Associated School Group (ASG) and provides useful updated links to further information in relation to these schools.
- 1.2 The primary schools in this area serve 582 pupils, ELC settings serve 79 children (39 in LA settings and 40 in Partner settings as at September Census), with the secondary school serving 507 young people.

## 2. Recommendations

- 2.1 Members are asked to:
  - i. Scrutinise and note the content of the report

## 3. Implications

- 3.1 Resource - There is no financial implication of this report.
  - 3.2 Legal -There is no implication on community in this report.
  - 3.3 Risk - The Service is committed to a sustained focus on progress and improvement to mitigate against the risk of under-performance which impacts on children and young people being able to achieve their full potential.
  - 3.4 Health and Safety (risks arising from changes to plant, equipment, process, or people) - There are no health and safety risks arising from this report.
3. Gaelic - Continued improvements in primary phase Gaelic Medium Education attainment will support progress in secondary.

#### 4. School Information

##### 4.1 School website links

Secondary – [Tain Royal Academy – Trust – Respect – Ambition](#)

Primary [Link to School information on Highland Council website](#)

School	Link to School Webpage
Craighill Primary	<a href="#">Craighill Primary Webpage</a>
Edderton Primary	<a href="#">Edderton Primary Webpage</a>
Gledfield Primary	<a href="#">Gledfield Primary Webpage</a>
Hill of Fearn Primary	<a href="#">Hill of Fearn Primary Webpage</a>
Hilton of Cadboll Primary	<a href="#">Hilton of Cadboll Primary Webpage</a>
Inver Primary	<a href="#">Inver Primary Webpage</a>
Knockbreck Primary (Tain)	Webpage under construction
Tarbat Old Primary	<a href="#">Tarbat Old Primary Webpage</a>

##### 4.2 Standards and Quality Reports – latest reports

School	Leadership of change	Learning, teaching and assessment	Ensuring wellbeing, equality and inclusion	Raising attainment and achievement
Tain Royal Academy	Good	Satisfactory	Good	Good
Craighill Primary	Good	Good	Very Good	Good
Edderton Primary	Satisfactory	Satisfactory	Satisfactory	Very Good
Gledfield Primary	Satisfactory	Satisfactory	Satisfactory	Satisfactory
Hill of Fearn Primary	Satisfactory	Good	Good	Satisfactory
Hilton of Cadboll Primary	Good	Good	Satisfactory	Good
Inver Primary	Good	Very Good	Good	Very Good
Knockbreck Primary (Tain)	Good	Good	Very Good	Good
Tarbat Old Primary	Satisfactory	Good	Good	Satisfactory

ELC	Leadership of change	Learning, teaching and assessment	Ensuring wellbeing, equality and inclusion	Raising attainment and achievement
Craighill Primary ELC	Good	Good	Very Good	Good
Gledfield Primary ELC	Satisfactory	Satisfactory	Satisfactory	Satisfactory
Hill of Fearn Primary ELC	Satisfactory	Good	Good	Satisfactory

Hilton of Cadboll Primary ELC	Good	Good	Satisfactory	Good
Tarbat Old Primary ELC	Satisfactory	Satisfactory	Good	Satisfactory

#### 4.3 Education Scotland Inspection reports

School	Date of Latest Published Report	Link to Education Scotland Pages
Tain Royal Academy	20/02/18	<a href="#">Link</a>
Craighill Primary	19/09/23	<a href="#">Link</a>
Edderton Primary	17/09/19	<a href="#">Link</a>
Gledfield Primary	14/05/2024	<a href="#">Link</a>
Hill of Fearn Primary	+ 5 Years	<a href="#">Link</a>
Hilton of Cadboll Primary	+ 5 Years	<a href="#">Link</a>
Inver Primary	+ 5 Years	<a href="#">Link</a>
Knockbreck Primary (Tain)	+ 5 Years	<a href="#">Link</a>
Tarbat Old Primary	22/08/23	<a href="#">Link</a>

Education Scotland website shows review and inspection reports in last 5 years, older reports are no longer available to view on the site.

## 5 School Rolls

### 5.1 ASG SCHOOL ROLLS – Session 2024-25

Primary School	P1	P2	P3	P4	P5	P6	P7	Total
Craighill Primary	24	34	19	31	25	31	33	197
Edderton Primary				1	1		3	5
Gledfield Primary	3	6	1	4	3	2	6	25
Hill of Fearn Primary	6	1	7	8	2	7	10	41
Hilton of Cadboll Primary	13	15	20	10	14	19	14	105
Inver Primary	2	1	3	7		4	4	21
Knockbreck Primary (Tain)	28	13	21	24	21	24	25	156
Tarbat Old Primary		8	5	4	5	5	5	32
Total	76	78	76	89	71	92	100	582

### 5.2

School Name	S1	S2	S3	S4	S5	S6	TOTAL S1-S6
Tain Royal Academy	102	90	91	91	78	55	507

## 6 School Roll and Capacity Forecasts

The school roll and capacity forecast for the ASG are in Appendix 1.

### Attendance/Absence/Exclusions – Session 2022/23

Primary Schools	%Actual Attendance	% Authorised Absences	% Unauthorised Absences	No of Exclusions	Exclusion Rates per 1000 pupils
National Primary(2022-23)	92.2%	5.3%	2.6%	1760	4.5
Highland Primary (2022-23)	92.0%	6.1%	c	c	c
Craighill Primary	93.1%	5.9%	c	c	c

Edderton Primary	96.4%	c	c	0	0
Gledfield Primary	92.9%	5.6%	1.5%	0	0
Hill of Fearn Primary	90.3%	8.0%	1.7%	0	0
Hilton of Cadboll Primary	88.3%	10.9%	c	0	0
Inver Primary	96.3%	3.0%	0.7%	0	0
Knockbreck Primary (Tain)	93.1%	5.6%	1.3%	0	0
Tarbat Old Primary	95.2%	3.5%	1.3%	0	0

<b>Secondary School</b>	<b>%Actual Attendance</b>	<b>% Authorised Absences</b>	<b>% Unauthorised Absences</b>	<b>No of Exclusions</b>	<b>Exclusion Rates per 1000 pupils</b>
National Secondary (2022-23)	87.7	7.1	5.1	9724	31.5
Highland Secondary (2022-23)	86.8	8.1	4.9	587	42.2
Tain Royal Academy	86.9%	9.4%	3.7%	21	39.47

## 7 Attainment Profile

### 7.1 Primary Attainment – Pupils Achieving Expected National Curriculum for Excellence Levels - P1,4,7 Combined, Literacy and Numeracy

<b>2023/24</b>	<b>Roll P1/4/7</b>	<b>Reading</b>	<b>Writing</b>	<b>Listening &amp; Talking</b>	<b>Numeracy</b>
<b>National</b>		80.5%	76.2%	87.3%	80.3%
<b>Highland</b>		76.4%	70.9%	86.5%	74.4%
Craighill Primary	88	80-90%	70-80%	90+%	70-80%
Edderton Primary	4	c	c	c	c
Gledfield Primary	13	c	c	c	c
Hill of Fearn Primary	24	c	c	c	c
Hilton of Cadboll Primary	37	70-80%	60-70%	90+%	70-80%
Inver Primary	13	c	c	c	C
Knockbreck Primary (Tain)	77	70-80%	60-70%	70-80%	60-70%
Tarbat Old Primary	9	c	c	c	C

\*c represents small numbers that are suppressed to maintain confidentiality.

<b>2022/23</b>	<b>Roll P1/4/7</b>	<b>Reading</b>	<b>Writing</b>	<b>Listening &amp; Talking</b>	<b>Numeracy</b>
<b>National</b>		80.5%	76.2%	87.3%	80.3%
<b>Highland</b>		76.4%	70.9%	86.5%	74.4%
Craighill Primary	75	80-90%	80-90%	80-90%	80-90%
Edderton Primary	2	c	c	c	c
Gledfield Primary	6	c	c	c	c
Hill of Fearn Primary	10	c	c	c	c
Hilton of Cadboll Primary	58	60-70%	70-80%	80-90%	70-80%
Inver Primary	15	c	c	c	c

Knockbreck Primary (Tain)	74	60-70%	60-70%	80-90%	70-80%
Tarbat Old Primary	17	c	c	c	c

2021/22	Roll P1/4/7	Reading	Writing	Listening & Talking	Numeracy
<b>National</b>		78%	73%	86%	78%
<b>Highland</b>		71%	63%	81%	69%
Craighill Primary	88	60-70%	50-60%	70-80%	50-60%
Edderton Primary	10	c	c	c	c
Gledfield Primary	12	c	c	c	c
Hill of Fearn Primary	21	80-90%	70-80%	90+%	80-90%
Hilton of Cadboll Primary	41	60-70%	50-60%	60-70%	60-70%
Inver Primary	18	c	c	c	c
Knockbreck Primary (Tain)	73	60-70%	60-70%	80-90%	60-70%
Tarbat Old Primary	20	c	c	c	c

## 7.2 Secondary Attainment

### School leavers Achieving Literacy

Establishment	Year	% Level 4 Literacy	% Level 5 Literacy
Tain Royal Academy	2022	94%	84%
Virtual Comparator	2022	93%	79%
Tain Royal Academy	2021	88%	81%
Virtual Comparator	2021	94%	78%
Tain Royal Academy	2020	C	90%
Virtual Comparator	2020	C	83%

### School Leavers Achieving Numeracy

Establishment	Year	% Level 4 Numeracy	% Level 5 Numeracy
Tain Royal Academy	2022	93%	76%
Virtual Comparator	2022	91%	68%
Tain Royal Academy	2021	87%	65%
Virtual Comparator	2021	90%	66%
Tain Royal Academy	2020	82%	67%
Virtual Comparator	2020	90%	71%

## Senior Phase

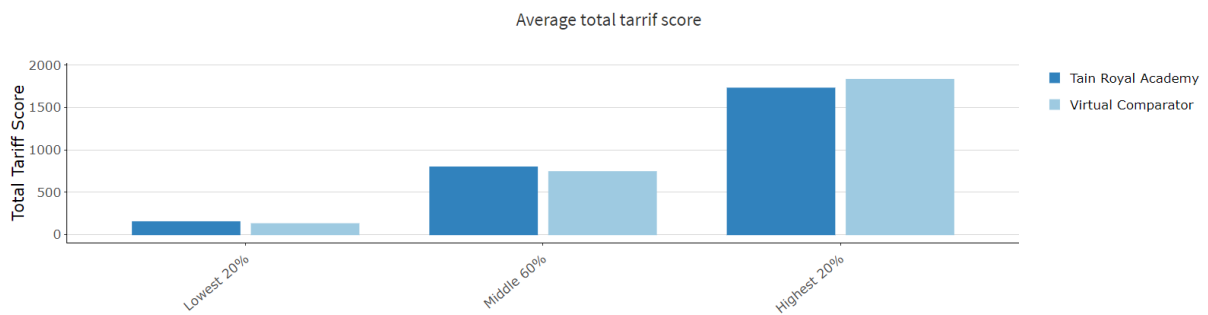
### Average Total Tariff Score for Leavers

Establishment	Year	Lowest 20%	Middle 60%	Highest 20%
---------------	------	------------	------------	-------------

Tain Royal Academy	2022	147	794	1726
Virtual Comparator	2022	124	739	1829
Tain Royal Academy	2021	153	823	1657
Virtual Comparator	2021	137	774	1885
Tain Royal Academy	2020	173	912	1752
Virtual Comparator	2020	144	873	1901

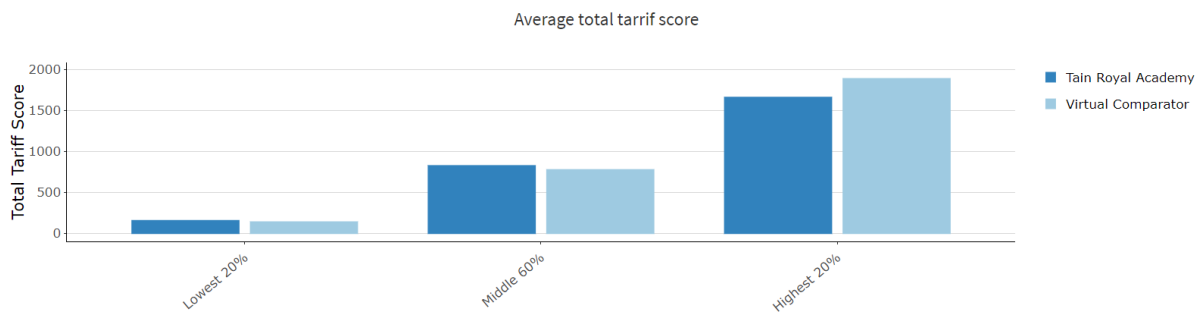
7.3

**2022**



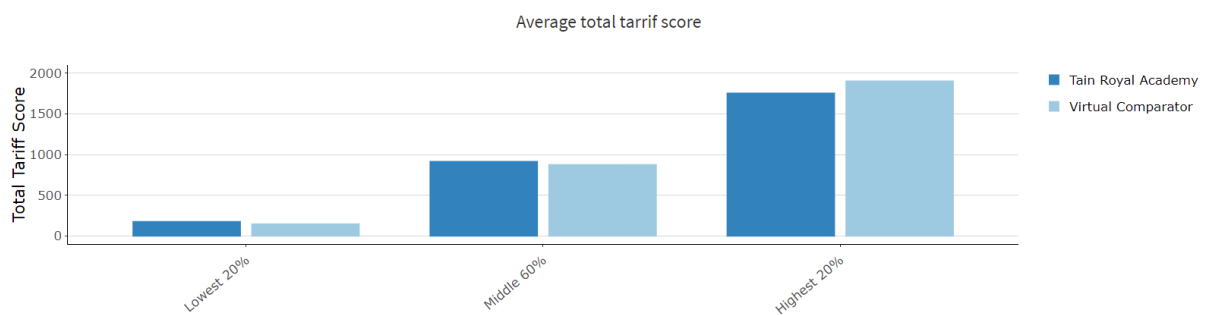
7.4

**2021**



7.5

**2020**



## 7.6 Pupil Destinations 16+

*Leaver destination information is taken from the School Leaver Destination data collected by Skills Development Scotland (SDS) on behalf of the Scottish Government.*

	% Positive Destinations		
	2020/21	2021/22	2022/23
Tain Royal Academy	98.78	94.81	91.59
Highland	94.33	94.45	95.27
Scotland	95.48	95.74	95.87

*Number of pupils leaving in school year:*

Total No. Leavers	Tain Royal Academy	HIGHLAND	SCOTLAND
2020/21	82	2328	50719
2021/22	77	2559	55211
2022/23	107	2474	54719

*Destinations of Pupils (%)*

DESTINATION	Tain Royal Academy			HIGHLAND			SCOTLAND		
	20/21	21/22	22/23	20/21	21/22	22/23	20/21	21/22	22/23
Higher Education	42.68	33.76	36.45	36.38	34.11	33.10	45.11	41.27	40.3
Further Education	23.17	12.98	16.82	18.08	19.54	20.53	23.29	25.45	26.62
Training	3.66	3.89	0.93	2.71	1.52	1.9	3.67	2.91	3.35
Employment	28.05	42.85	37.38	36.6	38.73	39.05	22.58	25.12	24.34
Voluntary	1.22	1.29	0	0.43	0.31	0.53	0.37	0.47	0.52
Activity Agreements	0	0	0	0	0	0	0	0	0
Unemployed Seeking	0	5.19	4.67	3.14	2.89	2.95	2.53	2.32	2.24
Unemployed Not Seeking	1.22	0	3.74	2.1	1.76	1.62	1.69	1.55	1.57
Unknown	0	0	0	0.43	0.9	0.16	0.3	0.4	0.32

*Note: National averages have been calculated from the figures for all available local authority and grant-aided schools, whereas the local authority averages are based on local authority schools only.*

Designation: Interim Chief Officer

Date: 13 January 2025

Author: Annika Jansson

Background Papers:

Appendix 1: School Roll and Capacity Forecast for ASG



## APPENDIX 1 School Roll and Capacity Forecast for ASG

### School Roll Forecast

Tain Royal Academy

Tain Royal Academy

5139120	2023/24	2024/25	2025/26	2026/27	2027/28	2028/29	2029/30	2030/31	2031/32	2032/33	2033/34	2034/35	2035/36	2036/37	2037/38	2038/39
S 1	94	95	95	88	68	80	79	77	76	62	65	75	68	77	78	78
S 2	93	94	94	94	88	68	81	80	78	77	62	65	76	69	78	79
S 3	91	93	93	94	94	88	69	82	80	78	78	63	66	76	69	79
S 4	98	91	92	93	94	94	88	69	82	81	79	78	63	66	77	70
S 5	96	85	79	80	81	81	82	77	61	72	70	69	68	55	58	67
S 6	48	64	56	52	53	53	54	55	51	40	48	47	46	45	37	38
<b>Total Roll</b>	<b>520</b>	<b>522</b>	<b>509</b>	<b>501</b>	<b>478</b>	<b>464</b>	<b>453</b>	<b>440</b>	<b>428</b>	<b>410</b>	<b>402</b>	<b>397</b>	<b>387</b>	<b>388</b>	<b>397</b>	<b>411</b>
<b>Total Capacity</b>	<b>742</b>	<b>742</b>	<b>742</b>	<b>742</b>	<b>742</b>	<b>742</b>	<b>742</b>	<b>742</b>	<b>742</b>	<b>742</b>	<b>742</b>	<b>742</b>	<b>742</b>	<b>742</b>	<b>742</b>	<b>742</b>
Tot Roll - Tot Cap	-222	-220	-233	-241	-264	-278	-289	-302	-314	-332	-340	-345	-355	-354	-345	-331
<b>Tot Roll/Tot Cap %</b>	<b>70%</b>	<b>70%</b>	<b>69%</b>	<b>68%</b>	<b>64%</b>	<b>63%</b>	<b>61%</b>	<b>59%</b>	<b>58%</b>	<b>55%</b>	<b>54%</b>	<b>54%</b>	<b>52%</b>	<b>52%</b>	<b>54%</b>	<b>55%</b>

### School Roll Forecast

Tain Royal Academy

Craighill Primary

5120225	2023/24	2024/25	2025/26	2026/27	2027/28	2028/29	2029/30	2030/31	2031/32	2032/33	2033/34	2034/35	2035/36	2036/37	2037/38	2038/39
P 1	35	25	22	21	22	21	24	25	25	24	25	26	25	26	26	26
P 2	20	35	24	22	20	22	22	24	25	25	25	26	26	26	26	26
P 3	31	20	34	24	21	21	22	21	25	26	25	26	26	26	26	27
P 4	26	31	19	34	24	21	21	23	22	25	26	26	27	26	27	27
P 5	30	26	30	19	34	24	21	22	23	22	26	27	27	27	27	27
P 6	36	30	25	30	19	34	24	22	22	23	23	27	27	27	28	28
P 7	36	36	29	26	30	19	34	24	23	22	24	23	27	28	28	28
<b>Total Roll</b>	<b>214</b>	<b>203</b>	<b>183</b>	<b>176</b>	<b>170</b>	<b>162</b>	<b>168</b>	<b>161</b>	<b>165</b>	<b>167</b>	<b>174</b>	<b>181</b>	<b>185</b>	<b>186</b>	<b>188</b>	<b>189</b>
<b>Total Capacity</b>	<b>150</b>	<b>150</b>	<b>150</b>	<b>150</b>	<b>150</b>	<b>150</b>	<b>150</b>	<b>150</b>	<b>150</b>	<b>150</b>	<b>150</b>	<b>150</b>	<b>150</b>	<b>150</b>	<b>150</b>	<b>150</b>
Tot Roll - Tot Cap	64	53	33	26	20	12	18	11	15	17	24	31	35	36	38	39
<b>Tot Roll/Tot Cap %</b>	<b>143%</b>	<b>135%</b>	<b>122%</b>	<b>117%</b>	<b>113%</b>	<b>108%</b>	<b>112%</b>	<b>107%</b>	<b>110%</b>	<b>111%</b>	<b>116%</b>	<b>121%</b>	<b>123%</b>	<b>124%</b>	<b>125%</b>	<b>126%</b>

**School Roll Forecast**

Tain Royal Academy  
Edderton Primary

5114829	2023/24	2024/25	2025/26	2026/27	2027/28	2028/29	2029/30	2030/31	2031/32	2032/33	2033/34	2034/35	2035/36	2036/37	2037/38	2038/39
P 1	0	0	1	0	0	1	0	0	1	0	1	0	0	1	0	1
P 2	0	0	0	1	0	0	1	0	0	1	0	1	0	0	1	0
P 3	1	0	0	0	1	0	0	1	0	1	0	0	1	0	0	1
P 4	1	1	0	0	0	1	0	0	1	0	1	0	0	1	0	1
P 5	0	1	1	0	0	0	1	0	0	1	0	1	0	0	1	0
P 6	3	0	1	1	0	0	0	1	0	1	0	0	1	0	1	0
P 7	0	3	0	1	1	0	0	0	1	0	1	0	0	1	0	1
<b>Total Roll</b>	<b>5</b>	<b>5</b>	<b>3</b>	<b>3</b>	<b>2</b>	<b>2</b>	<b>2</b>	<b>2</b>	<b>3</b>	<b>4</b>	<b>3</b>	<b>2</b>	<b>2</b>	<b>3</b>	<b>3</b>	<b>4</b>
<b>Total Capacity</b>	<b>48</b>	<b>48</b>	<b>48</b>	<b>48</b>	<b>48</b>	<b>48</b>	<b>48</b>	<b>48</b>	<b>48</b>	<b>48</b>	<b>48</b>	<b>48</b>	<b>48</b>	<b>48</b>	<b>48</b>	<b>48</b>
Tot Roll - Tot Cap	-43	-43	-45	-45	-46	-46	-46	-46	-45	-44	-45	-46	-46	-45	-45	-44
<b>Tot Roll/Tot Cap %</b>	<b>10%</b>	<b>10%</b>	<b>6%</b>	<b>6%</b>	<b>4%</b>	<b>4%</b>	<b>4%</b>	<b>4%</b>	<b>6%</b>	<b>8%</b>	<b>6%</b>	<b>4%</b>	<b>4%</b>	<b>6%</b>	<b>6%</b>	<b>8%</b>

**School Roll Forecast**

Tain Royal Academy  
Gledfield Primary

5112729	2023/24	2024/25	2025/26	2026/27	2027/28	2028/29	2029/30	2030/31	2031/32	2032/33	2033/34	2034/35	2035/36	2036/37	2037/38	2038/39
P 1	6	4	0	3	4	3	3	3	3	3	3	3	3	3	4	3
P 2	1	6	4	0	3	4	3	3	3	3	3	3	3	3	4	3
P 3	4	1	6	4	0	3	4	3	3	3	3	3	3	4	3	3
P 4	3	4	1	6	4	0	3	4	3	3	3	3	4	3	3	3
P 5	2	3	4	1	6	4	0	3	4	3	3	3	4	3	3	3
P 6	7	2	3	4	1	6	4	0	3	5	2	3	4	3	3	4
P 7	2	7	2	3	4	1	6	4	1	3	4	2	4	3	3	4
<b>Total Roll</b>	<b>25</b>	<b>27</b>	<b>20</b>	<b>21</b>	<b>22</b>	<b>21</b>	<b>23</b>	<b>20</b>	<b>20</b>	<b>23</b>	<b>21</b>	<b>20</b>	<b>25</b>	<b>22</b>	<b>23</b>	<b>23</b>
<b>Total Capacity</b>	<b>50</b>	<b>50</b>	<b>50</b>	<b>50</b>	<b>50</b>	<b>50</b>	<b>50</b>	<b>50</b>	<b>50</b>	<b>50</b>	<b>50</b>	<b>50</b>	<b>50</b>	<b>50</b>	<b>50</b>	<b>50</b>
Tot Roll - Tot Cap	-25	-23	-30	-29	-28	-29	-27	-30	-30	-27	-29	-30	-25	-28	-27	-27
<b>Tot Roll/Tot Cap %</b>	<b>50%</b>	<b>54%</b>	<b>40%</b>	<b>42%</b>	<b>44%</b>	<b>42%</b>	<b>46%</b>	<b>40%</b>	<b>40%</b>	<b>46%</b>	<b>42%</b>	<b>40%</b>	<b>50%</b>	<b>44%</b>	<b>46%</b>	<b>46%</b>

**School Roll Forecast**  
Tain Royal Academy  
Hill of Fearn Primary

5115221	2023/24	2024/25	2025/26	2026/27	2027/28	2028/29	2029/30	2030/31	2031/32	2032/33	2033/34	2034/35	2035/36	2036/37	2037/38	2038/39
P 1	3	6	4	5	5	4	5	4	5	4	4	5	4	4	4	4
P 2	7	3	6	4	4	6	4	5	4	5	4	4	4	5	4	4
P 3	8	7	3	6	4	4	6	4	4	5	4	5	4	4	4	4
P 4	3	8	7	3	6	4	4	5	5	4	5	4	5	4	4	4
P 5	3	3	8	7	3	6	4	4	5	5	4	5	4	4	5	4
P 6	11	3	3	8	7	3	6	4	4	5	4	5	4	5	4	5
P 7	4	11	3	3	8	7	3	6	4	4	5	5	4	5	4	5
<b>Total Roll</b>	<b>39</b>	<b>41</b>	<b>34</b>	<b>36</b>	<b>37</b>	<b>34</b>	<b>32</b>	<b>32</b>	<b>31</b>	<b>32</b>	<b>30</b>	<b>33</b>	<b>29</b>	<b>31</b>	<b>29</b>	<b>30</b>
<b>Total Capacity</b>	<b>50</b>	<b>50</b>	<b>50</b>	<b>50</b>	<b>50</b>	<b>50</b>	<b>50</b>	<b>50</b>	<b>50</b>	<b>50</b>	<b>50</b>	<b>50</b>	<b>50</b>	<b>50</b>	<b>50</b>	<b>50</b>
Tot Roll - Tot Cap	-11	-9	-16	-14	-13	-16	-18	-18	-19	-18	-20	-17	-21	-19	-21	-20
<b>Tot Roll/Tot Cap %</b>	<b>78%</b>	<b>82%</b>	<b>68%</b>	<b>72%</b>	<b>74%</b>	<b>68%</b>	<b>64%</b>	<b>64%</b>	<b>62%</b>	<b>64%</b>	<b>60%</b>	<b>66%</b>	<b>58%</b>	<b>62%</b>	<b>58%</b>	<b>60%</b>

**School Roll Forecast**  
Tain Royal Academy  
Hilton of Cadboll Primary

5115329	2023/24	2024/25	2025/26	2026/27	2027/28	2028/29	2029/30	2030/31	2031/32	2032/33	2033/34	2034/35	2035/36	2036/37	2037/38	2038/39
P 1	15	18	13	10	18	13	14	13	13	13	13	12	13	12	13	12
P 2	19	15	18	13	9	18	13	14	13	13	13	13	13	13	12	13
P 3	11	19	15	17	13	9	18	13	14	13	13	13	13	13	13	12
P 4	14	11	19	14	18	13	9	18	13	13	14	13	13	13	13	13
P 5	19	14	11	18	15	17	13	9	18	13	13	14	13	14	13	13
P 6	14	19	14	10	19	14	18	12	9	18	13	13	14	13	14	13
P 7	15	14	19	14	10	19	14	17	13	9	18	13	14	14	13	14
<b>Total Roll</b>	<b>107</b>	<b>110</b>	<b>109</b>	<b>96</b>	<b>102</b>	<b>103</b>	<b>99</b>	<b>96</b>	<b>93</b>	<b>92</b>	<b>97</b>	<b>91</b>	<b>93</b>	<b>92</b>	<b>91</b>	<b>90</b>
<b>Total Capacity</b>	<b>150</b>	<b>150</b>	<b>150</b>	<b>150</b>	<b>150</b>	<b>150</b>	<b>150</b>	<b>150</b>	<b>150</b>	<b>150</b>	<b>150</b>	<b>150</b>	<b>150</b>	<b>150</b>	<b>150</b>	<b>150</b>
Tot Roll - Tot Cap	-43	-40	-41	-54	-48	-47	-51	-54	-57	-58	-53	-59	-57	-58	-59	-60
<b>Tot Roll/Tot Cap %</b>	<b>71%</b>	<b>73%</b>	<b>73%</b>	<b>64%</b>	<b>68%</b>	<b>69%</b>	<b>66%</b>	<b>64%</b>	<b>62%</b>	<b>61%</b>	<b>65%</b>	<b>61%</b>	<b>62%</b>	<b>61%</b>	<b>61%</b>	<b>60%</b>

**School Roll Forecast**

Tain Royal Academy

Inver Primary

5115426	2023/24	2024/25	2025/26	2026/27	2027/28	2028/29	2029/30	2030/31	2031/32	2032/33	2033/34	2034/35	2035/36	2036/37	2037/38	2038/39
P 1	1	3	0	1	3	1	2	2	2	2	2	2	2	2	1	2
P 2	4	1	3	0	1	3	1	2	2	2	2	2	2	2	2	2
P 3	6	4	1	3	0	1	3	1	2	2	2	2	2	2	2	2
P 4	0	6	4	1	3	0	1	3	1	2	2	2	2	2	2	2
P 5	4	0	6	4	1	3	0	1	3	1	2	2	2	2	2	2
P 6	4	4	0	6	4	1	3	0	1	3	1	2	2	2	3	2
P 7	7	4	4	0	6	4	1	3	0	1	3	1	2	3	2	2
<b>Total Roll</b>	<b>26</b>	<b>22</b>	<b>18</b>	<b>15</b>	<b>18</b>	<b>13</b>	<b>11</b>	<b>12</b>	<b>11</b>	<b>13</b>	<b>14</b>	<b>13</b>	<b>14</b>	<b>15</b>	<b>14</b>	<b>14</b>
<b>Total Capacity</b>	<b>50</b>	<b>50</b>	<b>50</b>	<b>50</b>	<b>50</b>	<b>50</b>	<b>50</b>	<b>50</b>	<b>50</b>	<b>50</b>	<b>50</b>	<b>50</b>	<b>50</b>	<b>50</b>	<b>50</b>	<b>50</b>
Tot Roll - Tot Cap	-24	-28	-32	-35	-32	-37	-39	-38	-39	-37	-36	-37	-36	-35	-36	-36
<b>Tot Roll/Tot Cap %</b>	<b>52%</b>	<b>44%</b>	<b>36%</b>	<b>30%</b>	<b>36%</b>	<b>26%</b>	<b>22%</b>	<b>24%</b>	<b>22%</b>	<b>26%</b>	<b>28%</b>	<b>26%</b>	<b>28%</b>	<b>30%</b>	<b>28%</b>	<b>28%</b>

**School Roll Forecast**

Tain Royal Academy

Knockbreck Primary (Tain)

5118328	2023/24	2024/25	2025/26	2026/27	2027/28	2028/29	2029/30	2030/31	2031/32	2032/33	2033/34	2034/35	2035/36	2036/37	2037/38	2038/39
P 1	13	20	18	18	15	16	19	19	19	19	20	21	21	21	22	22
P 2	23	13	19	18	18	15	17	18	20	20	20	20	21	22	21	23
P 3	23	23	12	19	18	17	16	17	20	20	20	21	21	21	22	23
P 4	20	23	22	13	18	18	18	16	19	20	20	21	22	22	22	22
P 5	25	20	22	23	12	19	18	19	16	19	21	21	22	22	23	22
P 6	23	25	19	23	22	12	20	19	19	17	19	22	22	22	23	23
P 7	30	23	25	19	22	23	12	20	20	20	17	20	22	22	23	23
<b>Total Roll</b>	<b>157</b>	<b>147</b>	<b>137</b>	<b>133</b>	<b>125</b>	<b>120</b>	<b>120</b>	<b>128</b>	<b>133</b>	<b>135</b>	<b>137</b>	<b>146</b>	<b>151</b>	<b>152</b>	<b>156</b>	<b>158</b>
<b>Total Capacity</b>	<b>150</b>	<b>150</b>	<b>150</b>	<b>150</b>	<b>150</b>	<b>150</b>	<b>150</b>	<b>150</b>	<b>150</b>	<b>150</b>	<b>150</b>	<b>150</b>	<b>150</b>	<b>150</b>	<b>150</b>	<b>150</b>
Tot Roll - Tot Cap	7	-3	-13	-17	-25	-30	-30	-22	-17	-15	-13	-4	1	2	6	8
<b>Tot Roll/Tot Cap %</b>	<b>105%</b>	<b>98%</b>	<b>91%</b>	<b>89%</b>	<b>83%</b>	<b>80%</b>	<b>80%</b>	<b>85%</b>	<b>89%</b>	<b>90%</b>	<b>91%</b>	<b>97%</b>	<b>101%</b>	<b>101%</b>	<b>104%</b>	<b>105%</b>

School Roll Forecast  
Tain Royal Academy  
Tarbat Old Primary

5118425	2023/24	2024/25	2025/26	2026/27	2027/28	2028/29	2029/30	2030/31	2031/32	2032/33	2033/34	2034/35	2035/36	2036/37	2037/38	2038/39
P 1	8	4	2	3	4	3	4	5	4	4	4	4	4	4	4	4
P 2	4	8	4	2	3	4	3	4	5	4	4	4	4	4	4	4
P 3	3	4	8	4	2	3	4	3	4	5	4	4	4	4	4	4
P 4	6	3	4	8	4	2	3	4	3	5	4	4	4	5	4	4
P 5	5	6	3	4	8	4	2	3	4	3	5	4	4	5	4	4
P 6	5	5	6	3	4	8	4	2	3	5	3	4	4	5	4	4
P 7	4	5	5	6	3	4	8	4	2	4	4	3	4	5	4	4
<b>Total Roll</b>	<b>35</b>	<b>35</b>	<b>32</b>	<b>30</b>	<b>28</b>	<b>28</b>	<b>28</b>	<b>25</b>	<b>25</b>	<b>30</b>	<b>28</b>	<b>27</b>	<b>28</b>	<b>32</b>	<b>28</b>	<b>28</b>
<b>Total Capacity</b>	<b>50</b>	<b>50</b>	<b>50</b>	<b>50</b>	<b>50</b>	<b>50</b>	<b>50</b>	<b>50</b>	<b>50</b>	<b>50</b>	<b>50</b>	<b>50</b>	<b>50</b>	<b>50</b>	<b>50</b>	<b>50</b>
Tot Roll - Tot Cap	-15	-15	-18	-20	-22	-22	-22	-25	-25	-20	-22	-23	-22	-18	-22	-22
<b>Tot Roll/Tot Cap %</b>	<b>70%</b>	<b>70%</b>	<b>64%</b>	<b>60%</b>	<b>56%</b>	<b>56%</b>	<b>56%</b>	<b>50%</b>	<b>50%</b>	<b>60%</b>	<b>56%</b>	<b>54%</b>	<b>56%</b>	<b>64%</b>	<b>56%</b>	<b>56%</b>