

Agenda Item	9.1
Report No	CIA/06/25

The Highland Council

Committee: City of Inverness Area Committee

Date: 3 February 2025

Report Title: Culloden Academy Associated School Group Overview

Report By: Assistant Chief Executive, People

1. Purpose/Executive Summary

1.1 This report provides an update of key information in relation to the schools within the Culloden Academy Associated School Group (ASG) and provides useful updated links to further information in relation to these schools.

1.2 The primary schools in this area serve 1264 pupils, ELC settings serve 180 children (146 in LA settings and 34 in Partner settings as at September Census), with the secondary school serving 1127 young people.

2. Recommendations

2.1 Members are asked to:

- i. Scrutinise and note the content of the report

3. Implications –

3.1 Resource - There is no financial implication of this report.

3.2 Legal - There is no implication on community in this report.

3.3 Risk - The Service is committed to a sustained focus on progress and improvement to mitigate against the risk of under-performance which impacts on children and young people being able to achieve their full potential.

3.4 Health and Safety (risks arising from changes to plant, equipment, process, or people) - There are no health and safety risks arising from this report.

3.5 Gaelic - Continued improvements in primary phase Gaelic Medium Education attainment will support progress in secondary

4. School Information

4.1 School website links

Secondary – [Link to Culloden Academy website](#)

Primary [Link to School information on Highland Council website](#)

School	Link to School Webpage
Ardersier Primary	Link
Balloch Primary	Link
Cradlehall Primary	Link
Croy Primary	Link
Duncan Forbes Primary	Link
Smithton Primary	Link

4.2 Standards and Quality Reports – latest reports

School	Leadership of change	Learning, teaching and assessment	Ensuring wellbeing, equality and inclusion	Raising attainment and achievement
Ardersier Primary	Satisfactory	Satisfactory	Satisfactory	Satisfactory
Balloch Primary	Good	Good	Good	Good
Cradlehall Primary	Good	Good	Good	Good
Croy Primary	Satisfactory	Good	Good	Good
Duncan Forbes Primary	Good	Good	Good	Good
Smithton Primary	Good	Satisfactory	Good	Good

ELC	Leadership of change	Learning, teaching and assessment	Ensuring wellbeing, equality and inclusion	Raising attainment and achievement
Ardersier PS Nursery	Good	Very good	Good	Very good
Balloch PS Nursery	Good	Good	Good	Good
Cradlehall PS Nursery	Good	Good	Good	Good
Croy PS Nursery	Weak	Satisfactory	Good	Satisfactory
Duncan Forbes PS Nursery	Good	Good	Good	Good
Smithton PS Nursery	Very good	Very good	Very good	Good

4.3 Education Scotland Inspection reports

School	Date of Latest Published Report	Link to Education Scotland Pages
Ardersier Primary	23/01/2024	Link
Balloch Primary	25/02/2020	Link
Cradlehall Primary	29/11/2022	Link
Croy Primary	05/03/19	Link
Duncan Forbes Primary	+ 5 Years	Link
Smithton Primary	+ 5 Years	Link

Education Scotland website shows review and inspection reports in last 5 years, older reports are no longer available to view on the site.

5 School Rolls

5.1 ASG SCHOOL ROLLS – Session 2024-25

Primary School	P1	P2	P3	P4	P5	P6	P7	Total
Ardersier Primary	6	13	12	14	14	20	16	95
Balloch Primary	25	23	21	26	27	28	24	174
Cradlehall Primary	28	29	38	39	26	46	41	247
Croy Primary	23	20	22	15	13	12	14	119
Duncan Forbes Primary	35	22	37	31	28	54	43	250
Smithton Primary	56	48	55	52	57	51	60	379
Total	173	155	185	177	165	211	198	1264

School Name	S1	S2	S3	S4	S5	S6	TOTAL S1-S6
Culloden Academy	187	206	213	198	188	135	1127

5.2

School Roll and Capacity Forecasts

The school roll and capacity forecast for the ASG are in Appendix 1.

6 Attendance/Absence/Exclusions – Session 2022/23

Primary Schools	%Actual Attendance	% Authorised Absences	% Unauthorised Absences	No of Exclusions	Exclusion Rates per 1000 pupils
National Primary(2022-23)	92.2%	5.3%	2.6%	1760	4.5
Highland Primary (2022-23)	92.0%	6.1%	c	c	c
Ardersier Primary	92%	7%	1%	c	c
Balloch Primary	93%	5%	1%	0	0
Cradlehall Primary	94%	5%	1%	0	0
Croy Primary	92%	6%	1%	0	0
Duncan Forbes Primary	92%	6%	1%	0	0
Smithton Primary	93%	5%	2%	c	c

Secondary School	%Actual Attendance	% Authorised Absences	% Unauthorised Absences	No of Exclusions	Exclusion Rates per 1000 pupils
National Secondary (2022-23)	87.7	7.1	5.1	9724	31.5
Highland Secondary (2022-23)	86.8	8.1	4.9	587	42.2
Culloden Academy	87%	7%	5%	43	38.5

7 Attainment Profile

7.1 Primary Attainment – Pupils Achieving Expected National Curriculum for Excellence Levels - P1,4,7 Combined, Literacy and Numeracy

2023/24	Roll P1/4/7	Reading	Writing	Listening & Talking	Numeracy
National		80.5%	76.2%	87.3%	80.3%
Highland		76.4%	70.9%	86.5%	74.4%
Ardersier Primary	36	70-80%	70-80%	80-90%	60-70%
Balloch Primary	75	90+%	80-90%	90+%	80-90%
Cradlehall Primary	108	70-80%	70-80%	80-90%	70-80%
Croy Primary	52	60-70%	50-60%	80-90%	70-80%
Duncan Forbes Primary	109	80-90%	70-80%	90+%	70-80%
Smithton Primary	168	80-90%	80-90%	80-90%	80-90%

*c represents small numbers that are suppressed to maintain confidentiality.

2022/23	Roll P1/4/7	Reading	Writing	Listening & Talking	Numeracy
National		80%	75%	87%	80%
Highland		74%	68%	74%	72%
Ardersier Primary	46	40-50%	50-60%	60-70%	40-50%
Balloch Primary	72	80-90%	80-90%	90+%	80-90%
Cradlehall Primary	127	80-90%	70-80%	80-90%	70-80%
Croy Primary	47	70-80%	60-70%	90+%	70-80%
Duncan Forbes Primary	136	80-90%	70-80%	90+%	70-80%
Smithton Primary	156	80-90%	60-70%	80-90%	80-90%

2021/22	Roll P1/4/7	Reading	Writing	Listening & Talking	Numeracy
National		78%	73%	86%	78%
Highland		71%	63%	81%	69%
Ardersier Primary	56	60-70%	40-50%	50-60%	50-60%
Balloch Primary	90	90+%	90+%	90+%	90+%
Cradlehall Primary	129	70-80%	70-80%	80-90%	70-80%
Croy Primary	42	60-70%	50-60%	50-60%	60-70%
Duncan Forbes Primary	119	80-90%	70-80%	90+%	70-80%
Smithton Primary	143	60-70%	50-60%	70-80%	60-70%

7.2 Secondary Attainment

School leavers Achieving Literacy

Establishment	Year	% Level 4 Literacy	% Level 5 Literacy
Culloden Academy	2022	97	86
Virtual Comparator	2022	95	84
Culloden Academy	2021	95	83
Virtual Comparator	2021	97	89
Culloden Academy	2020	96	81
Virtual Comparator	2020	96	85

School Leavers Achieving Numeracy

Establishment	Year	% Level 4 Numeracy	% Level 5 Numeracy
Culloden Academy	2022	87	62
Virtual Comparator	2022	92	73
Culloden Academy	2021	86	66
Virtual Comparator	2021	95	79
Culloden Academy	2020	88	60
Virtual Comparator	2020	93	75

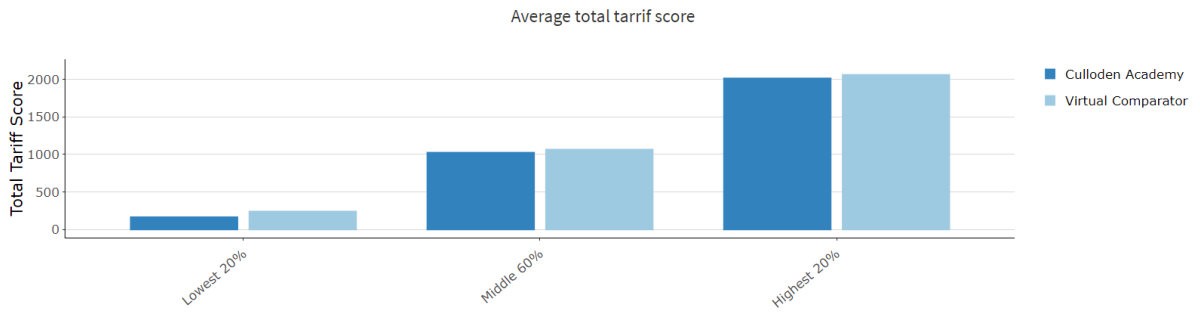
Senior Phase

Average Total Tariff Score for Leavers

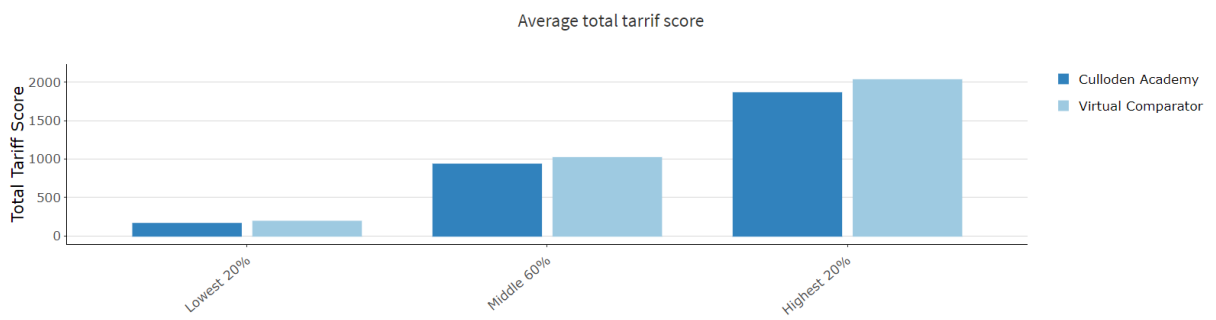
Establishment	Year	Lowest 20%	Middle 60%	Highest 20%
Culloden Academy	2022	138	723	1780
Virtual Comparator	2022	157	840	1921
Culloden Academy	2021	163	1007	2011
Virtual Comparator	2021	237	1048	2041
Culloden Academy	2020	157	906	1844

Virtual Comparator	2020	187	1000	2011
--------------------	------	-----	------	------

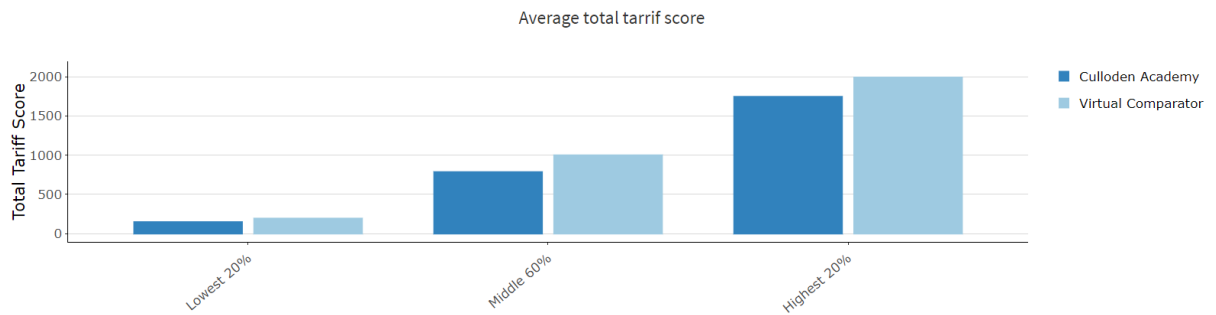
7.3 **2022**



7.4 **2021**



7.5 **2020**



7.6 Pupil Destinations 16+

Leaver destination information is taken from the School Leaver Destination data collected by Skills Development Scotland (SDS) on behalf of the Scottish Government.

	% Positive Destinations		
	2020/21	2021/22	2022/23
Culloden Academy	92.96	96.70	94.18
Highland	94.33	94.45	95.27
Scotland	95.48	95.74	95.87

Number of pupils leaving in school year:

Total No. Leavers	Culloden Academy	HIGHLAND	SCOTLAND
2020/21	213	2328	50719
2021/22	182	2559	55211
2022/23	189	2474	54719

Destinations of Pupils (%)

DESTINATION	Culloden Academy			HIGHLAND			SCOTLAND		
	20/21	21/22	22/23	20/21	21/22	22/23	20/21	21/22	22/23
Higher Education	38.97	42.85	35.98	36.38	34.11	33.10	45.11	41.27	40.3
Further Education	13.62	11.53	19.05	18.08	19.54	20.53	23.29	25.45	26.62
Training	2.35	1.09	1.06	2.71	1.52	1.9	3.67	2.91	3.35
Employment	37.09	40.10	38.1	36.6	38.73	39.05	22.58	25.12	24.34
Voluntary	0.47	0	0	0.43	0.31	0.53	0.37	0.47	0.52
Activity Agreements	0	0	0	0	0	0	0	0	0
Unemployed Seeking	4.23	1.64	3.17	3.14	2.89	2.95	2.53	2.32	2.24
Unemployed Not Seeking	2.35	1.09	2.65	2.1	1.76	1.62	1.69	1.55	1.57
Unknown	0.47	0.54	0	0.43	0.9	0.16	0.3	0.4	0.32

Note: National averages have been calculated from the figures for all available local authority and grant-aided schools, whereas the local authority averages are based on local authority schools only.

Designation: Area Education and Learning Manager

Date: 20.1.2025

Author: Fiona Shearer

Background Papers:

Appendix 1: School Roll and Capacity Forecast for ASG

APPENDIX 1 School Roll and Capacity Forecast for ASG

School Roll Forecast

Culloden Academy

Culloden Academy

5139120	2023/24	2024/25	2025/26	2026/27	2027/28	2028/29	2029/30	2030/31	2031/32	2032/33	2033/34	2034/35	2035/36	2036/37	2037/38	2038/39
S 1	205	194	195	221	174	178	185	168	201	174	175	178	180	190	193	194
S 2	214	206	196	196	224	175	181	187	171	204	177	177	180	182	193	195
S 3	196	215	208	196	198	224	177	183	190	173	206	178	179	181	183	196
S 4	220	197	217	208	198	199	226	179	185	192	175	206	179	179	181	183
S 5	191	192	173	189	182	173	174	198	157	162	168	152	179	155	155	157
S 6	111	127	128	115	126	121	115	116	132	104	107	111	100	118	102	102
Total Roll	1137	1131	1117	1125	1102	1070	1058	1031	1036	1009	1008	1002	997	1005	1007	1027
Total Capacity	1330	1330	1330	1330	1330	1330	1330	1330	1330	1330	1330	1330	1330	1330	1330	1330
Tot Roll - Tot Cap	-193	-199	-213	-205	-228	-260	-272	-299	-294	-321	-322	-328	-333	-325	-323	-303
Tot Roll/Tot Cap %	85%	85%	84%	85%	83%	80%	80%	78%	78%	76%	76%	75%	75%	76%	76%	77%

School Roll Forecast

Culloden Academy

Ardersier Primary

5137624	2023/24	2024/25	2025/26	2026/27	2027/28	2028/29	2029/30	2030/31	2031/32	2032/33	2033/34	2034/35	2035/36	2036/37	2037/38	2038/39
P 1	15	13	11	16	13	12	12	11	12	11	10	10	10	10	9	8
P 2	14	15	13	11	15	13	12	12	11	12	11	11	10	10	10	9
P 3	15	14	15	12	10	16	12	12	12	11	12	11	10	10	10	9
P 4	16	15	14	14	12	10	15	12	12	12	12	11	10	11	10	10
P 5	21	16	15	13	14	12	10	15	12	12	11	12	11	10	11	9
P 6	15	21	16	14	13	14	12	9	15	11	12	11	11	11	10	10
P 7	17	15	21	15	14	13	14	12	9	15	12	11	12	11	11	11
Total Roll	113	109	105	95	91	90	87	83	83	84	80	77	74	73	71	66
Total Capacity	150	150	150	150	150	150	150	150	150	150	150	150	150	150	150	150
Tot Roll - Tot Cap	-37	-41	-45	-55	-59	-60	-63	-67	-67	-66	-70	-73	-76	-77	-79	-84
Tot Roll/Tot Cap %	75%	73%	70%	63%	61%	60%	58%	55%	55%	56%	53%	51%	49%	49%	47%	44%

School Roll Forecast

Culloden Academy
Balloch Primary

5137721	2023/24	2024/25	2025/26	2026/27	2027/28	2028/29	2029/30	2030/31	2031/32	2032/33	2033/34	2034/35	2035/36	2036/37	2037/38	2038/39
P 1	23	25	26	19	16	21	26	28	28	29	30	30	31	31	31	32
P 2	21	23	27	26	20	15	22	28	28	30	30	30	31	31	31	32
P 3	27	21	24	27	27	21	16	23	28	30	30	31	31	31	32	32
P 4	24	27	22	24	28	28	21	17	23	29	31	30	31	32	32	32
P 5	28	24	29	22	25	28	28	21	18	23	30	31	30	31	32	32
P 6	22	28	25	29	23	25	28	28	22	18	24	30	31	31	31	31
P 7	28	22	29	25	30	24	25	29	29	23	18	25	30	31	32	32
Total Roll	173	170	182	172	169	162	166	174	176	182	193	207	215	218	221	223
Total Capacity	278	278	278	278	278	278	278	278	278	278	278	278	278	278	278	278
Tot Roll - Tot Cap	-105	-108	-96	-106	-109	-116	-112	-104	-102	-96	-85	-71	-63	-60	-57	-55
Tot Roll/Tot Cap %	62%	61%	65%	62%	61%	58%	60%	63%	63%	65%	69%	74%	77%	78%	79%	80%

School Roll Forecast

Culloden Academy
Cradlehall Primary

5143527	2023/24	2024/25	2025/26	2026/27	2027/28	2028/29	2029/30	2030/31	2031/32	2032/33	2033/34	2034/35	2035/36	2036/37	2037/38	2038/39
P 1	30	32	32	31	35	32	31	32	32	32	33	32	32	31	31	30
P 2	37	30	31	33	30	35	32	32	32	33	33	33	32	32	31	31
P 3	41	37	29	32	32	30	35	32	33	33	33	33	33	32	31	31
P 4	25	41	36	30	31	32	30	35	33	34	33	33	33	33	32	31
P 5	45	25	40	36	30	31	32	31	35	34	33	34	33	32	32	32
P 6	40	45	24	41	36	29	31	32	31	36	34	33	33	33	32	32
P 7	41	40	44	25	40	36	29	32	33	31	36	34	33	34	32	33
Total Roll	259	250	236	228	234	225	220	226	229	233	235	232	229	227	221	220
Total Capacity	340	340	340	340	340	340	340	340	340	340	340	340	340	340	340	340
Tot Roll - Tot Cap	-81	-90	-104	-112	-106	-115	-120	-114	-111	-107	-105	-108	-111	-113	-119	-120
Tot Roll/Tot Cap %	76%	74%	69%	67%	69%	66%	65%	66%	67%	69%	69%	68%	67%	67%	65%	65%

School Roll Forecast
Culloden Academy
Croy Primary

5138523	2023/24	2024/25	2025/26	2026/27	2027/28	2028/29	2029/30	2030/31	2031/32	2032/33	2033/34	2034/35	2035/36	2036/37	2037/38	2038/39
P 1	19	25	23	21	25	28	26	28	30	33	34	36	39	40	43	44
P 2	22	21	26	25	24	27	30	28	30	32	34	36	38	40	42	44
P 3	15	24	23	28	28	26	29	32	30	33	34	36	39	40	43	44
P 4	12	17	26	24	31	30	27	31	34	32	34	35	38	40	41	44
P 5	12	14	17	28	27	33	31	29	32	34	33	34	37	38	40	42
P 6	15	13	15	19	30	29	34	32	30	33	36	33	36	37	39	41
P 7	9	16	15	16	21	32	31	35	34	31	35	37	35	36	39	40
Total Roll	104	130	145	161	186	205	208	215	220	228	240	247	262	271	287	299
Total Capacity	100	100	100	100	100	100	100	100	100	100	100	100	100	100	100	100
Tot Roll - Tot Cap	4	30	45	61	86	105	108	115	120	128	140	147	162	171	187	199
Tot Roll/Tot Cap %	104%	130%	145%	161%	186%	205%	208%	215%	220%	228%	240%	247%	262%	271%	287%	299%

School Roll Forecast
Culloden Academy
Duncan Forbes Primary

5143624	2023/24	2024/25	2025/26	2026/27	2027/28	2028/29	2029/30	2030/31	2031/32	2032/33	2033/34	2034/35	2035/36	2036/37	2037/38	2038/39
P 1	20	38	27	31	29	30	33	36	36	39	39	41	41	43	43	44
P 2	39	20	39	26	33	29	31	36	37	38	40	40	42	43	43	44
P 3	28	38	21	39	28	33	30	33	37	39	40	41	42	43	43	45
P 4	29	27	40	21	40	28	34	32	34	38	41	41	42	43	43	45
P 5	55	28	29	40	21	40	29	36	32	36	39	41	41	43	43	44
P 6	44	55	29	29	40	21	42	30	37	33	36	41	41	42	42	44
P 7	32	44	56	29	30	41	22	43	31	38	35	37	41	42	43	43
Total Roll	247	250	241	215	221	222	221	246	244	261	270	282	290	299	300	309
Total Capacity	364	364	364	364	364	364	364	364	364	364	364	364	364	364	364	364
Tot Roll - Tot Cap	-117	-114	-123	-149	-143	-142	-143	-118	-120	-103	-94	-82	-74	-65	-64	-55
Tot Roll/Tot Cap %	68%	69%	66%	59%	61%	61%	61%	68%	67%	72%	74%	77%	80%	82%	82%	85%

School Roll Forecast
 Culloden Academy
 Smithton Primary

5141621	2023/24	2024/25	2025/26	2026/27	2027/28	2028/29	2029/30	2030/31	2031/32	2032/33	2033/34	2034/35	2035/36	2036/37	2037/38	2038/39
P 1	48	55	43	41	47	41	39	39	37	37	36	36	35	35	35	34
P 2	49	48	54	41	40	47	40	39	38	38	37	37	36	36	36	36
P 3	54	49	47	53	40	38	46	39	38	38	38	37	36	37	36	36
P 4	58	54	48	46	51	39	38	45	39	38	38	38	37	38	37	36
P 5	50	58	53	46	45	51	38	38	44	39	38	39	38	38	38	37
P 6	58	50	57	52	45	44	50	38	36	44	39	38	39	39	38	38
P 7	53	58	49	56	51	45	43	50	37	37	44	39	39	40	39	39
Total Roll	370	372	351	335	319	305	294	288	269	271	270	264	260	263	259	256
Total Capacity	441	441	441	441	441	441	441	441	441	441	441	441	441	441	441	441
Tot Roll - Tot Cap	-71	-69	-90	-106	-122	-136	-147	-153	-172	-170	-171	-177	-181	-178	-182	-185
Tot Roll/Tot Cap %	84%	84%	80%	76%	72%	69%	67%	65%	61%	61%	61%	60%	59%	60%	59%	58%

Agenda Item	9.2
Report No	CIA/07/25

The Highland Council

Committee: City of Inverness Area Committee

Date: 3rd February 2025

Report Title: Inverness Royal Academy Associated School Group Overview

Report By: Assistant Chief Executive, People

1. Purpose/Executive Summary

- 1.1 This report provides an update of key information in relation to the schools within the Inverness Royal Academy Associated School Group (ASG) and provides useful updated links to further information in relation to these schools.
- 1.2 The primary schools in this area serve 1572 pupils, ELC settings serve 330 children (322 in LA settings and 8 in Partner settings as at September Census), with the secondary school serving 1317 young people.

2. Recommendations

- 2.1 Members are asked to:
 - i. Scrutinise and note the content of the report

3. Implications –

- 3.1 Resource - There is no financial implication of this report.
- 3.2 Legal -There is no implication on community in this report.
- 3.3 Risk - The Service is committed to a sustained focus on progress and improvement to mitigate against the risk of under-performance which impacts on children and young people being able to achieve their full potential.
- 3.4 Health and Safety (risks arising from changes to plant, equipment, process, or people) - There are no health and safety risks arising from this report.
- 3.5 Gaelic - Continued improvements in primary phase Gaelic Medium Education attainment will support progress in secondary.

4. School Information

4.1 School website links

Secondary – **Link to [Inverness Royal Academy](#) website**

Primary [Link to School information on Highland Council website](#)

School	Link to School Webpage
Aldourie Primary	Link
Bun-Sgoil Ghàidhlig Inbhir Nis	Link
Cauldeen Primary	Link
Farr Primary (Inv)	Link
Hilton Primary	Website Under Construction
Holm Primary	Website Under Construction
Lochardil Primary	Link
Ness Castle Primary	Link
Stratherrick Primary	Website Under Construction

4.2 Standards and Quality Reports – latest reports

School	Leadership of change	Learning, teaching and assessment	Ensuring wellbeing, equality and inclusion	Raising attainment and achievement
Aldourie Primary	Satisfactory	Good	Good	Satisfactory
Bun-Sgoil Ghàidhlig Inbhir Nis	Very Good	Very Good	Very Good	Very Good
Cauldeen Primary	Satisfactory	Good	Good	Good
Farr Primary (Inv)	Good	Good	Good	Good
Hilton Primary	Good	Good	Good	Good
Holm Primary	Good	Good	Good	Good
Lochardil Primary	Very Good	Good	Very Good	Good
Ness Castle Primary	Good	Good	Good	Good
Stratherrick Primary	Satisfactory	Good	Very Good	Very good

ELC	Leadership of change	Learning, teaching and assessment	Ensuring wellbeing, equality and inclusion	Raising attainment and achievement
Bun-Sgoil Ghàidhlig Inbhir Nis Nursery	Very Good	Good	Very Good	Good
Cauldeen PS Nursery	Satisfactory	Good	Good	Good
Farr PS Nursery (Inv)	Very Good	Very Good	Very Good	Very Good
Hilton PS Nursery	Good	Good	Good	Good
Holm PS Nursery	Good	Good	Good	Good
Lochardil PS Nursery	Good	Good	Very Good	Good
Ness Castle PS Nursery	Good	Good	Good	Good
Stratherrick PS Nursery	Satisfactory	Good	Very Good	Very Good

4.3 Education Scotland Inspection reports

School	Date of Latest Published Report	Link to Education Scotland Pages
Aldourie Primary	+ 5 Years	Link
Bun-Sgoil Ghàidhlig Inbhir Nis	19/09/23	Link
Cauldeen Primary	+ 5 Years	Link
Farr Primary (Inv)	+ 5 Years	Link
Hilton Primary	27/08/19	Link
Holm Primary	+ 5 Years	Link
Lochardil Primary	08/11/22	Link
Ness Castle Primary	-	-
Stratherrick Primary	26/03/24	Link

Education Scotland website shows review and inspection reports in last 5 years, older reports are no longer available to view on the site.

5 School Rolls

5.1 ASG SCHOOL ROLLS – Session 2024-25

Primary School	P1	P2	P3	P4	P5	P6	P7	Total
Aldourie Primary		1	4	2	8	2	3	20
Bun-sgoil Ghàidhlig Inbhir Nis	43	24	40	28	27	31	27	220
Cauldeen Primary	33	43	36	32	35	33	39	251
Farr Primary (Inv)	6	7	12	11	6	10	7	59
Hilton Primary	28	30	47	25	41	37	41	249
Holm Primary	30	25	41	32	27	36	33	224
Lochardil Primary	40	41	40	45	42	62	59	329

Ness Castle Primary	44	31	33	26	21	25	24	204
Stratherrick Primary	4	2	2	3	1	4		16
Total	228	204	255	204	208	240	233	1572

5.2

School Name	S1	S2	S3	S4	S5	S6	TOTAL S1-S6
Inverness Royal Academy	268	217	245	242	206	139	1317

6

School Roll and Capacity Forecasts

The school roll and capacity forecast for the ASG are in Appendix 1.

Attendance/Absence/Exclusions – Session 2022/23

Primary Schools	%Actual Attendance	% Authorised Absences	% Unauthorised Absences	No of Exclusions	Exclusion Rates per 1000 pupils
National Primary(2022-23)	92.2%	5.3%	2.6%	1760	4.5
Highland Primary (2022-23)	92.0%	6.1%	c	c	c
Aldourie Primary	92.3%	6.5%	1.2%	0	0
Bun-Sgoil Ghàidhlig Inbhir Nis	94.4%	4.2%	1.4%	0	0
Cauldeen Primary	88.8%	8.9%	c	c	c
Farr Primary (Inv)	92.1%	4.6%	3.4%	0	0
Hilton Primary	91.4%	6.1%	2.5%	c	c
Holm Primary	93.6%	4.7%	1.7%	0	0
Lochardil Primary	94.7%	3.9%	1.4%	0	0
Ness Castle Primary	91.4%	6.2%	2.4%	0	0
Stratherrick Primary	91.1%	c	c	0	0

Secondary School	%Actual Attendance	% Authorised Absences	% Unauthorised Absences	No of Exclusions	Exclusion Rates per 1000 pupils
National Secondary (2022-23)	87.7	7.1	5.1	9724	31.5
Highland Secondary (2022-23)	86.8	8.1	4.9	587	42.2
Inverness Royal Academy	87.3%	7.3%	5.4%	80	59.12

7 Attainment Profile

7.1 Primary Attainment – Pupils Achieving Expected National Curriculum for Excellence Levels - P1,4,7 Combined, Literacy and Numeracy

2023/24	Roll P1/4/7	Reading	Writing	Listening & Talking	Numeracy
National		80.5%	76.2%	87.3%	80.3%

Highland		76.4%	70.9%	86.5%	74.4%
Aldourie Primary	5	c	c	c	c
Bun-Sgoil Ghàidhlig Inbhir Nis	98	80-90%	70-80%	90+%	60-70%
Cauldeen Primary	104	50-60%	50-60%	70-80%	60-70%
Farr Primary (Inv)	24	90+%	90+%	90+%	90+%
Hilton Primary	94	50-60%	50-60%	70-80%	50-60%
Holm Primary	95	70-80%	70-80%	90+%	80-90%
Lochardil Primary	144	90+%	80-90%	90+%	80-90%
Ness Castle Primary	94	70-80%	60-70%	90+%	70-80%
Stratherrick Primary	7	c	c	c	c

*c represents small numbers that are suppressed to maintain confidentiality.

2022/23	Roll P1/4/7	Reading	Writing	Listening & Talking	Numeracy
National		80%	75%	87%	80%
Highland		74%	68%	74%	72%
Aldourie Primary	7	c	c	c	c
Bun-Sgoil Ghàidhlig Inbhir Nis	112	80-90%	70-80%	90+%	60-70%
Cauldeen Primary	88	40-50%	30-40%	60-70%	50-60%
Farr Primary (Inv)	32	80-90%	70-80%	70-80%	70-80%
Hilton Primary	122	50-60%	60-70%	80-90%	50-60%
Holm Primary	121	80-90%	70-80%	90+%	70-80%
Lochardil Primary	145	80-90%	80-90%	90+%	80-90%
Ness Castle Primary	51	70-80%	60-70%	70-80%	70-80%
Stratherrick Primary	8	c	c	c	c

2021/22	Roll P1/4/7	Reading	Writing	Listening & Talking	Numeracy
National		78%	73%	86%	78%
Highland		71%	63%	81%	69%
Aldourie Primary	4	c	c	c	c
Bun-Sgoil Ghàidhlig Inbhir Nis	85	70-80%	60-70%	80-90%	60-70%
Cauldeen Primary	103	50-60%	40-50%	60-70%	60-70%
Farr Primary (Inv)	33	80-90%	60-70%	80-90%	70-80%
Hilton Primary	106	50-60%	40-50%	60-70%	50-60%
Holm Primary	133	70-80%	60-70%	90+%	70-80%
Lochardil Primary	142	80-90%	70-80%	90+%	70-80%
Ness Castle Primary	-	-	-	-	-

Stratherrick Primary	8	C	C	C	C
----------------------	---	---	---	---	---

7.2 Secondary Attainment

School leavers Achieving Literacy

Establishment	Year	% Level 4 Literacy	% Level 5 Literacy
Inverness Royal Academy	2022	93%	77%
Virtual Comparator	2022	93%	82%
Inverness Royal Academy	2021	C	90%
Virtual Comparator	2021	C	90%
Inverness Royal Academy	2020	93%	82%
Virtual Comparator	2020	95%	87%

School Leavers Achieving Numeracy

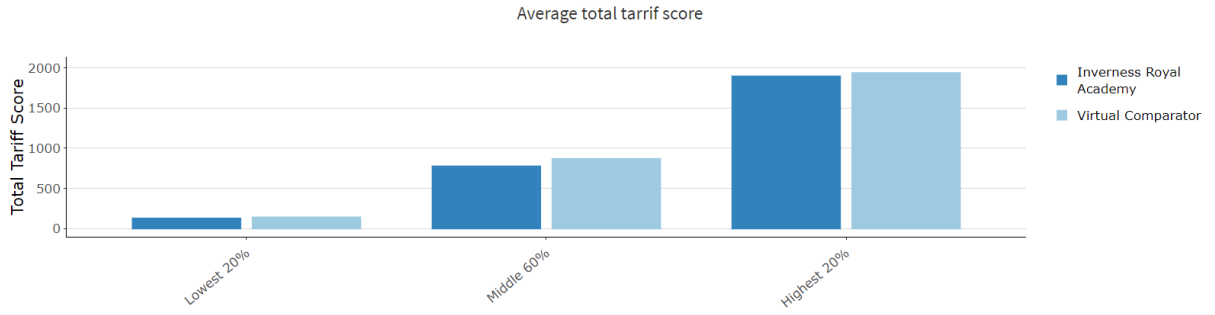
Establishment	Year	% Level 4 Numeracy	% Level 5 Numeracy
Inverness Royal Academy	2022	83%	59%
Virtual Comparator	2022	90%	72%
Inverness Royal Academy	2021	92%	74%
Virtual Comparator	2021	96%	81%
Inverness Royal Academy	2020	87%	64%
Virtual Comparator	2020	93%	75%

Senior Phase

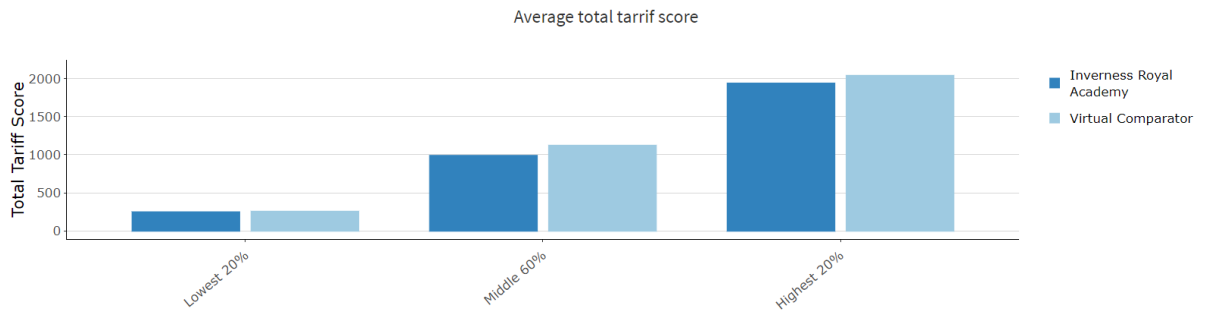
Average Total Tariff Score for Leavers

Establishment	Year	Lowest 20%	Middle 60%	Highest 20%
Inverness Royal Academy	2022	127	776	1896
Virtual Comparator	2022	141	869	1938
Inverness Royal Academy	2021	247	988	1937
Virtual Comparator	2021	255	1121	2038
Inverness Royal Academy	2020	122	853	1940
Virtual Comparator	2020	191	1005	2024

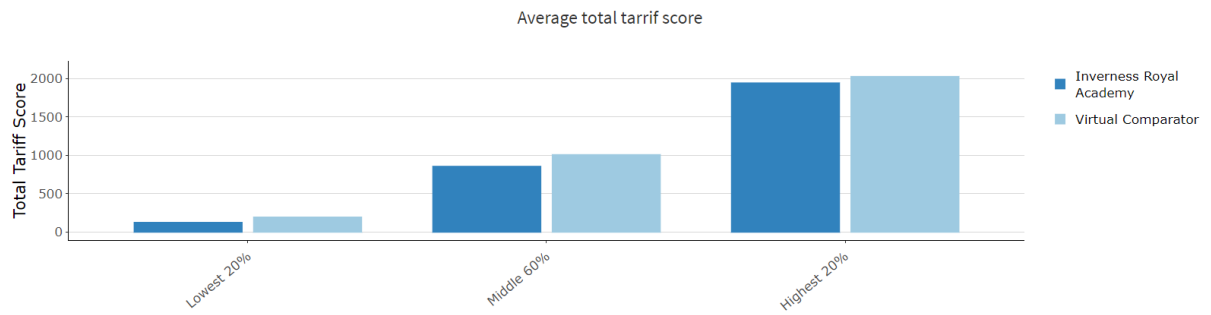
7.3 2022



7.4 2021



7.5 2020



7.6 Pupil Destinations 16+

Leaver destination information is taken from the School Leaver Destination data collected by Skills Development Scotland (SDS) on behalf of the Scottish Government.

	% Positive Destinations		
	2020/21	2021/22	2022/23
Inverness Royal Academy	88.89	96.23	95.35
Highland	94.33	94.45	95.27
Scotland	95.48	95.74	95.87

Number of pupils leaving in school year:

Total No. Leavers	Inverness Royal Academy	HIGHLAND	SCOTLAND
2020/21	180	2328	50719
2021/22	212	2559	55211
2022/23	215	2474	54719

Destinations of Pupils (%)

DESTINATION	Inverness Royal Academy			HIGHLAND			SCOTLAND		
	20/21	21/22	22/23	20/21	21/22	22/23	20/21	21/22	22/23
Higher Education	33.89	37.26	34.42	36.38	34.11	33.10	45.11	41.27	40.3
Further Education	16.67	17.92	20.47	18.08	19.54	20.53	23.29	25.45	26.62
Training	1.67	0.94	1.86	2.71	1.52	1.9	3.67	2.91	3.35
Employment	35.56	40.09	38.14	36.6	38.73	39.05	22.58	25.12	24.34
Voluntary	0.56	0	0.47	0.43	0.31	0.53	0.37	0.47	0.52
Activity Agreements	0	0	0	0	0	0	0	0	0
Unemployed Seeking	8.33	2.35	3.26	3.14	2.89	2.95	2.53	2.32	2.24
Unemployed Not Seeking	2.22	1.41	1.4	2.1	1.76	1.62	1.69	1.55	1.57
Unknown	0.56	0	0	0.43	0.9	0.16	0.3	0.4	0.32

Note: National averages have been calculated from the figures for all available local authority and grant-aided schools, whereas the local authority averages are based on local authority schools only.

Designation: Area Education and Learning Manager

Date: 20.1.2025

Author: Fiona Shearer

Background Papers:

Appendix 1: School Roll and Capacity Forecast for ASG

APPENDIX 1 School Roll and Capacity Forecast for ASG

School Roll Forecast

Inverness Royal Academy
Inverness Royal Academy

5139120	2023/24	2024/25	2025/26	2026/27	2027/28	2028/29	2029/30	2030/31	2031/32	2032/33	2033/34	2034/35	2035/36	2036/37	2037/38	2038/39
S 1	220	262	254	253	227	211	270	206	251	211	219	220	212	195	194	191
S 2	236	221	263	254	253	227	211	270	205	250	211	217	218	210	195	194
S 3	242	236	222	263	254	252	226	211	270	205	250	209	215	217	209	195
S 4	257	242	237	222	263	253	252	226	210	269	204	248	207	214	215	208
S 5	207	224	212	206	193	228	220	219	196	183	234	177	215	180	185	187
S 6	196	138	149	140	137	128	151	146	145	130	121	155	117	142	119	122
Total Roll	1358	1323	1337	1338	1327	1299	1330	1278	1277	1248	1239	1226	1184	1158	1117	1097
Total Capacity	1452	1452	1452	1452	1452	1452	1452	1452	1452	1452	1452	1452	1452	1452	1452	1452
Tot Roll - Tot Cap	-94	-129	-115	-114	-125	-153	-122	-174	-175	-204	-213	-226	-268	-294	-335	-355
Tot Roll/Tot Cap %	94%	91%	92%	92%	91%	89%	92%	88%	88%	86%	85%	84%	82%	80%	77%	76%

School Roll Forecast

Inverness Royal Academy
Aldourie Primary

5137527	2023/24	2024/25	2025/26	2026/27	2027/28	2028/29	2029/30	2030/31	2031/32	2032/33	2033/34	2034/35	2035/36	2036/37	2037/38	2038/39
P 1	1	5	1	3	5	3	5	4	5	5	5	5	5	5	5	5
P 2	4	1	5	2	3	4	4	4	5	5	5	5	5	5	5	5
P 3	2	4	1	5	2	4	4	4	5	5	5	5	5	5	5	5
P 4	8	2	4	2	5	2	4	4	4	5	5	5	5	5	5	5
P 5	1	8	2	5	1	6	2	4	4	4	5	5	5	5	5	5
P 6	3	1	8	3	4	2	6	2	4	4	4	5	5	5	5	5
P 7	4	3	1	9	3	4	2	6	2	4	4	4	5	5	5	5
Total Roll	23	24	22	29	23	25	27	28	29	32	33	34	35	35	35	35
Total Capacity	50	50	50	50	50	50	50	50	50	50	50	50	50	50	50	50
Tot Roll - Tot Cap	-27	-26	-28	-21	-27	-25	-23	-22	-21	-18	-17	-16	-15	-15	-15	-15
Tot Roll/Tot Cap %	46%	48%	44%	58%	46%	50%	54%	56%	58%	64%	66%	68%	70%	70%	70%	70%

School Roll Forecast
Inverness Royal Academy
Bun-sgoil Ghàidhlig Inbhir Nis

5120128	2023/24	2024/25	2025/26	2026/27	2027/28	2028/29	2029/30	2030/31	2031/32	2032/33	2033/34	2034/35	2035/36	2036/37	2037/38	2038/39
P 1	25	35	27	31	30	29	25	26	25	25	25	25	24	24	24	24
P 2	41	25	35	27	31	30	28	26	26	25	25	25	25	24	25	24
P 3	27	41	25	35	27	30	30	29	25	26	25	26	24	25	25	24
P 4	27	27	41	25	35	27	30	30	28	26	26	25	25	25	25	25
P 5	33	27	27	41	25	34	27	30	30	28	26	26	25	25	25	25
P 6	29	33	27	27	41	24	35	27	29	30	28	26	25	26	25	25
P 7	27	29	33	27	27	40	25	34	27	29	30	28	26	26	25	26
Total Roll	209	217	215	213	216	214	200	202	190	189	185	181	174	175	174	173
Total Capacity	281	281	281	281	281	281	281	281	281	281	281	281	281	281	281	281
Tot Roll - Tot Cap	-72	-64	-66	-68	-65	-67	-81	-79	-91	-92	-96	-100	-107	-106	-107	-108
Tot Roll/Tot Cap %	74%	77%	77%	76%	77%	76%	71%	72%	68%	67%	66%	64%	62%	62%	62%	62%

School Roll Forecast
Inverness Royal Academy
Cauldeen Primary

5139627	2023/24	2024/25	2025/26	2026/27	2027/28	2028/29	2029/30	2030/31	2031/32	2032/33	2033/34	2034/35	2035/36	2036/37	2037/38	2038/39
P 1	32	43	33	43	37	36	27	25	25	24	23	23	21	22	20	20
P 2	36	32	43	33	42	36	36	26	25	25	23	23	22	22	21	21
P 3	29	36	32	43	32	42	35	35	26	24	24	23	23	21	22	20
P 4	32	29	36	31	43	31	42	35	34	25	24	24	23	22	22	21
P 5	28	32	29	35	32	42	30	42	34	34	24	25	23	23	22	22
P 6	38	28	32	29	35	30	42	30	41	33	34	24	24	23	23	22
P 7	45	38	28	31	29	34	31	40	30	41	33	33	24	24	23	23
Total Roll	240	238	233	245	250	251	243	233	215	206	185	175	160	157	153	149
Total Capacity	284	284	284	284	284	284	284	284	284	284	284	284	284	284	284	284
Tot Roll - Tot Cap	-44	-46	-51	-39	-34	-33	-41	-51	-69	-78	-99	-109	-124	-127	-131	-135
Tot Roll/Tot Cap %	85%	84%	82%	86%	88%	88%	86%	82%	76%	73%	65%	62%	56%	55%	54%	52%

School Roll Forecast
Inverness Royal Academy
Farr Primary (Inv)

5138922	2023/24	2024/25	2025/26	2026/27	2027/28	2028/29	2029/30	2030/31	2031/32	2032/33	2033/34	2034/35	2035/36	2036/37	2037/38	2038/39
P 1	6	10	6	5	7	6	7	8	8	8	7	8	8	8	8	8
P 2	12	6	10	7	4	7	6	8	7	8	8	8	8	8	8	8
P 3	11	12	6	10	7	4	7	6	8	8	8	8	7	8	8	8
P 4	6	11	12	6	11	6	4	8	5	8	8	8	8	8	8	8
P 5	6	6	11	12	6	11	6	4	8	6	7	8	8	9	8	8
P 6	7	6	6	11	12	6	11	6	5	7	6	8	8	8	8	8
P 7	15	7	6	6	11	12	7	10	6	5	7	6	8	8	8	9
Total Roll	63	58	57	57	58	52	48	50	47	50	51	54	55	57	56	57
Total Capacity	75	75	75	75	75	75	75	75	75	75	75	75	75	75	75	75
Tot Roll - Tot Cap	-12	-17	-18	-18	-17	-23	-27	-25	-28	-25	-24	-21	-20	-18	-19	-18
Tot Roll/Tot Cap %	84%	77%	76%	76%	77%	69%	64%	67%	63%	67%	68%	72%	73%	76%	75%	76%

School Roll Forecast
Inverness Royal Academy
Hilton Primary

5140226	2023/24	2024/25	2025/26	2026/27	2027/28	2028/29	2029/30	2030/31	2031/32	2032/33	2033/34	2034/35	2035/36	2036/37	2037/38	2038/39
P 1	32	30	33	27	26	29	29	28	28	28	27	26	26	25	24	24
P 2	46	31	30	33	27	26	29	28	29	28	27	27	25	26	25	24
P 3	22	45	31	29	34	27	26	28	28	28	28	26	27	25	25	24
P 4	43	22	44	31	29	34	27	25	28	28	28	27	27	26	25	25
P 5	39	42	21	45	31	29	33	27	25	28	28	27	27	27	26	25
P 6	40	39	41	21	45	31	29	33	26	25	27	28	27	27	26	26
P 7	52	40	38	42	21	45	30	29	32	27	24	27	27	28	27	26
Total Roll	274	249	238	228	213	221	203	198	196	192	189	188	186	184	178	174
Total Capacity	342	342	342	342	342	342	342	342	342	342	342	342	342	342	342	342
Tot Roll - Tot Cap	-68	-93	-104	-114	-129	-121	-139	-144	-146	-150	-153	-154	-156	-158	-164	-168
Tot Roll/Tot Cap %	80%	73%	70%	67%	62%	65%	59%	58%	57%	56%	55%	55%	54%	54%	52%	51%

School Roll Forecast
Inverness Royal Academy
Holm Primary

5139120	2023/24	2024/25	2025/26	2026/27	2027/28	2028/29	2029/30	2030/31	2031/32	2032/33	2033/34	2034/35	2035/36	2036/37	2037/38	2038/39
P 1	24	27	33	31	27	30	27	27	27	27	27	26	26	26	25	24
P 2	42	24	28	34	30	27	30	27	27	28	27	26	26	26	25	24
P 3	31	42	25	29	33	30	27	31	27	27	28	26	27	25	26	24
P 4	26	32	43	25	28	33	31	27	30	27	28	27	27	26	25	25
P 5	35	27	32	43	25	28	33	31	27	30	28	27	26	26	26	25
P 6	32	36	27	33	43	24	28	34	30	27	30	28	26	26	26	26
P 7	38	32	37	28	32	43	25	28	33	31	27	30	26	27	26	25
Total Roll	228	220	225	223	218	215	201	205	201	197	195	190	184	182	179	173
Total Capacity	310	310	310	310	310	310	310	310	310	310	310	310	310	310	310	310
Tot Roll - Tot Cap	-82	-90	-85	-87	-92	-95	-109	-105	-109	-113	-115	-120	-126	-128	-131	-137
Tot Roll/Tot Cap %	74%	71%	73%	72%	70%	69%	65%	66%	65%	64%	63%	61%	59%	59%	58%	56%

School Roll Forecast
Inverness Royal Academy
Lochardil Primary

5140323	2023/24	2024/25	2025/26	2026/27	2027/28	2028/29	2029/30	2030/31	2031/32	2032/33	2033/34	2034/35	2035/36	2036/37	2037/38	2038/39
P 1	42	47	29	35	37	32	34	33	32	31	30	29	28	28	27	26
P 2	43	41	47	29	33	37	31	33	33	31	31	30	29	28	28	26
P 3	45	42	42	46	27	32	36	30	33	32	30	30	30	28	28	27
P 4	38	44	43	40	45	26	32	35	30	32	31	31	30	29	29	27
P 5	60	38	44	41	39	45	26	30	35	29	32	31	31	30	29	29
P 6	57	59	38	43	41	38	44	25	30	35	28	31	32	30	30	30
P 7	46	57	59	36	43	40	38	43	25	29	34	28	32	31	31	30
Total Roll	331	328	302	270	265	250	241	229	218	219	216	210	212	204	202	195
Total Capacity	317	317	317	317	317	317	317	317	317	317	317	317	317	317	317	317
Tot Roll - Tot Cap	14	11	-15	-47	-52	-67	-76	-88	-99	-98	-101	-107	-105	-113	-115	-122
Tot Roll/Tot Cap %	104%	103%	95%	85%	84%	79%	76%	72%	69%	69%	68%	66%	67%	64%	64%	62%

School Roll Forecast
Inverness Royal Academy
Ness Castle Primary

0	2023/24	2024/25	2025/26	2026/27	2027/28	2028/29	2029/30	2030/31	2031/32	2032/33	2033/34	2034/35	2035/36	2036/37	2037/38	2038/39
P 1	28	31	30	30	37	34	26	27	29	31	32	31	32	31	30	30
P 2	35	29	33	31	31	38	36	27	28	31	31	32	31	30	30	30
P 3	23	37	31	34	32	32	40	38	28	31	32	31	31	31	31	30
P 4	16	24	39	33	34	33	33	42	39	30	32	31	31	31	30	30
P 5	21	17	26	40	33	35	34	35	42	40	31	30	31	30	29	29
P 6	22	22	18	27	41	34	36	36	35	43	41	30	30	30	29	29
P 7	13	23	24	18	28	42	35	38	36	37	44	40	30	29	29	28
Total Roll	158	183	201	213	236	248	240	243	237	243	243	225	216	212	208	206
Total Capacity	317	317	317	317	317	317	317	317	317	317	317	317	317	317	317	317
Tot Roll - Tot Cap	-159	-134	-116	-104	-81	-69	-77	-74	-80	-74	-74	-92	-101	-105	-109	-111
Tot Roll/Tot Cap %	50%	58%	63%	67%	74%	78%	76%	77%	75%	77%	77%	71%	68%	67%	66%	65%

School Roll Forecast
Inverness Royal Academy
Stratherrick Primary

5143721	2023/24	2024/25	2025/26	2026/27	2027/28	2028/29	2029/30	2030/31	2031/32	2032/33	2033/34	2034/35	2035/36	2036/37	2037/38	2038/39
P 1	3	4	5	2	3	3	2	3	3	2	3	3	3	3	2	3
P 2	2	3	4	5	2	3	3	3	2	3	3	2	3	3	3	3
P 3	3	2	3	4	6	1	3	3	3	2	3	3	3	3	2	3
P 4	1	3	2	3	4	6	1	3	3	3	3	2	3	3	3	3
P 5	5	1	3	2	3	4	6	1	3	3	3	3	3	2	3	3
P 6	0	5	1	3	2	3	4	6	1	3	3	3	3	3	3	3
P 7	1	0	5	1	3	2	3	4	6	1	3	3	3	3	3	3
Total Roll	15	18	23	20	23	22	22	23	21	17	21	19	21	20	19	21
Total Capacity	25	25	25	25	25	25	25	25	25	25	25	25	25	25	25	25
Tot Roll - Tot Cap	-10	-7	-2	-5	-2	-3	-3	-2	-4	-8	-4	-6	-4	-5	-6	-4
Tot Roll/Tot Cap %	60%	72%	92%	80%	92%	88%	88%	92%	84%	68%	84%	76%	84%	80%	76%	84%

Agenda Item	9.3
Report No	CIA/08/25

The Highland Council

Committee: City of Inverness Area Committee

Date: 3.2.2025

Report Title: Millburn Academy Associated School Group Overview

Report By: Assistant Chief Executive, People

1. Purpose/Executive Summary

1.1 This report provides an update of key information in relation to the schools within the Millburn Academy Associated School Group (ASG) and provides useful updated links to further information in relation to these schools.

1.2 The primary schools in this area serve 1230 pupils, ELC settings serve 193 children (193 in LA settings as at September Census), with the secondary school serving 1261 young people.

2. Recommendations

2.1 Members are asked to:

- i. Scrutinise and note the content of the report

3. Implications –

3.1 Resource - There is no financial implication of this report.

3.2 Legal -There is no implication on community in this report.

3.3 Risk - The Service is committed to a sustained focus on progress and improvement to mitigate against the risk of under-performance which impacts on children and young people being able to achieve their full potential.

3.4 Health and Safety (risks arising from changes to plant, equipment, process, or people) - There are no health and safety risks arising from this report.

3.5 Gaelic - Continued improvements in primary phase Gaelic Medium Education attainment will support progress in secondary.

4. School Information

4.1 School website links

Secondary – [Link to Millburn Academy website](#)

Primary [Link to School information on Highland Council website](#)

School	Link to School Webpage
Crown Primary	Link
Daviot Primary	Link
Drakies Primary	Link
Inshes Primary	Website Under Construction
Milton of Leys Primary	Website Under Construction
Raigmore Primary	Website Under Construction
Strathdearn Primary	Link

4.2 Standards and Quality Reports – latest reports

School	Leadership of change	Learning, teaching and assessment	Ensuring wellbeing, equality and inclusion	Raising attainment and achievement
Crown Primary	Good	Good	Good	Very Good
Daviot Primary	Good	Very Good	Very Good	Good
Drakies Primary	Good	Good	Very Good	Good
Inshes Primary	Good	Good	Good	Satisfactory
Milton of Leys Primary	Satisfactory	Satisfactory	Good	Satisfactory
Raigmore Primary	Good	Good	Very Good	Satisfactory
Strathdearn Primary	Good	Good	Good	Good

ELC	Leadership of change	Learning, teaching and assessment	Ensuring wellbeing, equality and inclusion	Raising attainment and achievement
Crown PS Nursery	Good	Satisfactory	Satisfactory	Good
Drakies PS Nursery	Good	Very Good	Very Good	Very Good
Inshes PS Nursery	Good	Good	Satisfactory	Good
Milton of Leys PS Nursery	Good	Good	Good	Satisfactory
Raigmore PS Nursery	Good	Good	Good	Good

Strathdearn PS Nursery	Very Good	Good	Very Good	Very Good
------------------------	-----------	------	-----------	-----------

4.3 Education Scotland Inspection reports

School	Date of Latest Published Report	Link to Education Scotland Pages
Crown Primary	14/01/20	Link
Daviot Primary	+ 5 Years	Link
Drakies Primary	+ 5 Years	Link
Inshes Primary	+ 5 Years	Link
Milton of Leys Primary	+ 5 Years	Link
Raigmore Primary	21/11/23	Link
Strathdearn Primary	+ 5 Years	Link

Education Scotland website shows review and inspection reports in last 5 years, older reports are no longer available to view on the site.

5 School Rolls

5.1 ASG SCHOOL ROLLS – Session 2024-25

Primary School	P1	P2	P3	P4	P5	P6	P7	Total
Crown Primary	31	27	38	37	28	43	33	237
Drakies Primary	22	33	34	30	30	39	42	230
Inshes Primary	46	36	41	25	56	47	38	289
Milton of Leys Primary	30	39	36	37	38	53	44	277
Raigmore Primary	19	24	19	28	29	27	20	166
Strathdearn Primary	2	5	5	6	7	3	3	31
Total	150	164	173	163	188	212	180	1230

School Name	S1	S2	S3	S4	S5	S6	TOTAL S1-S6
Millburn Academy	211	230	234	235	218	133	1261

5.2 School Roll and Capacity Forecasts

The school roll and capacity forecast for the ASG are in Appendix 1.

6 Attendance/Absence/Exclusions – Session 2022/23

Primary Schools	%Actual Attendance	% Authorised Absences	% Unauthorised Absences	No of Exclusions	Exclusion Rates per 1000 pupils
National Primary(2022-23)	92.2%	5.3%	2.6%	1760	4.5
Highland Primary (2022-23)	92.0%	6.1%	c	c	c
Crown Primary	93.7%	4.1%	2.2%	0	0
Daviot Primary	95.7%	c	c	0	0
Drakies Primary	93.5%	4.4%	c	c	c
Inshes Primary	91.8%	6.7%	1.5%	0	0
Milton of Leys Primary	92.4%	4.4%	3.2%	0	0

Raigmore Primary	90.6%	7.8%	c	c	c
Strathdearn Primary	93.6%	4.7%	1.7%	0	0

Secondary School	%Actual Attendance	% Authorised Absences	% Unauthorised Absences	No of Exclusions	Exclusion Rates per 1000 pupils
National Secondary (2022-23)	87.7	7.1	5.1	9724	31.5
Highland Secondary (2022-23)	86.8	8.1	4.9	587	42.2
Millburn Academy	89.2%	5.3%	5.4%	75	60.19

7 Attainment Profile

7.1 Primary Attainment – Pupils Achieving Expected National Curriculum for Excellence Levels - P1,4,7 Combined, Literacy and Numeracy

2023/24	Roll P1/4/7	Reading	Writing	Listening & Talking	Numeracy
National		80.5%	76.2%	87.3%	80.3%
Highland		76.4%	70.9%	86.5%	74.4%
Crown Primary	101	80-90%	70-80%	90+%	80-90%
Drakies Primary	94	70-80%	70-80%	90+%	70-80%
Inshes Primary	109	60-70%	60-70%	70-80%	60-70%
Milton of Leys Primary	111	60-70%	60-70%	70-80%	60-70%
Raigmore Primary	67	60-70%	50-60%	70-80%	60-70%
Strathdearn Primary	11	c	c	c	c

*c represents small numbers that are suppressed to maintain confidentiality.

2022/23	Roll P1/4/7	Reading	Writing	Listening & Talking	Numeracy
National		80%	75%	87%	80%
Highland		74%	68%	74%	72%
Crown Primary	116	70-80%	60-70%	80-90%	70-80%
Daviot Primary	5	c	c	c	c
Drakies Primary	106	80-90%	80-90%	90+%	70-80%
Inshes Primary	127	60-70%	50-60%	70-80%	50-60%
Milton of Leys Primary	142	60-70%	50-60%	80-90%	60-70%
Raigmore Primary	75	50-60%	30-40%	50-60%	40-50%
Strathdearn Primary	12	c	c	c	c

2021/22	Roll P1/4/7	Reading	Writing	Listening & Talking	Numeracy
National		78%	73%	86%	78%
Highland		71%	63%	81%	69%
Crown Primary	115	70-80%	60-70%	80-90%	70-80%
Daviot Primary	8	c	c	c	c
Drakies Primary	94	70-80%	70-80%	90+%	80-90%
Inshes Primary	121	60-70%	40-50%	70-80%	60-70%
Milton of Leys Primary	143	60-70%	50-60%	70-80%	60-70%
Raigmore Primary	89	50-60%	40-50%	60-70%	40-50%
Strathdearn Primary	16	c	c	c	c

7.2 Secondary Attainment

School leavers Achieving Literacy

Establishment	Year	% Level 4 Literacy	% Level 5 Literacy
Millburn Academy	2022	92	79
Virtual Comparator	2022	93	84
Millburn Academy	2021	91	86
Virtual Comparator	2021	96	86
Millburn Academy	2020	97	91
Virtual Comparator	2020	97	88

School Leavers Achieving Numeracy

Establishment	Year	% Level 4 Numeracy	% Level 5 Numeracy
Millburn Academy	2022	90	73
Virtual Comparator	2022	90	73
Millburn Academy	2021	91	80
Virtual Comparator	2021	93	75
Millburn Academy	2020	91	72
Virtual Comparator	2020	95	79

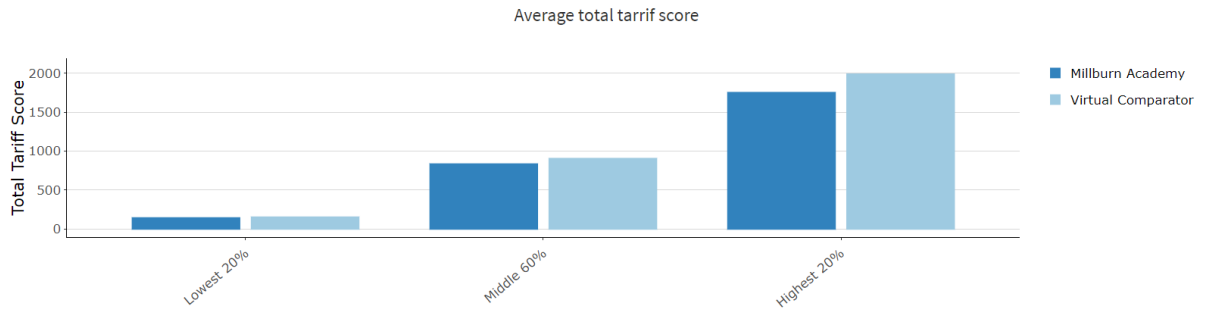
Senior Phase

Average Total Tariff Score for Leavers

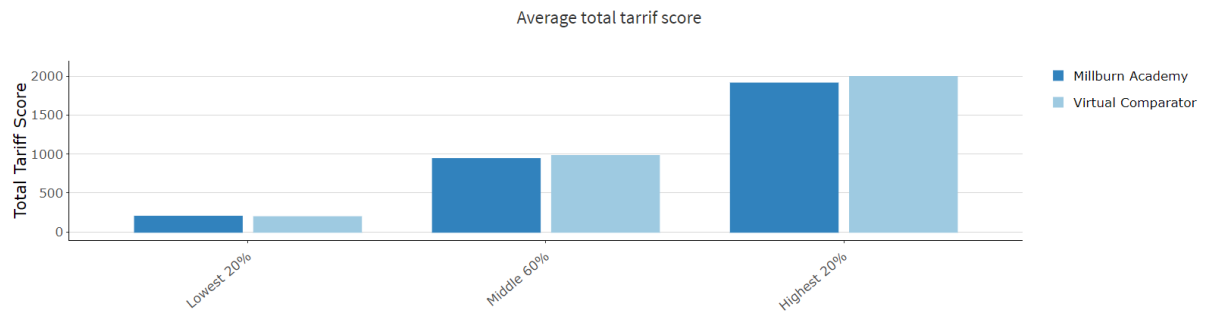
Establishment	Year	Lowest 20%	Middle 60%	Highest 20%
Millburn Academy	2022	142	834	1751
Virtual Comparator	2022	152	904	1988
Millburn Academy	2021	199	939	1908

Virtual Comparator	2021	193	978	1992
Millburn Academy	2020	256	1063	1900
Virtual Comparator	2020	233	1098	2049

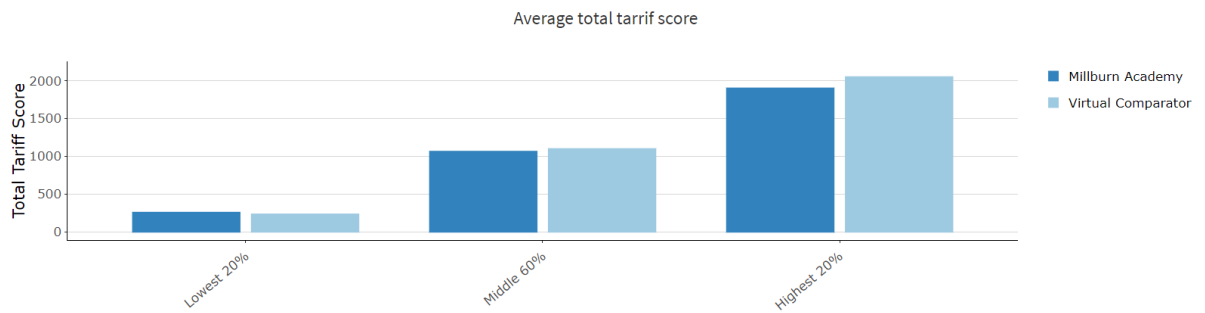
7.3 **2022**



7.4 **2021**



7.5 **2020**



7.6 Pupil Destinations 16+

Leaver destination information is taken from the School Leaver Destination data collected by Skills Development Scotland (SDS) on behalf of the Scottish Government.

	% Positive Destinations		
	2020/21	2021/22	2022/23
Millburn Academy	95.51	95.22	96.38
Highland	94.33	94.45	95.27
Scotland	95.48	95.74	95.87

Number of pupils leaving in school year:

Total No. Leavers	Millburn Academy	HIGHLAND	SCOTLAND
2020/21	178	2328	50719
2021/22	209	2559	55211
2022/23	221	2474	54719

Destinations of Pupils (%)

DESTINATION	Millburn Academy			HIGHLAND			SCOTLAND		
	20/21	21/22	22/23	20/21	21/22	22/23	20/21	21/22	22/23
Higher Education	45.51	40.66	37.56	36.38	34.11	33.10	45.11	41.27	40.3
Further Education	16.85	17.70	16.74	18.08	19.54	20.53	23.29	25.45	26.62
Training	0	1.43	0.45	2.71	1.52	1.9	3.67	2.91	3.35
Employment	32.58	33.97	40.72	36.6	38.73	39.05	22.58	25.12	24.34
Voluntary	0.56	1.43	0.45	0.43	0.31	0.53	0.37	0.47	0.52
Activity Agreements	0	0	0	0	0	0	0	0	0
Unemployed Seeking	1.69	1.91	1.81	3.14	2.89	2.95	2.53	2.32	2.24
Unemployed Not Seeking	1.12	2.39	1.81	2.1	1.76	1.62	1.69	1.55	1.57
Unknown	1.69	0.47	0	0.43	0.9	0.16	0.3	0.4	0.32

Note: National averages have been calculated from the figures for all available local authority and grant-aided schools, whereas the local authority averages are based on local authority schools only.

Designation: Area Education and Learning Manager

Date: 20.1.25

Author: Fiona Shearer

Background Papers:

Appendix 1: School Roll and Capacity Forecast for ASG

APPENDIX 1 School Roll and Capacity Forecast for ASG

School Roll Forecast Millburn Academy Millburn Academy

5139120	2023/24	2024/25	2025/26	2026/27	2027/28	2028/29	2029/30	2030/31	2031/32	2032/33	2033/34	2034/35	2035/36	2036/37	2037/38	2038/39
S 1	220	210	188	217	193	171	187	171	200	177	169	179	174	170	171	170
S 2	230	218	208	187	218	192	171	187	171	201	177	169	179	174	172	172
S 3	240	229	216	207	188	217	192	171	187	171	201	177	169	179	175	174
S 4	239	239	227	215	208	188	217	192	171	187	172	201	177	169	180	175
S 5	187	207	206	197	188	181	164	189	168	150	164	150	176	155	148	157
S 6	145	124	137	137	131	125	120	109	126	111	100	109	100	117	103	98
Total Roll	1261	1227	1182	1160	1126	1074	1051	1019	1023	997	983	985	975	964	949	946
Total Capacity	1195	1195	1195	1195	1195	1195	1195	1195	1195	1195	1195	1195	1195	1195	1195	1195
Tot Roll - Tot Cap	66	32	-13	-35	-69	-121	-144	-176	-172	-198	-212	-210	-220	-231	-246	-249
Tot Roll/Tot Cap %	106%	103%	99%	97%	94%	90%	88%	85%	86%	83%	82%	82%	82%	81%	79%	79%

School Roll Forecast Millburn Academy Crown Primary

5139929	2023/24	2024/25	2025/26	2026/27	2027/28	2028/29	2029/30	2030/31	2031/32	2032/33	2033/34	2034/35	2035/36	2036/37	2037/38	2038/39
P 1	27	35	27	28	28	26	27	27	26	27	26	26	26	26	26	25
P 2	35	27	34	26	27	28	26	27	27	27	27	26	26	27	26	26
P 3	39	35	26	33	25	26	28	26	27	27	27	27	26	27	26	26
P 4	29	39	34	25	32	25	26	28	26	27	28	27	27	27	26	27
P 5	45	29	38	33	24	32	25	26	28	26	28	27	28	27	27	27
P 6	33	45	28	37	33	23	32	25	26	28	26	28	28	27	28	27
P 7	43	33	44	27	37	32	23	33	24	27	28	26	28	28	28	28
Total Roll	251	243	231	209	206	192	187	192	184	189	190	187	189	189	187	186
Total Capacity	341	341	341	341	341	341	341	341	341	341	341	341	341	341	341	341
Tot Roll - Tot Cap	-90	-98	-110	-132	-135	-149	-154	-149	-157	-152	-151	-154	-152	-152	-154	-155
Tot Roll/Tot Cap %	74%	71%	68%	61%	60%	56%	55%	56%	54%	55%	56%	55%	55%	55%	55%	55%

School Roll Forecast

Millburn Academy

Daviot Primary

5138620	2023/24	2024/25	2025/26	2026/27	2027/28	2028/29	2029/30	2030/31	2031/32	2032/33	2033/34	2034/35	2035/36	2036/37	2037/38	2038/39
P 1	1	1	1	0	1	1	1	0	1	1	1	1	1	1	0	1
P 2	0	1	1	1	0	1	1	1	0	1	1	1	1	1	1	1
P 3	2	0	1	1	1	0	1	1	1	0	1	1	1	1	1	1
P 4	1	2	0	1	1	1	0	1	1	1	0	1	1	1	1	1
P 5	1	1	2	0	1	1	1	0	1	1	1	0	1	1	1	1
P 6	0	1	1	2	0	1	1	1	0	1	1	1	0	1	1	1
P 7	1	0	1	1	2	0	1	1	1	0	1	1	1	0	1	1
Total Roll	6	6	7	6	6	5	6	5	5	5	6	6	6	6	6	7
Total Capacity	25	25	25	25	25	25	25	25	25	25	25	25	25	25	25	25
Tot Roll - Tot Cap	-19	-19	-18	-19	-19	-20	-19	-20	-20	-20	-19	-19	-19	-19	-19	-18
Tot Roll/Tot Cap %	24%	24%	28%	24%	24%	20%	24%	20%	20%	20%	24%	24%	24%	24%	24%	28%

School Roll Forecast

Millburn Academy

Drakies Primary

5140129	2023/24	2024/25	2025/26	2026/27	2027/28	2028/29	2029/30	2030/31	2031/32	2032/33	2033/34	2034/35	2035/36	2036/37	2037/38	2038/39
P 1	29	22	22	26	23	24	26	25	25	24	24	24	23	22	23	22
P 2	33	29	21	23	27	22	24	26	25	24	25	23	24	23	22	23
P 3	27	33	28	22	24	27	22	23	25	25	24	24	24	23	23	22
P 4	26	27	32	29	24	23	26	22	23	25	24	24	24	24	23	23
P 5	37	26	26	33	31	23	22	26	21	23	24	25	24	24	23	23
P 6	40	37	25	27	34	30	23	22	26	20	22	25	24	24	24	23
P 7	29	40	36	26	28	34	29	23	22	25	20	22	25	24	24	24
Total Roll	221	214	190	186	191	183	172	167	167	166	163	167	168	164	162	160
Total Capacity	284	284	284	284	284	284	284	284	284	284	284	284	284	284	284	284
Tot Roll - Tot Cap	-63	-70	-94	-98	-93	-101	-112	-117	-117	-118	-121	-117	-116	-120	-122	-124
Tot Roll/Tot Cap %	78%	75%	67%	65%	67%	64%	61%	59%	59%	58%	57%	59%	59%	58%	57%	56%

School Roll Forecast
Millburn Academy
Inshes Primary

5120721	2023/24	2024/25	2025/26	2026/27	2027/28	2028/29	2029/30	2030/31	2031/32	2032/33	2033/34	2034/35	2035/36	2036/37	2037/38	2038/39
P 1	36	47	35	35	37	38	38	40	40	42	42	43	42	44	43	44
P 2	40	35	46	36	36	38	38	40	41	41	43	42	43	44	43	44
P 3	24	39	35	46	36	37	39	39	41	42	43	43	44	43	44	44
P 4	56	23	39	35	46	38	38	39	41	42	43	43	44	43	44	45
P 5	48	55	23	39	35	48	38	39	40	41	43	43	43	44	44	44
P 6	37	48	54	23	39	36	49	39	39	41	42	43	43	44	44	44
P 7	53	37	46	55	24	40	37	49	40	40	42	42	43	44	44	45
Total Roll	294	284	278	269	253	275	277	285	282	289	298	299	302	306	306	310
Total Capacity	367	367	367	367	367	367	367	367	367	367	367	367	367	367	367	367
Tot Roll - Tot Cap	-73	-83	-89	-98	-114	-92	-90	-82	-85	-78	-69	-68	-65	-61	-61	-57
Tot Roll/Tot Cap %	80%	77%	76%	73%	69%	75%	75%	78%	77%	79%	81%	81%	82%	83%	83%	84%

School Roll Forecast
Millburn Academy
Milton of Leys Primary

5101620	2023/24	2024/25	2025/26	2026/27	2027/28	2028/29	2029/30	2030/31	2031/32	2032/33	2033/34	2034/35	2035/36	2036/37	2037/38	2038/39
P 1	39	50	50	41	44	45	37	36	36	35	33	33	33	31	31	29
P 2	36	38	49	50	41	44	45	36	36	36	34	34	32	33	31	30
P 3	36	35	38	49	50	40	44	43	36	36	35	33	33	33	31	31
P 4	37	35	35	37	49	50	40	43	43	36	35	34	34	33	32	32
P 5	54	36	35	34	37	49	50	39	43	42	36	35	34	34	33	32
P 6	46	53	36	34	35	37	48	49	39	42	42	35	35	34	33	33
P 7	55	45	53	35	35	35	36	48	48	39	41	42	35	35	34	33
Total Roll	303	292	296	280	291	300	300	294	281	266	256	246	236	233	225	220
Total Capacity	441	441	441	441	441	441	441	441	441	441	441	441	441	441	441	441
Tot Roll - Tot Cap	-138	-149	-145	-161	-150	-141	-141	-147	-160	-175	-185	-195	-205	-208	-216	-221
Tot Roll/Tot Cap %	69%	66%	67%	63%	66%	68%	68%	67%	64%	60%	58%	56%	54%	53%	51%	50%

School Roll Forecast
Millburn Academy
Raigmore Primary

5140625	2023/24	2024/25	2025/26	2026/27	2027/28	2028/29	2029/30	2030/31	2031/32	2032/33	2033/34	2034/35	2035/36	2036/37	2037/38	2038/39
P 1	19	24	21	16	21	19	15	15	15	14	15	15	15	15	15	16
P 2	22	19	23	21	15	21	18	15	15	15	15	15	15	16	16	16
P 3	20	22	18	23	20	15	20	17	15	15	15	15	16	15	16	16
P 4	33	20	21	18	22	20	14	20	17	15	15	16	16	16	16	16
P 5	25	33	19	21	17	22	19	14	20	17	16	15	17	16	16	17
P 6	19	25	32	18	21	17	21	19	14	20	17	16	16	17	17	16
P 7	22	19	24	31	19	20	16	22	18	14	20	18	17	17	17	17
Total Roll	160	162	158	148	135	134	123	122	114	110	113	110	112	112	113	114
Total Capacity	246	246	246	246	246	246	246	246	246	246	246	246	246	246	246	246
Tot Roll - Tot Cap	-86	-84	-88	-98	-111	-112	-123	-124	-132	-136	-133	-136	-134	-134	-133	-132
Tot Roll/Tot Cap %	65%	66%	64%	60%	55%	54%	50%	50%	46%	45%	46%	45%	46%	46%	46%	46%

School Roll Forecast
Millburn Academy
Strathdearn Primary

5102626	2023/24	2024/25	2025/26	2026/27	2027/28	2028/29	2029/30	2030/31	2031/32	2032/33	2033/34	2034/35	2035/36	2036/37	2037/38	2038/39
P 1	5	7	4	8	6	7	6	6	7	7	7	7	7	8	8	7
P 2	5	5	7	4	8	7	7	6	7	6	7	8	7	8	7	8
P 3	6	5	5	7	4	8	8	7	6	7	7	7	8	7	8	8
P 4	8	6	5	5	7	5	8	7	8	7	7	7	7	8	8	7
P 5	4	8	6	5	6	7	4	9	7	8	7	7	7	7	8	8
P 6	3	4	8	6	5	6	7	5	8	8	8	7	7	7	8	7
P 7	8	3	4	8	6	6	5	8	5	8	8	8	7	8	7	8
Total Roll	39	38	39	43	42	46	45	48	48	51	51	51	50	53	54	53
Total Capacity	75	75	75	75	75	75	75	75	75	75	75	75	75	75	75	75
Tot Roll - Tot Cap	-36	-37	-36	-32	-33	-29	-30	-27	-27	-24	-24	-24	-25	-22	-21	-22
Tot Roll/Tot Cap %	52%	51%	52%	57%	56%	61%	60%	64%	64%	68%	68%	68%	67%	71%	72%	71%