

Agenda Item	5
Report No	DSA/03/25

# The Highland Council

**Committee:** Dingwall and Seaforth Area Committee

**Date:** 10 February 2025

**Report Title:** Dingwall Academy Associated School Group Overview

**Report By:** Assistant Chief Executive, People

## 1. Purpose/Executive Summary

- 1.1 This report provides an update of key information in relation to the schools within the Dingwall Academy Associated School Group (ASG) and provides useful updated links to further information in relation to these schools.
- 1.2 The primary schools in this area serve 1154 pupils, ELC settings serve 206 children (179 in LA settings and 27 in partner settings as at September Census), with the secondary school serving 1088 young people.

## 2. Recommendations

- 2.1 Members are asked to:
  - i. Scrutinise and note the content of the report

## 3. Implications

- 3.1 Resource – There are no implications.
- 3.2 Legal – There are no implications.
- 3.3 Risk - The Service is committed to a on children sustained focus on progress and improvement to mitigate against the risk of under-performance which impacts and young people being able to achieve their full potential.
- 3.4 Health and Safety (risks arising from changes to plant, equipment, process, or people) – There are no implications.
- 3.5 Gaelic - Continued support for Gaelic Medium Education in Primary will support progress in Secondary.

## 4. School Information

### 4.1 School website links

Secondary – [Link to Dingwall Academy webpage](#)

Primary [Link to School information on Highland Council website](#)

School	Link to School Webpage
Ben Wyvis Primary School	<a href="#">Ben Wyvis Primary School Webpage</a>
Dingwall Primary School	<a href="#">Dingwall Primary School Webpage</a>
Ferintosh Primary School	<a href="#">Ferintosh Primary School Webpage</a>
Marybank Primary School	<a href="#">Marybank Primary School Webpage</a>
Mulbuie Primary School	<a href="#">Mulbuie Primary School Webpage</a>
Strathconon Primary School	<a href="#">Strathconon Primary School Webpage</a>
Strathgarve Primary School	<a href="#">Strathgarve Primary School Webpage</a>
Strathpeffer Primary School	<a href="#">Strathpeffer Primary School Webpage</a>
Tarradale Primary School	<a href="#">Tarradale Primary School Webpage</a>

### 4.2 Standards and Quality Reports – latest reports

School	Leadership of change	Learning, teaching and assessment	Ensuring wellbeing, equality and inclusion	Raising attainment and achievement
Dingwall Academy	Good	Good	Good	Satisfactory
Ben Wyvis Primary School	Good	Satisfactory	Very Good	Satisfactory
Dingwall Primary School	Good	Satisfactory	Satisfactory	Satisfactory
Ferintosh Primary School	Very Good	Satisfactory	Very Good	Good
Marybank Primary School	Good	Good	Good	Good
Mulbuie Primary School	Very Good	Satisfactory	Very Good	Good
Strathconon Primary School	Good	Good	Very Good	Good
Strathgarve Primary School	Good	Good	Very Good	Good
Strathpeffer Primary School	Satisfactory	Good	Good	Satisfactory
Tarradale Primary School	Satisfactory	Very Good	Very Good	Good

ELC	Leadership of change	Learning, teaching and assessment	Ensuring wellbeing, equality and inclusion	Raising attainment and achievement
Ben Wyvis Primary ELC	Good	Good	Very Good	Satisfactory
Dingwall Primary ELC	Very Good	Good	Good	Good
Marybank Primary ELC	Very Good	Very Good	Very Good	Very Good
Mulbuie Primary ELC	Very Good	Good	Very Good	Good
Strathpeffer Primary ELC	Very Good	Very Good	Very Good	Very Good
Tarradale Primary ELC	Excellent	Very Good	Very Good	Very Good

#### 4.3 Education Scotland Inspection reports

School	Date of Latest Published Report	Link to Education Scotland Pages
Dingwall Academy	18/01/22	<a href="#">Link</a>
Ben Wyvis Primary School	+ 5 Years	<a href="#">Link</a>
Dingwall Primary School	22/08/23	<a href="#">Link</a>
Ferintosh Primary School	+ 5 Years	<a href="#">Link</a>
Marybank Primary School	+ 5 Years	<a href="#">Link</a>
Mulbuie Primary School	+ 5 Years	<a href="#">Link</a>
Strathconon Primary School	+ 5 Years	<a href="#">Link</a>
Strathgarve Primary School	+ 5 Years	<a href="#">Link</a>
Strathpeffer Primary School	+ 5 Years	<a href="#">Link</a>
Tarradale Primary School	+ 5 Years	<a href="#">Link</a>

Education Scotland website shows review and inspection reports in last 5 years, older reports are no longer available to view on the site.

## 5. School Roll

### 5.1 ASG SCHOOL ROLLS – Session 2024-25

Primary School	P1	P2	P3	P4	P5	P6	P7	Total
Ben Wyvis Primary	32	35	35	38	53	40	37	270
Dingwall Primary	57	53	49	57	74	57	67	414
Ferintosh Primary	2	1	1	3		3	3	13
Marybank Primary	2	5	1	1		3	3	15
Mulbuie Primary	6	8	6	6	4	7	4	41
Strathconon Primary					1		3	4
Strathgarve Primary	2	1	1	1	2	1		8
Strathpeffer Primary	17	15	19	27	16	20	17	131
Tarradale Primary	32	30	32	33	40	52	39	258
<b>Total</b>	<b>150</b>	<b>148</b>	<b>144</b>	<b>166</b>	<b>190</b>	<b>183</b>	<b>173</b>	<b>1154</b>

School Name	S1	S2	S3	S4	S5	S6	TOTAL S1-S6
Dingwall Academy	206	218	194	200	164	106	1088

## 5.2 School Roll and Capacity Forecasts

The school roll and capacity forecast for the ASG are in Appendix 1.

## 6. Attendance/Absence/Exclusions – Session 2022/23

Primary Schools	% Actual Attendance	% Authorised Absences	% Unauthorised Absences	No of Exclusions	Exclusion Rates per 1000 pupils
National Primary(2022-23)	92.2%	5.3%	2.6%	1760	4.5
Highland Primary (2022-23)	92.0%	6.1%	c	c	c
Ben Wyvis Primary School	90.2%	7.7%	2.0%	0	0
Dingwall Primary School	90.7%	8.0%	1.3%	6	13.5
Ferintosh Primary School	87.2%	12.1%	c	c	c
Marybank Primary School	92.6%	6.4%	1.0%	0	0
Mulbuie Primary School	94.6%	4.6%	0.7%	0	0
Strathconon Primary School	93.7%	4.3%	2.0%	0	0
Strathgarve Primary School	86.9%	7.1%	5.9%	0	0
Strathpeffer Primary School	91.4%	7.2%	1.4%	0	0
Tarradale Primary School	93.1%	5.1%	1.8%	0	0

“c” represents small numbers that are suppressed to maintain confidentiality.

National and Highland figures are from 2020-21 as the Attendance, Absence and Exclusions data collection is biennial and published in March.

Secondary School	% Actual Attendance	% Authorised Absences	% Unauthorised Absences	No of Exclusions	Exclusion Rates per 1000 pupils
National Secondary (2022-23)	87.7	7.1	5.1	9724	31.5
Highland Secondary (2022-23)	86.8	8.1	4.9	587	42.2
Dingwall Academy	85.8%	9.5%	4.7%	40	39.29

## 7. Attainment Profile

### 7.1 Primary Attainment – Pupils Achieving Expected National Curriculum for Excellence Levels - P1,4,7 Combined, Literacy and Numeracy

2023/24	Roll P1/4/7	Reading	Writing	Listening & Talking	Numeracy
<b>National</b>		80.5%	76.2%	87.3%	80.3%
<b>Highland</b>		76.4%	70.9%	86.5%	74.4%
Ben Wyvis Primary School	107	80-90%	70-80%	90+%	70-80%
Dingwall Primary School	181	70-80%	70-80%	90+%	80-90%
Ferintosh Primary School	8	c	c	c	c
Marybank Primary School	6	c	c	c	c
Mulbuie Primary School	16	c	c	c	c
Strathconon Primary School	3	c	c	c	c
Strathgarve Primary School	3	c	c	c	c
Strathpeffer Primary School	61	80-90%	60-70%	80-90%	70-80%
Tarradale Primary School	104	80-90%	80-90%	90+%	80-90%

“c” represents small numbers that are suppressed to maintain confidentiality.

2022/23 P1/4/7 combined	Roll P1/4/7	Reading	Writing	Listening & Talking	Numeracy
<b>National</b>		80%	75%	87%	80%
<b>Highland</b>		74%	68%	74%	72%
Ben Wyvis Primary School	120	80-90%	70-80%	90+%	80-90%
Dingwall Primary School	183	70-80%	70-80%	80-90%	70-80%
Ferintosh Primary School	3	c	c	c	c
Marybank Primary School	7	c	c	c	c
Mulbuie Primary School	21	80-90%	70-80%	80-90%	80-90%
Strathconon Primary School	1	c	c	c	c
Strathgarve Primary School	5	c	c	c	c
Strathpeffer Primary School	70	70-80%	50-60%	80-90%	70-80%
Tarradale Primary School	122	90+%	80-90%	90+%	80-90%

2021/22	Roll P1/4/7	Reading	Writing	Listening & Talking	Numeracy
<b>National</b>		78%	73%	86%	78%
<b>Highland</b>		71%	63%	81%	69%
Ben Wyvis Primary School	106	80-90%	60-70%	90-100%	80-90%
Dingwall Primary School	175	70-80%	60-70%	80-90%	80-90%
Ferintosh Primary School	8	c	c	c	c
Marybank Primary School	3	c	c	c	c
Mulbuie Primary School	13	c	c	c	c
Strathconon Primary School	7	c	c	c	c
Strathgarve Primary School	2	c	c	c	c
Strathpeffer Primary School	69	60-70%	40-50%	70-80%	50-60%
Tarradale Primary School	106	70-80%	70-80%	90-100%	70-80%

## 7.2 Secondary Attainment

### 7.3 School leavers Achieving Literacy

Establishment	Year	% Level 4 Literacy	% Level 5 Literacy
Dingwall Academy	2022	93	85
Virtual Comparator	2022	94	82
Dingwall Academy	2021	95	87
Virtual Comparator	2021	95	83
Dingwall Academy	2020	93	85
Virtual Comparator	2020	94	82

### 7.4 School Leavers Achieving Numeracy

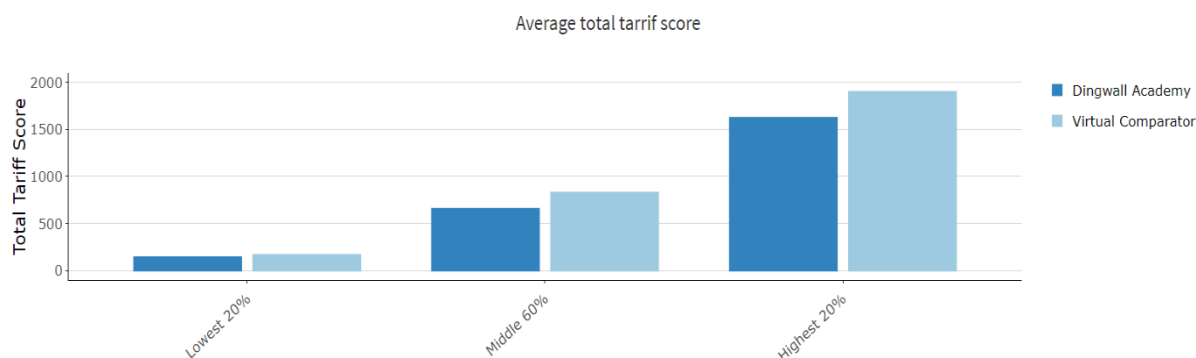
Establishment	Year	% Level 4 Numeracy	% Level 5 Numeracy
Dingwall Academy	2022	85	64
Virtual Comparator	2022	92	69
Dingwall Academy	2021	90	60
Virtual Comparator	2021	92	69
Dingwall Academy	2020	85	64
Virtual Comparator	2020	92	69

## 7.5 Senior Phase

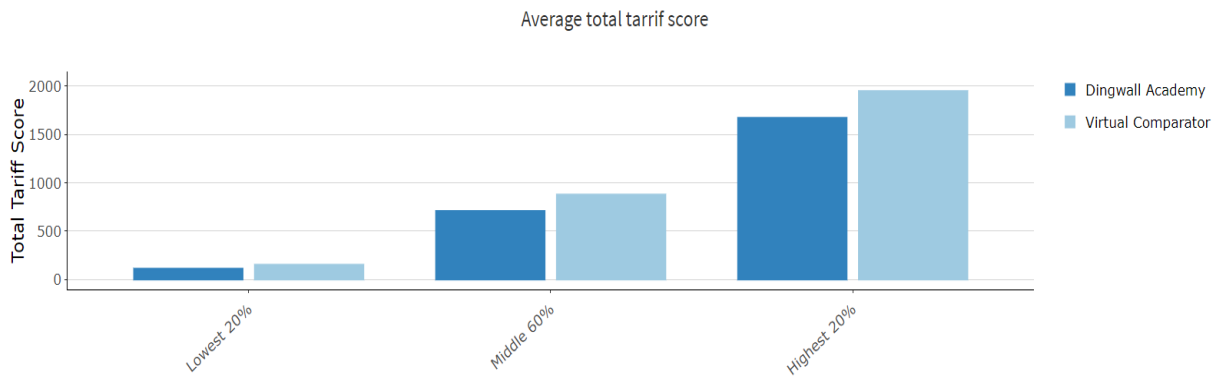
### Average Total Tariff Score for Leavers

Establishment	Year	Lowest 20%	Middle 60%	Highest 20%
Dingwall Academy	2022	116	607	1701
Virtual Comparator	2022	120	727	1842
Dingwall Academy	2021	141	625	1616
Virtual Comparator	2021	166	815	1877
Dingwall Academy	2020	108	683	1685
Virtual Comparator	2020	152	865	1934

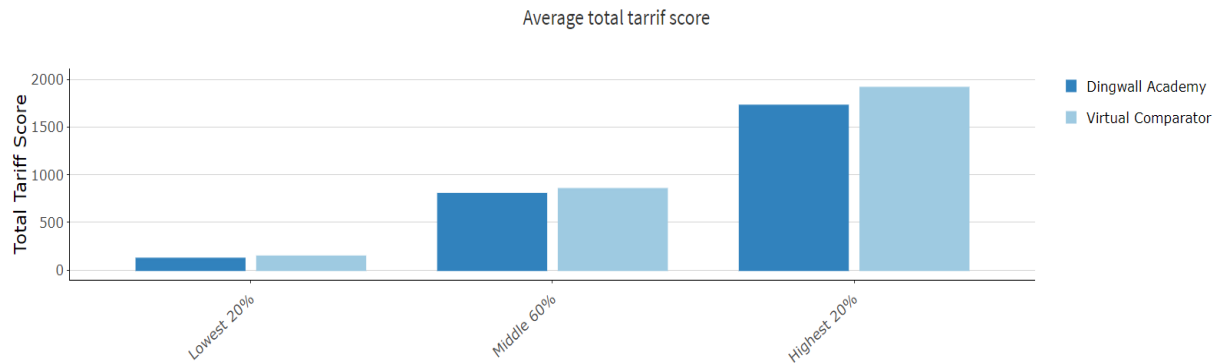
### 2022



## 2021



## 2020



## 7.6 Pupil Destinations 16+

Leaver destination information is taken from the School Leaver Destination data collected by Skills Development Scotland (SDS) on behalf of the Scottish Government.

	% Positive Destinations		
	2020/21	2021/22	2022/23
Dingwall Academy	93.49	93.24	96.17
Highland	94.33	94.45	95.27
Scotland	95.48	95.74	95.87

Number of pupils leaving in school year:

Total No. Leavers	Dingwall Academy	HIGHLAND	SCOTLAND
2020/21	170	2328	50719
2021/22	207	2559	55211
2022/23	183	2474	54719

## Destinations of Pupils (%)

DESTINATION	Dingwall Academy			HIGHLAND			SCOTLAND		
	20/21	21/22	22/23	20/21	21/22	22/23	20/21	21/22	22/23
Higher Education	34.91	28.01	31.69	36.38	34.11	33.10	45.11	41.27	40.3
Further Education	21.3	16.90	16.94	18.08	19.54	20.53	23.29	25.45	26.62
Training	6.51	1.93	3.28	2.71	1.52	1.9	3.67	2.91	3.35
Employment	30.77	46.37	43.17	36.6	38.73	39.05	22.58	25.12	24.34
Voluntary	0	0	1.09	0.43	0.31	0.53	0.37	0.47	0.52
Activity Agreements	0	0	0	0	0	0	0	0	0
Unemployed Seeking	4.14	4.83	3.28	3.14	2.89	2.95	2.53	2.32	2.24
Unemployed Not Seeking	1.78	0.48	0.55	2.1	1.76	1.62	1.69	1.55	1.57
Unknown	0.59	1.44	0	0.43	0.9	0.16	0.3	0.4	0.32

***Note:** National averages have been calculated from the figures for all available local authority and grant-aided schools, whereas the local authority averages are based on local authority schools only.*

Designation: Area Education and Learning Manager

Date: 23<sup>rd</sup> January 2025

Author: Mhairi Macdonald

Background Papers:

Appendix 1: School Roll and Capacity Forecast for ASG



## APPENDIX 1 School Roll and Capacity Forecast for ASG

### School Roll Forecast

Dingwall Academy

Dingwall Academy

5139120	2023/24	2024/25	2025/26	2026/27	2027/28	2028/29	2029/30	2030/31	2031/32	2032/33	2033/34	2034/35	2035/36	2036/37	2037/38	2038/39
S 1	218	194	186	199	206	185	164	163	174	174	171	157	167	160	160	159
S 2	187	218	194	188	201	207	185	163	162	174	174	171	156	166	161	161
S 3	198	187	218	195	189	202	207	184	163	161	173	173	170	155	165	161
S 4	196	198	187	219	196	190	202	206	184	162	161	173	173	170	155	165
S 5	164	171	172	164	192	172	166	176	180	160	141	140	150	150	148	135
S 6	101	109	113	115	110	128	114	110	117	119	106	94	93	100	100	98
<b>Total Roll</b>	<b>1064</b>	<b>1077</b>	<b>1070</b>	<b>1080</b>	<b>1094</b>	<b>1084</b>	<b>1038</b>	<b>1002</b>	<b>980</b>	<b>950</b>	<b>926</b>	<b>908</b>	<b>909</b>	<b>901</b>	<b>889</b>	<b>879</b>
<b>Total Capacity</b>	<b>1240</b>	<b>1240</b>	<b>1240</b>	<b>1240</b>	<b>1240</b>	<b>1240</b>	<b>1240</b>	<b>1240</b>	<b>1240</b>	<b>1240</b>	<b>1240</b>	<b>1240</b>	<b>1240</b>	<b>1240</b>	<b>1240</b>	<b>1240</b>
Tot Roll - Tot Cap	-176	-163	-170	-160	-146	-156	-202	-238	-260	-290	-314	-332	-331	-339	-351	-361
<b>Tot Roll/Tot Cap %</b>	<b>86%</b>	<b>87%</b>	<b>86%</b>	<b>87%</b>	<b>88%</b>	<b>87%</b>	<b>84%</b>	<b>81%</b>	<b>79%</b>	<b>77%</b>	<b>75%</b>	<b>73%</b>	<b>73%</b>	<b>73%</b>	<b>72%</b>	<b>71%</b>

### School Roll Forecast

Dingwall Academy

Ben Wyvis Primary

1000225	2023/24	2024/25	2025/26	2026/27	2027/28	2028/29	2029/30	2030/31	2031/32	2032/33	2033/34	2034/35	2035/36	2036/37	2037/38	2038/39
P 1	34	32	42	43	28	39	32	32	32	32	31	31	31	31	30	31
P 2	34	34	32	42	43	29	39	32	32	32	32	31	31	31	31	31
P 3	37	34	33	33	42	43	30	38	33	32	31	32	32	31	31	31
P 4	52	37	33	34	33	42	44	29	39	32	32	32	32	31	32	31
P 5	40	52	36	34	34	33	43	44	29	39	32	32	32	32	32	31
P 6	36	40	52	36	34	35	34	42	44	29	38	33	32	32	33	31
P 7	32	36	40	51	37	35	35	33	42	43	29	38	32	33	32	32
<b>Total Roll</b>	<b>265</b>	<b>265</b>	<b>268</b>	<b>273</b>	<b>251</b>	<b>256</b>	<b>257</b>	<b>250</b>	<b>251</b>	<b>239</b>	<b>225</b>	<b>229</b>	<b>222</b>	<b>221</b>	<b>221</b>	<b>218</b>
<b>Total Capacity</b>	<b>342</b>	<b>342</b>	<b>342</b>	<b>342</b>	<b>342</b>	<b>342</b>	<b>342</b>	<b>342</b>	<b>342</b>	<b>342</b>	<b>342</b>	<b>342</b>	<b>342</b>	<b>342</b>	<b>342</b>	<b>342</b>
Tot Roll - Tot Cap	-77	-77	-74	-69	-91	-86	-85	-92	-91	-103	-117	-113	-120	-121	-121	-124
<b>Tot Roll/Tot Cap %</b>	<b>77%</b>	<b>77%</b>	<b>78%</b>	<b>80%</b>	<b>73%</b>	<b>75%</b>	<b>75%</b>	<b>73%</b>	<b>73%</b>	<b>70%</b>	<b>66%</b>	<b>67%</b>	<b>65%</b>	<b>65%</b>	<b>65%</b>	<b>64%</b>

**School Roll Forecast**

Dingwall Academy  
Dingwall Primary

5114624	2023/24	2024/25	2025/26	2026/27	2027/28	2028/29	2029/30	2030/31	2031/32	2032/33	2033/34	2034/35	2035/36	2036/37	2037/38	2038/39
P 1	53	57	59	54	59	57	52	51	51	51	50	50	49	48	48	48
P 2	50	54	56	60	54	59	57	52	51	51	51	50	50	49	48	48
P 3	57	51	53	57	60	54	59	57	51	52	51	50	50	49	49	49
P 4	76	58	50	54	57	60	54	58	57	52	51	51	51	50	49	49
P 5	58	77	57	51	54	57	59	55	58	56	52	52	51	50	50	50
P 6	65	59	76	58	51	54	57	59	54	58	57	51	52	51	50	50
P 7	65	66	58	76	58	51	54	57	58	54	58	56	51	52	50	51
<b>Total Roll</b>	<b>424</b>	<b>422</b>	<b>409</b>	<b>410</b>	<b>393</b>	<b>392</b>	<b>392</b>	<b>389</b>	<b>380</b>	<b>374</b>	<b>370</b>	<b>360</b>	<b>354</b>	<b>349</b>	<b>344</b>	<b>345</b>
<b>Total Capacity</b>	<b>442</b>	<b>442</b>	<b>442</b>	<b>442</b>	<b>442</b>	<b>442</b>	<b>442</b>	<b>442</b>	<b>442</b>	<b>442</b>	<b>442</b>	<b>442</b>	<b>442</b>	<b>442</b>	<b>442</b>	<b>442</b>
Tot Roll - Tot Cap	-18	-20	-33	-32	-49	-50	-50	-53	-62	-68	-72	-82	-88	-93	-98	-97
<b>Tot Roll/Tot Cap %</b>	<b>96%</b>	<b>95%</b>	<b>93%</b>	<b>93%</b>	<b>89%</b>	<b>89%</b>	<b>89%</b>	<b>88%</b>	<b>86%</b>	<b>85%</b>	<b>84%</b>	<b>81%</b>	<b>80%</b>	<b>79%</b>	<b>78%</b>	<b>78%</b>

**School Roll Forecast**

Dingwall Academy  
Ferintosh Primary

5114926	2023/24	2024/25	2025/26	2026/27	2027/28	2028/29	2029/30	2030/31	2031/32	2032/33	2033/34	2034/35	2035/36	2036/37	2037/38	2038/39
P 1	2	2	2	1	1	2	1	1	1	1	1	2	1	1	1	1
P 2	1	2	2	2	1	1	2	1	1	1	1	1	2	1	1	1
P 3	3	1	2	2	2	1	1	2	1	1	1	1	1	2	1	1
P 4	1	3	1	2	2	2	1	1	2	1	1	1	1	1	2	1
P 5	2	1	3	1	2	2	2	1	1	2	1	1	1	1	1	2
P 6	3	2	1	3	1	2	2	2	1	1	2	1	1	1	1	1
P 7	1	3	2	1	3	1	2	2	2	1	1	2	1	1	1	1
<b>Total Roll</b>	<b>13</b>	<b>14</b>	<b>13</b>	<b>12</b>	<b>12</b>	<b>11</b>	<b>11</b>	<b>10</b>	<b>9</b>	<b>8</b>	<b>8</b>	<b>9</b>	<b>8</b>	<b>8</b>	<b>8</b>	<b>8</b>
<b>Total Capacity</b>	<b>50</b>	<b>50</b>	<b>50</b>	<b>50</b>	<b>50</b>	<b>50</b>	<b>50</b>	<b>50</b>	<b>50</b>	<b>50</b>	<b>50</b>	<b>50</b>	<b>50</b>	<b>50</b>	<b>50</b>	<b>50</b>
Tot Roll - Tot Cap	-37	-36	-37	-38	-38	-39	-39	-40	-41	-42	-42	-41	-42	-42	-42	-42
<b>Tot Roll/Tot Cap %</b>	<b>26%</b>	<b>28%</b>	<b>26%</b>	<b>24%</b>	<b>24%</b>	<b>22%</b>	<b>22%</b>	<b>20%</b>	<b>18%</b>	<b>16%</b>	<b>16%</b>	<b>18%</b>	<b>16%</b>	<b>16%</b>	<b>16%</b>	<b>16%</b>

School Roll Forecast  
Dingwall Academy  
Marybank Primary

5116325	2023/24	2024/25	2025/26	2026/27	2027/28	2028/29	2029/30	2030/31	2031/32	2032/33	2033/34	2034/35	2035/36	2036/37	2037/38	2038/39
P 1	5	3	3	3	5	4	3	3	4	3	3	4	3	4	3	3
P 2	1	5	3	3	3	5	4	3	4	3	4	3	3	4	3	4
P 3	1	1	5	3	3	3	5	4	4	3	4	3	4	3	4	3
P 4	0	1	1	5	3	4	3	5	4	3	4	3	4	3	4	3
P 5	3	0	1	1	5	4	3	3	5	4	4	3	4	3	4	3
P 6	3	3	0	1	1	6	3	4	3	5	4	3	4	4	3	4
P 7	6	3	3	0	1	2	5	3	4	3	5	4	4	3	4	3
<b>Total Roll</b>	<b>19</b>	<b>16</b>	<b>16</b>	<b>16</b>	<b>21</b>	<b>28</b>	<b>26</b>	<b>25</b>	<b>28</b>	<b>24</b>	<b>28</b>	<b>23</b>	<b>26</b>	<b>24</b>	<b>25</b>	<b>23</b>
<b>Total Capacity</b>	<b>50</b>	<b>50</b>	<b>50</b>	<b>50</b>	<b>50</b>	<b>50</b>	<b>50</b>	<b>50</b>	<b>50</b>	<b>50</b>	<b>50</b>	<b>50</b>	<b>50</b>	<b>50</b>	<b>50</b>	<b>50</b>
Tot Roll - Tot Cap	-31	-34	-34	-34	-29	-22	-24	-25	-22	-26	-22	-27	-24	-26	-25	-27
<b>Tot Roll/Tot Cap %</b>	<b>38%</b>	<b>32%</b>	<b>32%</b>	<b>32%</b>	<b>42%</b>	<b>56%</b>	<b>52%</b>	<b>50%</b>	<b>56%</b>	<b>48%</b>	<b>56%</b>	<b>46%</b>	<b>52%</b>	<b>48%</b>	<b>50%</b>	<b>46%</b>

School Roll Forecast  
Dingwall Academy  
Mulbule Primary

5116627	2023/24	2024/25	2025/26	2026/27	2027/28	2028/29	2029/30	2030/31	2031/32	2032/33	2033/34	2034/35	2035/36	2036/37	2037/38	2038/39
P 1	7	5	6	3	5	5	4	5	5	5	4	5	4	5	4	5
P 2	6	7	5	6	3	5	5	4	5	5	5	4	5	4	5	4
P 3	7	6	7	5	6	4	4	4	5	5	5	4	5	5	4	5
P 4	4	7	6	7	5	6	3	5	4	5	5	5	4	5	5	4
P 5	6	4	7	6	7	5	6	3	5	4	5	5	5	4	5	5
P 6	4	6	4	7	6	7	5	6	3	5	4	5	5	5	4	5
P 7	6	4	6	4	7	6	7	5	6	3	4	5	5	5	4	5
<b>Total Roll</b>	<b>40</b>	<b>39</b>	<b>41</b>	<b>38</b>	<b>39</b>	<b>38</b>	<b>34</b>	<b>32</b>	<b>33</b>	<b>32</b>	<b>32</b>	<b>33</b>	<b>33</b>	<b>33</b>	<b>31</b>	<b>33</b>
<b>Total Capacity</b>	<b>50</b>	<b>50</b>	<b>50</b>	<b>50</b>	<b>50</b>	<b>50</b>	<b>50</b>	<b>50</b>	<b>50</b>	<b>50</b>	<b>50</b>	<b>50</b>	<b>50</b>	<b>50</b>	<b>50</b>	<b>50</b>
Tot Roll - Tot Cap	-10	-11	-9	-12	-11	-12	-16	-18	-17	-18	-18	-17	-17	-17	-19	-17
<b>Tot Roll/Tot Cap %</b>	<b>80%</b>	<b>78%</b>	<b>82%</b>	<b>76%</b>	<b>78%</b>	<b>76%</b>	<b>68%</b>	<b>64%</b>	<b>66%</b>	<b>64%</b>	<b>64%</b>	<b>66%</b>	<b>66%</b>	<b>66%</b>	<b>62%</b>	<b>66%</b>

**School Roll Forecast**  
Dingwall Academy  
Strathconon Primary

5118123	2023/24	2024/25	2025/26	2026/27	2027/28	2028/29	2029/30	2030/31	2031/32	2032/33	2033/34	2034/35	2035/36	2036/37	2037/38	2038/39
P 1	0	0	0	0	1	0	1	0	1	1	1	1	0	1	1	1
P 2	0	0	0	0	0	1	0	1	0	1	1	1	1	1	0	1
P 3	0	0	0	0	0	0	1	0	1	1	0	1	1	1	1	1
P 4	1	0	0	0	0	0	0	1	0	1	1	1	0	1	1	1
P 5	0	1	0	0	0	0	0	0	1	0	1	1	1	1	0	1
P 6	3	0	1	0	0	0	0	0	0	1	0	1	1	1	1	1
P 7	2	3	0	1	0	0	0	0	0	0	1	0	1	1	1	1
<b>Total Roll</b>	<b>6</b>	<b>4</b>	<b>1</b>	<b>1</b>	<b>1</b>	<b>1</b>	<b>2</b>	<b>2</b>	<b>3</b>	<b>5</b>	<b>5</b>	<b>6</b>	<b>5</b>	<b>7</b>	<b>5</b>	<b>7</b>
<b>Total Capacity</b>	<b>25</b>	<b>25</b>	<b>25</b>	<b>25</b>	<b>25</b>	<b>25</b>	<b>25</b>	<b>25</b>	<b>25</b>	<b>25</b>	<b>25</b>	<b>25</b>	<b>25</b>	<b>25</b>	<b>25</b>	<b>25</b>
Tot Roll - Tot Cap	-19	-21	-24	-24	-24	-24	-23	-23	-22	-20	-20	-19	-20	-18	-20	-18
<b>Tot Roll/Tot Cap %</b>	<b>24%</b>	<b>16%</b>	<b>4%</b>	<b>4%</b>	<b>4%</b>	<b>4%</b>	<b>8%</b>	<b>8%</b>	<b>12%</b>	<b>20%</b>	<b>20%</b>	<b>24%</b>	<b>20%</b>	<b>28%</b>	<b>20%</b>	<b>28%</b>

**School Roll Forecast**  
Dingwall Academy  
Strathgarve Primary

5118220	2023/24	2024/25	2025/26	2026/27	2027/28	2028/29	2029/30	2030/31	2031/32	2032/33	2033/34	2034/35	2035/36	2036/37	2037/38	2038/39
P 1	2	2	0	0	1	1	1	2	1	2	2	1	2	1	2	2
P 2	1	2	2	0	0	1	1	2	1	2	1	2	1	2	2	1
P 3	1	1	2	2	0	1	0	1	2	1	2	1	2	2	1	2
P 4	2	1	1	2	2	1	0	1	0	2	1	2	2	1	2	2
P 5	1	2	1	1	2	2	1	0	1	0	2	2	1	2	2	1
P 6	0	1	2	1	1	2	2	1	0	1	1	1	2	1	2	2
P 7	1	0	1	2	1	1	2	2	1	0	1	1	1	2	1	2
<b>Total Roll</b>	<b>8</b>	<b>9</b>	<b>9</b>	<b>8</b>	<b>7</b>	<b>9</b>	<b>7</b>	<b>9</b>	<b>6</b>	<b>8</b>	<b>10</b>	<b>10</b>	<b>11</b>	<b>11</b>	<b>12</b>	<b>12</b>
<b>Total Capacity</b>	<b>25</b>	<b>25</b>	<b>25</b>	<b>25</b>	<b>25</b>	<b>25</b>	<b>25</b>	<b>25</b>	<b>25</b>	<b>25</b>	<b>25</b>	<b>25</b>	<b>25</b>	<b>25</b>	<b>25</b>	<b>25</b>
Tot Roll - Tot Cap	-17	-16	-16	-17	-18	-16	-18	-16	-19	-17	-15	-15	-14	-14	-13	-13
<b>Tot Roll/Tot Cap %</b>	<b>32%</b>	<b>36%</b>	<b>36%</b>	<b>32%</b>	<b>28%</b>	<b>36%</b>	<b>28%</b>	<b>36%</b>	<b>24%</b>	<b>32%</b>	<b>40%</b>	<b>40%</b>	<b>44%</b>	<b>44%</b>	<b>48%</b>	<b>48%</b>

School Roll Forecast  
Dingwall Academy  
Strathpeffer Primary

5111226	2023/24	2024/25	2025/26	2026/27	2027/28	2028/29	2029/30	2030/31	2031/32	2032/33	2033/34	2034/35	2035/36	2036/37	2037/38	2038/39
P 1	13	18	16	18	15	16	18	18	18	18	18	18	18	17	18	18
P 2	18	13	18	16	18	15	16	18	18	18	18	18	18	18	19	18
P 3	27	18	13	17	17	18	15	16	18	18	18	19	18	18	18	18
P 4	14	27	18	13	17	17	18	15	16	18	18	19	18	19	18	18
P 5	21	14	27	18	13	17	17	17	15	17	18	19	18	19	18	19
P 6	19	21	14	27	18	13	17	17	17	15	17	18	19	19	18	19
P 7	30	19	21	14	27	18	12	18	16	18	15	17	18	19	19	19
<b>Total Roll</b>	<b>142</b>	<b>130</b>	<b>127</b>	<b>123</b>	<b>125</b>	<b>114</b>	<b>113</b>	<b>119</b>	<b>118</b>	<b>122</b>	<b>122</b>	<b>128</b>	<b>127</b>	<b>129</b>	<b>128</b>	<b>129</b>
<b>Total Capacity</b>	<b>188</b>	<b>188</b>	<b>188</b>	<b>188</b>	<b>188</b>	<b>188</b>	<b>188</b>	<b>188</b>	<b>188</b>	<b>188</b>	<b>188</b>	<b>188</b>	<b>188</b>	<b>188</b>	<b>188</b>	<b>188</b>
Tot Roll - Tot Cap	-46	-58	-61	-65	-63	-74	-75	-69	-70	-66	-66	-60	-61	-59	-60	-59
<b>Tot Roll/Tot Cap %</b>	<b>76%</b>	<b>69%</b>	<b>68%</b>	<b>65%</b>	<b>66%</b>	<b>61%</b>	<b>60%</b>	<b>63%</b>	<b>63%</b>	<b>65%</b>	<b>65%</b>	<b>68%</b>	<b>68%</b>	<b>69%</b>	<b>68%</b>	<b>69%</b>

School Roll Forecast  
Dingwall Academy  
Tarradale Primary

5118522	2023/24	2024/25	2025/26	2026/27	2027/28	2028/29	2029/30	2030/31	2031/32	2032/33	2033/34	2034/35	2035/36	2036/37	2037/38	2038/39
P 1	32	32	28	34	29	32	29	29	29	29	28	28	27	28	27	26
P 2	32	32	32	29	34	30	31	29	29	29	29	28	28	27	28	27
P 3	32	32	31	33	30	34	30	31	29	29	28	29	28	27	28	27
P 4	40	32	31	32	34	30	34	29	31	29	29	29	28	28	28	27
P 5	49	40	31	33	33	34	29	35	28	31	29	29	28	29	28	28
P 6	37	49	39	33	33	33	34	29	34	29	30	29	29	29	29	28
P 7	39	37	48	40	33	33	33	34	29	33	28	30	29	29	28	29
<b>Total Roll</b>	<b>261</b>	<b>254</b>	<b>240</b>	<b>234</b>	<b>226</b>	<b>226</b>	<b>220</b>	<b>216</b>	<b>209</b>	<b>209</b>	<b>201</b>	<b>202</b>	<b>197</b>	<b>197</b>	<b>196</b>	<b>192</b>
<b>Total Capacity</b>	<b>342</b>	<b>342</b>	<b>342</b>	<b>342</b>	<b>342</b>	<b>342</b>	<b>342</b>	<b>342</b>	<b>342</b>	<b>342</b>	<b>342</b>	<b>342</b>	<b>342</b>	<b>342</b>	<b>342</b>	<b>342</b>
Tot Roll - Tot Cap	-81	-88	-102	-108	-116	-116	-122	-126	-133	-133	-141	-140	-145	-145	-146	-150
<b>Tot Roll/Tot Cap %</b>	<b>76%</b>	<b>74%</b>	<b>70%</b>	<b>68%</b>	<b>66%</b>	<b>66%</b>	<b>64%</b>	<b>63%</b>	<b>61%</b>	<b>61%</b>	<b>59%</b>	<b>59%</b>	<b>58%</b>	<b>58%</b>	<b>57%</b>	<b>56%</b>