

Agenda Item	8
Report No	SR/4/25

# The Highland Council

**Committee:** Isle of Skye and Raasay Area Committee

**Date:** 17<sup>th</sup> February 2025

**Report Title:** Portree High Associated School Group Overview

**Report By:** Assistant Chief Executive - People

## 1. Purpose/Executive Summary

- 1.1 This report provides an update of key information in relation to the schools within the Portree High Associated School Group (ASG) and provides useful updated links to further information in relation to these schools.
- 1.2 The primary schools in this area serve 568 pupils, ELC settings serve 95 children (95 in LA settings as at September Census), with the secondary school serving 515 young people.

## 2. Recommendations

- 2.1 Members are asked to:
  - i. Scrutinise and note the content of the report

## 3. Implications

- 3.1 Resource - There is no financial implication of this report.
- 3.2 Legal - There is no legal implication of this report.
- 3.3 Risk - The Service is committed to a sustained focus on progress and improvement to mitigate against the risk of under-performance which impacts on children and young people being able to achieve their full potential.
- 3.4 Health and Safety - There are no health and safety risks arising from this report.
- 3.5 Gaelic - Continued improvements in primary phase Gaelic Medium Education attainment will support progress in secondary.

#### 4. School Information

##### 4.1 School website links

Secondary – [Link to Portree High website](#)

Primary [Link to School information on Highland Council website](#)

School	Link to School Webpage
Broadford Primary	Website under construction
Bun-Sgoil Ghàidhlig Phort Rìgh	Website under construction
Bun-Sgoil Shlèite	<a href="#">Link</a>
Carbost Primary	<a href="#">Link</a>
Dunvegan Primary	<a href="#">Link</a>
Edinbane Primary	<a href="#">Link</a>
Kilmuir Primary	Website under construction
Knockbreck Primary (Dunvegan)	Website under construction
Macdiarmid Primary	<a href="#">Link</a>
Portree Primary	<a href="#">Link</a>
Raasay Primary	<a href="#">Link</a>
Staffin Primary	<a href="#">Link</a>

##### 4.2 Standards and Quality Reports – latest reports

School	Leadership of change	Learning, teaching and assessment	Ensuring wellbeing, equality and inclusion	Raising attainment and achievement
Broadford Primary	Good	Good	Very Good	Good
Bun-Sgoil Ghàidhlig Phort Rìgh	Good	Good	Very Good	Good
Bun-Sgoil Shlèite	Very Good	Very Good	Very Good	Good
Carbost Primary	Good	Good	Very Good	Good
Dunvegan Primary	Good	Satisfactory	Good	Weak
Edinbane Primary	Satisfactory	Good	Good	Good
Kilmuir Primary	Satisfactory	Satisfactory	Satisfactory	Satisfactory
Knockbreck Primary (Dunvegan)	Satisfactory	Good	Good	Satisfactory
Macdiarmid Primary	Satisfactory	Good	Good	Good
Portree Primary	Good	Good	Good	Good
Raasay Primary	Good	Good	Very Good	Good
Staffin Primary	Good	Good	Good	Good

ELC	Leadership of change	Learning, teaching and assessment	Ensuring wellbeing, equality and inclusion	Raising attainment and achievement
Broadford PS Nursery EM and GM	Good	Satisfactory	Good	Satisfactory
Bun-Sgoil Ghàidhlig Phort Rìgh Nursery	Good	Good	Very Good	Good
Bun-sgoil Shleite Nursery EM and GM	Very Good	Very Good	Very Good	Good
Carbost PS Nursery	Good	Good	Very Good	Good
Dunvegan PS Nursery	Satisfactory	Satisfactory	Good	Weak
Edinbane PS Nursery	Satisfactory	Good	Good	Good
Kilmuir PS Nursery GM	Good	Good	Good	Good
Knockbreck PS Nursery (Dunvegan)	Satisfactory	Satisfactory	Good	Satisfactory
Macdiarmid PS Nursery	Satisfactory	Good	Good	Good
Raasay PS Nursery	Very Good	Very Good	Very Good	Good
Staffin PS Nursery	Good	Good	Good	Good

#### 4.3 Education Scotland Inspection reports

School	Date of Latest Published Report	Link to Education Scotland Pages
Broadford Primary	+ 5 Years	<a href="#">Link</a>
Bun-Sgoil Ghàidhlig Phort Rìgh	+ 5 Years	<a href="#">Link</a>
Bun-Sgoil Shlèite	+ 5 Years	<a href="#">Link</a>
Carbost Primary	+ 5 Years	<a href="#">Link</a>
Dunvegan Primary	+ 5 Years	<a href="#">Link</a>
Edinbane Primary	+ 5 Years	<a href="#">Link</a>
Kilmuir Primary	02/05/23	<a href="#">Link</a>
Knockbreck Primary (Dunvegan)	+ 5 Years	<a href="#">Link</a>
Macdiarmid Primary	+ 5 Years	<a href="#">Link</a>
Portree Primary	23/01/24	<a href="#">Link</a>
Raasay Primary	+ 5 Years	<a href="#">Link</a>
Staffin Primary	+ 5 Years	<a href="#">Link</a>

Education Scotland website shows review and inspection reports in last 5 years, older reports are no longer available to view on the site.

## 5. School Rolls

### 5.1 ASG SCHOOL ROLLS – Session 2024-25

Primary School	P1	P2	P3	P4	P5	P6	P7	Total
Broadford Primary	6	10	9	13	6	4	13	61
Bun-Sgoil Ghàidhlig Phort Rìgh	25	25	21	29	27	24	21	172
Bun-Sgoil Shlèite	6	9	2	11	9	9	5	51
Carbost Primary	2		5	1	4	6		18
Dunvegan Primary	9	7	7	5	6	10	6	50
Edinbane Primary	1	3	2	1		2		9
Kilmuir Primary	4		3	1	3	1	4	16
Macdiarmid Primary	3	3		6	4	1	7	24
Portree Primary	22	8	16	17	18	28	20	129
Raasay Primary			1	1	1			3
Staffin Primary	3	4	3	4	8	8	5	35
<b>Total</b>	<b>81</b>	<b>69</b>	<b>69</b>	<b>89</b>	<b>86</b>	<b>93</b>	<b>81</b>	<b>568</b>

School Name	S1	S2	S3	S4	S5	S6	TOTAL S1-S6
Portree High School	98	96	96	106	63	56	515

### 5.2 School Roll and Capacity Forecasts

The school roll and capacity forecast for the ASG are in Appendix 1.

## 6. Attendance/Absence/Exclusions – Session 2022/23

Primary Schools	%Actual Attendance	% Authorised Absences	% Unauthorised Absences	No of Exclusions	Exclusion Rates per 1000 pupils
National Primary(2022-23)	92.2%	5.3%	2.6%	1760	4.5
Highland Primary (2022-23)	92.0%	6.1%	c	c	c
Broadford Primary	88.7%	10.5%	0.8%	0	0
Bun-Sgoil Ghàidhlig Phort Rìgh	94.9%	c	c	0	0
Bun-Sgoil Shlèite	94.0%	4.9%	1.1%	0	0
Carbost Primary	93.7%	5.2%	1.1%	0	0
Dunvegan Primary	91.5%	7.8%	0.7%	0	0
Edinbane Primary	91.2%	c	c	0	0
Kilmuir Primary	92.8%	6.6%	0.6%	0	0
Knockbreck Primary (Dunvegan)	94.1%	3.8%	2.1%	0	0
Macdiarmid Primary	94.2%	4.2%	1.6%	0	0
Portree Primary	92.2%	6.6%	1.3%	0	0
Raasay Primary	94.8%	c	c	0	0
Staffin Primary	92.6%	5.3%	2.1%	0	0

<b>Secondary School</b>	<b>%Actual Attendance</b>	<b>% Authorised Absences</b>	<b>% Unauthorised Absences</b>	<b>No of Exclusions</b>	<b>Exclusion Rates per 1000 pupils</b>
National Secondary (2022-23)	87.7	7.1	5.1	9724	31.5
Highland Secondary (2022-23)	86.8	8.1	4.9	587	42.2
Portree High School	88.6%	7.5%	3.9%		

*National and Highland figures are from 2020-21 as the Attendance, Absence and Exclusions data collection is biennial and published in March.*

## 7. Attainment Profile

### 7.1 Primary Attainment – Pupils Achieving Expected National Curriculum for Excellence Levels - P1,4,7 Combined, Literacy and Numeracy

<b>2023/24</b>	<b>Roll P1/4/7</b>	<b>Reading</b>	<b>Writing</b>	<b>Listening &amp; Talking</b>	<b>Numeracy</b>
<b>National</b>		80.5%	76.2%	87.3%	80.3%
<b>Highland</b>		76.4%	70.9%	86.5%	74.4%
Broadford Primary	32	c	c	c	c
Bun-Sgoil Ghàidhlig Phort Rìgh	75	c	c	c	c
Bun-Sgoil Shlèite	22	c	c	c	c
Carbost Primary	3	c	c	c	c
Dunvegan Primary	20	c	c	c	c
Edinbane Primary	2	c	c	c	c
Kilmuir Primary	9	c	c	c	c
Macdiarmid Primary	16	c	c	c	c
Portree Primary	59	60-70%	60-70%	70-80%	60-70%
Raasay Primary	1	c	c	c	c
Staffin Primary	12	c	c	c	c

*\*c represents small numbers that are suppressed to maintain confidentiality.*

<b>2022/23</b>	<b>Roll P1/4/7</b>	<b>Reading</b>	<b>Writing</b>	<b>Listening &amp; Talking</b>	<b>Numeracy</b>
<b>National</b>		80%	75%	87%	80%
<b>Highland</b>		74%	68%	74%	72%
Broadford Primary	34	80-90%	80-90%	90+%	90+%
Bun-Sgoil Ghàidhlig Phort Rìgh	69	70-80%	70-80%	90+%	80-90%
Bun-Sgoil Shlèite	22	c	c	c	c
Carbost Primary	13	c	c	c	c
Dunvegan Primary	21	c	c	c	c
Edinbane Primary	8	c	c	c	c
Kilmuir Primary	9	c	c	c	c
Knockbreck Primary (Dunvegan)	4	c	c	c	c
Macdiarmid Primary	6	c	c	c	c
Portree Primary	60	70-80%	70-80%	80-90%	70-80%
Raasay Primary	2	c	c	c	c
Staffin Primary	16	c	c	c	c

<b>2021/22</b>	<b>Roll P1/4/7</b>	<b>Reading</b>	<b>Writing</b>	<b>Listening &amp; Talking</b>	<b>Numeracy</b>
<b>National</b>		78%	73%	86%	78%
<b>Highland</b>		71%	63%	81%	69%
Broadford Primary	42	20-30%	10-20%	60-70%	20-30%
Bun-Sgoil Ghàidhlig Phort Rìgh	69	70-80%	60-70%	80-90%	60-70%
Bun-Sgoil Shlèite	32	c	c	c	c
Carbost Primary	8	c	c	c	c
Dunvegan Primary	14	c	c	c	c
Edinbane Primary	4	c	c	c	c
Kilmuir Primary	9	c	c	c	c
Knockbreck Primary (Dunvegan)	3	c	c	c	c
Macdiarmid Primary	15	c	c	c	c
Portree Primary	50	50-60%	50-60%	60-70%	40-50%
Raasay Primary	1	c	c	c	c
Staffin Primary	11	c	c	c	c

## 7.2 Secondary Attainment

### School leavers Achieving Literacy

Establishment	Year	% Level 4 Literacy	% Level 5 Literacy
Portree High School	2022	93.75	88.54
Virtual Comparator	2022	95	84.38
Portree High School	2021	94.06	86.14
Virtual Comparator	2021	97.23	86.83
Portree High School	2020	95	93.33
Virtual Comparator	2020	96.17	88.67

### School Leavers Achieving Numeracy

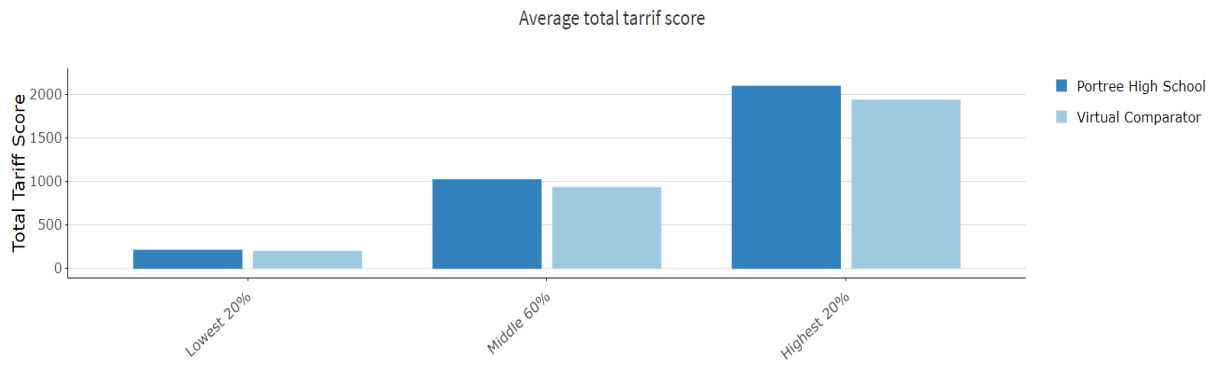
Establishment	Year	% Level 4 Numeracy	% Level 5 Numeracy
Portree High School	2022	85.42	70.83
Virtual Comparator	2022	92.71	72.5
Portree High School	2021	88.12	70.3
Virtual Comparator	2021	94.85	75.45
Portree High School	2020	90	80
Virtual Comparator	2020	95.33	82.5

## Senior Phase

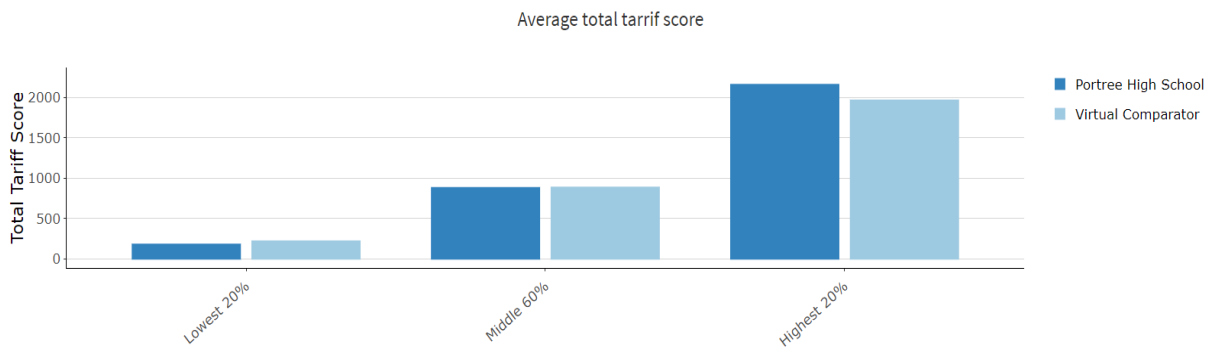
### Average Total Tariff Score for Leavers

Establishment	Year	Lowest 20%	Middle 60%	Highest 20%
Portree High School	2022	201	1012	2088
Virtual Comparator	2022	188	923	1927
Portree High School	2021	178	879	2157
Virtual Comparator	2021	218	884	1963
Portree High School	2020	234	1311	2137
Virtual Comparator	2020	249	1066	1952

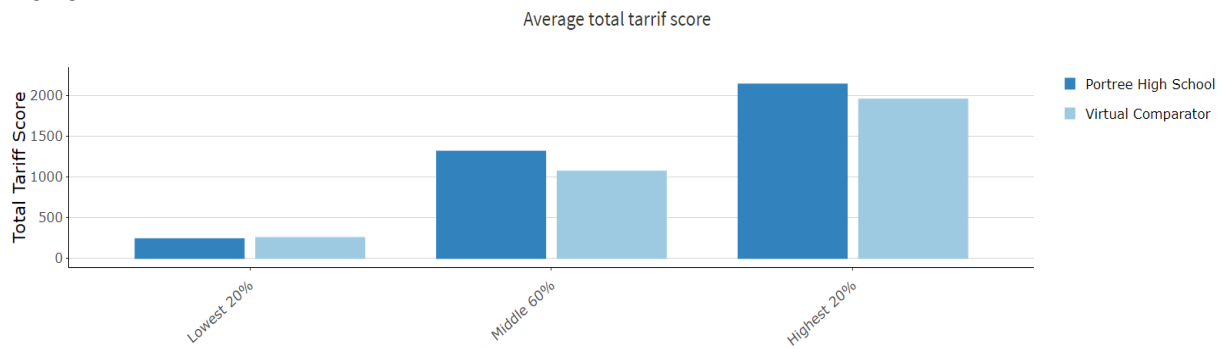
### 7.3 2022



### 7.4 2021



### 7.5 2020





## 7.6 Pupil Destinations 16+

Leaver destination information is taken from the School Leaver Destination data collected by Skills Development Scotland (SDS) on behalf of the Scottish Government.

	% Positive Destinations		
	2020/21	2021/22	2022/23
Portree High	98.02	96.88	98.89
Highland	94.33	94.45	95.27
Scotland	95.48	95.74	95.87

Number of pupils leaving in school year:

Total No. Leavers	Portree High	HIGHLAND	SCOTLAND
2020/21	102	2328	50719
2021/22	96	2559	55211
2022/23	90	2474	54719

### Destinations of Pupils (%)

DESTINATION	Portree High			HIGHLAND			SCOTLAND		
	20/21	21/22	22/23	20/21	21/22	22/23	20/21	21/22	22/23
Higher Education	32.67	40.62	28.89	36.38	34.11	33.10	45.11	41.27	40.3
Further Education	13.86	10.41	5.56	18.08	19.54	20.53	23.29	25.45	26.62
Training	0.99	0	2.22	2.71	1.52	1.9	3.67	2.91	3.35
Employment	50.5	44.79	62.22	36.6	38.73	39.05	22.58	25.12	24.34
Voluntary	0	1.04	0	0.43	0.31	0.53	0.37	0.47	0.52
Activity Agreements	0	0	0	0	0	0	0	0	0
Unemployed Seeking	0.99	1.04	1.11	3.14	2.89	2.95	2.53	2.32	2.24
Unemployed Not Seeking	0.99	1.04	0	2.1	1.76	1.62	1.69	1.55	1.57
Unknown	0	1.04	0	0.43	0.9	0.16	0.3	0.4	0.32

*Note: National averages have been calculated from the figures for all available local authority and grant-aided schools, whereas the local authority averages are based on local authority schools only.*

Designation: Area Education and Learning Manager

Date: 30<sup>th</sup> January 2025

Author: Mhairi Macdonald

Background Papers:

Appendix 1: School Roll and Capacity Forecast for ASG

## APPENDIX 1 School Roll and Capacity Forecast for ASG

### School Roll Forecast Portree High School Portree High School

5139120	2023/24	2024/25	2025/26	2026/27	2027/28	2028/29	2029/30	2030/31	2031/32	2032/33	2033/34	2034/35	2035/36	2036/37	2037/38	2038/39
S 1	97	96	79	95	85	83	73	72	84	70	91	68	76	77	77	77
S 2	95	97	96	80	96	85	83	73	72	85	70	91	68	76	77	78
S 3	106	95	98	97	80	96	85	83	73	72	84	69	91	68	76	77
S 4	87	106	96	98	97	81	96	86	84	73	72	85	70	91	68	76
S 5	76	76	93	83	86	85	70	84	74	72	64	63	73	60	79	59
S 6	39	51	51	62	56	57	57	47	56	50	48	42	42	49	40	52
<b>Total Roll</b>	<b>500</b>	<b>521</b>	<b>513</b>	<b>515</b>	<b>500</b>	<b>487</b>	<b>464</b>	<b>445</b>	<b>443</b>	<b>422</b>	<b>429</b>	<b>418</b>	<b>420</b>	<b>421</b>	<b>417</b>	<b>419</b>
<b>Total Capacity</b>	<b>951</b>	<b>951</b>	<b>951</b>	<b>951</b>	<b>951</b>	<b>951</b>	<b>951</b>	<b>951</b>	<b>951</b>	<b>951</b>	<b>951</b>	<b>951</b>	<b>951</b>	<b>951</b>	<b>951</b>	<b>951</b>
Tot Roll - Tot Cap	-451	-430	-438	-436	-451	-464	-487	-506	-508	-529	-522	-533	-531	-530	-534	-532
<b>Tot Roll/Tot Cap %</b>	<b>53%</b>	<b>55%</b>	<b>54%</b>	<b>54%</b>	<b>53%</b>	<b>51%</b>	<b>49%</b>	<b>47%</b>	<b>47%</b>	<b>44%</b>	<b>45%</b>	<b>44%</b>	<b>44%</b>	<b>44%</b>	<b>44%</b>	<b>44%</b>

### School Roll Forecast Portree High School Broadford Primary

5127823	2023/24	2024/25	2025/26	2026/27	2027/28	2028/29	2029/30	2030/31	2031/32	2032/33	2033/34	2034/35	2035/36	2036/37	2037/38	2038/39
P 1	9	9	7	17	10	11	10	11	10	10	11	10	10	11	10	11
P 2	9	9	9	7	18	9	12	10	11	10	11	10	11	10	11	11
P 3	12	9	9	9	8	17	10	12	10	10	10	11	10	11	10	11
P 4	9	12	9	9	10	8	17	10	11	11	10	11	10	11	10	11
P 5	6	9	12	9	10	10	7	18	10	12	10	11	10	11	11	11
P 6	12	6	9	12	10	10	9	8	18	10	12	10	11	11	11	11
P 7	14	12	6	9	13	10	9	10	8	17	10	12	11	11	10	11
<b>Total Roll</b>	<b>71</b>	<b>66</b>	<b>61</b>	<b>72</b>	<b>79</b>	<b>75</b>	<b>74</b>	<b>79</b>	<b>78</b>	<b>80</b>	<b>74</b>	<b>75</b>	<b>73</b>	<b>76</b>	<b>73</b>	<b>77</b>
<b>Total Capacity</b>	<b>125</b>	<b>125</b>	<b>125</b>	<b>125</b>	<b>125</b>	<b>125</b>	<b>125</b>	<b>125</b>	<b>125</b>	<b>125</b>	<b>125</b>	<b>125</b>	<b>125</b>	<b>125</b>	<b>125</b>	<b>125</b>
Tot Roll - Tot Cap	-54	-59	-64	-53	-46	-50	-51	-46	-47	-45	-51	-50	-52	-49	-52	-48
<b>Tot Roll/Tot Cap %</b>	<b>57%</b>	<b>53%</b>	<b>49%</b>	<b>58%</b>	<b>63%</b>	<b>60%</b>	<b>59%</b>	<b>63%</b>	<b>62%</b>	<b>64%</b>	<b>59%</b>	<b>60%</b>	<b>58%</b>	<b>61%</b>	<b>58%</b>	<b>62%</b>

**School Roll Forecast**

Portree High School  
Bun-Sgoil Ghàidhlig Phort Rìgh

1004557	2023/24	2024/25	2025/26	2026/27	2027/28	2028/29	2029/30	2030/31	2031/32	2032/33	2033/34	2034/35	2035/36	2036/37	2037/38	2038/39
P 1	26	27	24	28	19	23	22	23	22	22	22	22	22	21	21	21
P 2	21	26	27	24	27	19	22	23	22	23	22	22	22	21	22	21
P 3	28	21	25	28	23	27	19	23	23	23	22	23	22	22	21	22
P 4	26	28	20	26	27	23	27	19	23	23	23	22	23	22	22	22
P 5	25	26	27	21	25	27	23	27	18	23	23	23	22	22	22	22
P 6	21	25	25	28	20	25	26	24	26	19	23	22	23	22	23	22
P 7	17	21	24	26	27	20	25	27	23	27	18	23	23	22	23	22
<b>Total Roll</b>	<b>164</b>	<b>174</b>	<b>172</b>	<b>181</b>	<b>168</b>	<b>164</b>	<b>164</b>	<b>166</b>	<b>157</b>	<b>160</b>	<b>153</b>	<b>157</b>	<b>157</b>	<b>152</b>	<b>154</b>	<b>152</b>
<b>Total Capacity</b>	<b>188</b>	<b>188</b>	<b>188</b>	<b>188</b>	<b>188</b>	<b>188</b>	<b>188</b>	<b>188</b>	<b>188</b>	<b>188</b>	<b>188</b>	<b>188</b>	<b>188</b>	<b>188</b>	<b>188</b>	<b>188</b>
Tot Roll - Tot Cap	-24	-14	-16	-7	-20	-24	-24	-22	-31	-28	-35	-31	-31	-36	-34	-36
<b>Tot Roll/Tot Cap %</b>	<b>87%</b>	<b>93%</b>	<b>91%</b>	<b>96%</b>	<b>89%</b>	<b>87%</b>	<b>87%</b>	<b>88%</b>	<b>84%</b>	<b>85%</b>	<b>81%</b>	<b>84%</b>	<b>84%</b>	<b>81%</b>	<b>82%</b>	<b>81%</b>

**School Roll Forecast**

Portree High School  
Bun-Sgoil Shlèite

5126525	2023/24	2024/25	2025/26	2026/27	2027/28	2028/29	2029/30	2030/31	2031/32	2032/33	2033/34	2034/35	2035/36	2036/37	2037/38	2038/39
P 1	10	8	5	8	4	7	10	9	10	11	10	11	11	10	11	11
P 2	2	10	8	5	9	5	7	10	10	11	11	10	11	11	11	11
P 3	11	2	11	8	5	9	5	7	10	10	10	11	10	10	11	10
P 4	9	11	3	11	8	6	9	5	7	10	11	10	10	11	10	11
P 5	9	9	12	3	11	9	6	9	6	8	10	11	10	11	11	11
P 6	6	9	10	12	3	12	9	6	10	6	8	10	11	11	11	11
P 7	9	6	10	10	12	3	12	9	7	10	6	8	11	10	11	11
<b>Total Roll</b>	<b>56</b>	<b>55</b>	<b>59</b>	<b>57</b>	<b>52</b>	<b>51</b>	<b>58</b>	<b>55</b>	<b>60</b>	<b>66</b>	<b>66</b>	<b>71</b>	<b>74</b>	<b>74</b>	<b>76</b>	<b>76</b>
<b>Total Capacity</b>	<b>100</b>	<b>100</b>	<b>100</b>	<b>100</b>	<b>100</b>	<b>100</b>	<b>100</b>	<b>100</b>	<b>100</b>	<b>100</b>	<b>100</b>	<b>100</b>	<b>100</b>	<b>100</b>	<b>100</b>	<b>100</b>
Tot Roll - Tot Cap	-44	-45	-41	-43	-48	-49	-42	-45	-40	-34	-34	-29	-26	-26	-24	-24
<b>Tot Roll/Tot Cap %</b>	<b>56%</b>	<b>55%</b>	<b>59%</b>	<b>57%</b>	<b>52%</b>	<b>51%</b>	<b>58%</b>	<b>55%</b>	<b>60%</b>	<b>66%</b>	<b>66%</b>	<b>71%</b>	<b>74%</b>	<b>74%</b>	<b>76%</b>	<b>76%</b>

**School Roll Forecast**

Portree High School

Carbost Primary

5126126	2023/24	2024/25	2025/26	2026/27	2027/28	2028/29	2029/30	2030/31	2031/32	2032/33	2033/34	2034/35	2035/36	2036/37	2037/38	2038/39
P 1	1	3	3	5	2	3	3	2	3	3	2	3	3	3	2	3
P 2	5	1	3	3	5	2	3	3	3	2	3	3	2	3	3	3
P 3	0	5	1	3	3	5	2	3	3	3	2	3	3	2	3	3
P 4	4	0	5	1	3	3	5	2	3	3	3	2	3	3	3	3
P 5	4	4	0	5	1	3	3	5	2	3	3	3	3	3	2	3
P 6	0	4	4	0	5	1	3	3	5	2	4	2	3	3	3	3
P 7	5	0	4	4	0	5	1	3	3	5	2	4	2	3	3	3
<b>Total Roll</b>	<b>19</b>	<b>17</b>	<b>20</b>	<b>21</b>	<b>19</b>	<b>22</b>	<b>20</b>	<b>21</b>	<b>22</b>	<b>21</b>	<b>19</b>	<b>20</b>	<b>19</b>	<b>20</b>	<b>19</b>	<b>21</b>
<b>Total Capacity</b>	<b>50</b>	<b>50</b>	<b>50</b>	<b>50</b>	<b>50</b>	<b>50</b>	<b>50</b>	<b>50</b>	<b>50</b>	<b>50</b>	<b>50</b>	<b>50</b>	<b>50</b>	<b>50</b>	<b>50</b>	<b>50</b>
Tot Roll - Tot Cap	-31	-33	-30	-29	-31	-28	-30	-29	-28	-29	-31	-30	-31	-30	-31	-29
<b>Tot Roll/Tot Cap %</b>	<b>38%</b>	<b>34%</b>	<b>40%</b>	<b>42%</b>	<b>38%</b>	<b>44%</b>	<b>40%</b>	<b>42%</b>	<b>44%</b>	<b>42%</b>	<b>38%</b>	<b>40%</b>	<b>38%</b>	<b>40%</b>	<b>38%</b>	<b>42%</b>

**School Roll Forecast**

Portree High School

Dunvegan Primary

5127920	2023/24	2024/25	2025/26	2026/27	2027/28	2028/29	2029/30	2030/31	2031/32	2032/33	2033/34	2034/35	2035/36	2036/37	2037/38	2038/39
P 1	7	11	8	5	7	7	7	8	8	8	8	8	8	9	9	9
P 2	8	7	11	8	6	7	8	7	8	8	8	9	9	8	9	9
P 3	6	8	8	11	8	6	7	7	8	8	8	8	8	8	9	9
P 4	5	6	9	7	11	9	6	7	8	8	7	9	8	8	9	9
P 5	11	5	7	8	8	12	9	6	7	8	8	9	8	9	9	9
P 6	8	11	6	6	9	8	12	10	6	8	8	8	9	8	9	9
P 7	7	8	12	5	7	9	8	12	10	6	8	8	8	9	8	9
<b>Total Roll</b>	<b>52</b>	<b>56</b>	<b>61</b>	<b>50</b>	<b>56</b>	<b>58</b>	<b>57</b>	<b>57</b>	<b>55</b>	<b>54</b>	<b>55</b>	<b>59</b>	<b>58</b>	<b>59</b>	<b>62</b>	<b>63</b>
<b>Total Capacity</b>	<b>100</b>	<b>100</b>	<b>100</b>	<b>100</b>	<b>100</b>	<b>100</b>	<b>100</b>	<b>100</b>	<b>100</b>	<b>100</b>	<b>100</b>	<b>100</b>	<b>100</b>	<b>100</b>	<b>100</b>	<b>100</b>
Tot Roll - Tot Cap	-48	-44	-39	-50	-44	-42	-43	-43	-45	-46	-45	-41	-42	-41	-38	-37
<b>Tot Roll/Tot Cap %</b>	<b>52%</b>	<b>56%</b>	<b>61%</b>	<b>50%</b>	<b>56%</b>	<b>58%</b>	<b>57%</b>	<b>57%</b>	<b>55%</b>	<b>54%</b>	<b>55%</b>	<b>59%</b>	<b>58%</b>	<b>59%</b>	<b>62%</b>	<b>63%</b>

**School Roll Forecast**

Portree High School

Edinbane Primary

5126320	2023/24	2024/25	2025/26	2026/27	2027/28	2028/29	2029/30	2030/31	2031/32	2032/33	2033/34	2034/35	2035/36	2036/37	2037/38	2038/39
P 1	4	1	0	1	2	1	1	1	0	1	0	1	0	1	1	0
P 2	2	4	1	0	1	2	1	1	0	1	1	0	1	0	1	0
P 3	0	2	4	1	0	1	2	1	1	0	1	1	0	1	0	1
P 4	0	0	2	4	1	0	1	2	1	1	0	1	0	1	1	0
P 5	2	0	0	2	4	1	0	1	2	1	0	1	1	0	1	0
P 6	2	2	0	0	2	4	1	0	1	2	1	0	1	0	1	1
P 7	1	2	2	0	0	2	4	1	0	1	2	1	0	1	0	1
<b>Total Roll</b>	<b>11</b>	<b>11</b>	<b>9</b>	<b>8</b>	<b>10</b>	<b>11</b>	<b>10</b>	<b>7</b>	<b>5</b>	<b>7</b>	<b>5</b>	<b>5</b>	<b>3</b>	<b>4</b>	<b>5</b>	<b>3</b>
<b>Total Capacity</b>	<b>50</b>	<b>50</b>	<b>50</b>	<b>50</b>	<b>50</b>	<b>50</b>	<b>50</b>	<b>50</b>	<b>50</b>	<b>50</b>	<b>50</b>	<b>50</b>	<b>50</b>	<b>50</b>	<b>50</b>	<b>50</b>
Tot Roll - Tot Cap	-39	-39	-41	-42	-40	-39	-40	-43	-45	-43	-45	-45	-47	-46	-45	-47
<b>Tot Roll/Tot Cap %</b>	<b>22%</b>	<b>22%</b>	<b>18%</b>	<b>16%</b>	<b>20%</b>	<b>22%</b>	<b>20%</b>	<b>14%</b>	<b>10%</b>	<b>14%</b>	<b>10%</b>	<b>10%</b>	<b>6%</b>	<b>8%</b>	<b>10%</b>	<b>6%</b>

**School Roll Forecast**

Portree High School

Kilmuir Primary

5126827	2023/24	2024/25	2025/26	2026/27	2027/28	2028/29	2029/30	2030/31	2031/32	2032/33	2033/34	2034/35	2035/36	2036/37	2037/38	2038/39
P 1	0	3	1	1	0	1	2	2	1	2	2	2	1	2	2	2
P 2	3	0	3	1	1	0	1	2	2	1	2	2	2	1	2	2
P 3	1	3	0	3	1	1	0	1	2	2	1	2	2	2	2	1
P 4	4	1	3	0	3	1	1	0	1	2	2	2	1	2	2	2
P 5	2	4	1	3	0	3	1	1	0	1	2	2	2	1	2	2
P 6	4	2	4	1	3	0	3	1	1	0	1	2	2	2	1	2
P 7	3	4	2	4	1	3	0	3	1	1	0	1	2	2	2	2
<b>Total Roll</b>	<b>17</b>	<b>17</b>	<b>14</b>	<b>13</b>	<b>9</b>	<b>9</b>	<b>8</b>	<b>10</b>	<b>8</b>	<b>9</b>	<b>10</b>	<b>13</b>	<b>12</b>	<b>12</b>	<b>13</b>	<b>13</b>
<b>Total Capacity</b>	<b>74</b>	<b>74</b>	<b>74</b>	<b>74</b>	<b>74</b>	<b>74</b>	<b>74</b>	<b>74</b>	<b>74</b>	<b>74</b>	<b>74</b>	<b>74</b>	<b>74</b>	<b>74</b>	<b>74</b>	<b>74</b>
Tot Roll - Tot Cap	-57	-57	-60	-61	-65	-65	-66	-64	-66	-65	-64	-61	-62	-62	-61	-61
<b>Tot Roll/Tot Cap %</b>	<b>23%</b>	<b>23%</b>	<b>19%</b>	<b>18%</b>	<b>12%</b>	<b>12%</b>	<b>11%</b>	<b>14%</b>	<b>11%</b>	<b>12%</b>	<b>14%</b>	<b>18%</b>	<b>16%</b>	<b>16%</b>	<b>18%</b>	<b>18%</b>

**School Roll Forecast**  
Portree High School  
Macdiarmid Primary

5127122	2023/24	2024/25	2025/26	2026/27	2027/28	2028/29	2029/30	2030/31	2031/32	2032/33	2033/34	2034/35	2035/36	2036/37	2037/38	2038/39
P 1	2	2	1	3	2	2	2	2	2	2	1	2	2	1	2	2
P 2	0	2	2	1	3	2	1	2	2	2	2	2	1	2	1	2
P 3	6	0	2	2	1	2	3	1	2	2	2	2	2	1	2	2
P 4	4	6	0	2	2	1	2	2	2	2	2	2	1	2	2	2
P 5	1	4	6	0	2	1	1	3	2	1	2	2	2	1	2	2
P 6	7	1	4	6	0	1	2	1	2	2	1	2	2	2	2	1
P 7	2	7	1	4	5	0	2	2	1	2	2	1	2	2	2	1
<b>Total Roll</b>	<b>22</b>	<b>22</b>	<b>16</b>	<b>18</b>	<b>15</b>	<b>9</b>	<b>13</b>	<b>13</b>	<b>13</b>	<b>13</b>	<b>12</b>	<b>13</b>	<b>12</b>	<b>11</b>	<b>13</b>	<b>12</b>
<b>Total Capacity</b>	<b>75</b>	<b>75</b>	<b>75</b>	<b>75</b>	<b>75</b>	<b>75</b>	<b>75</b>	<b>75</b>	<b>75</b>	<b>75</b>	<b>75</b>	<b>75</b>	<b>75</b>	<b>75</b>	<b>75</b>	<b>75</b>
Tot Roll - Tot Cap	-53	-53	-59	-57	-60	-66	-62	-62	-62	-62	-63	-62	-63	-64	-62	-63
<b>Tot Roll/Tot Cap %</b>	<b>29%</b>	<b>29%</b>	<b>21%</b>	<b>24%</b>	<b>20%</b>	<b>12%</b>	<b>17%</b>	<b>17%</b>	<b>17%</b>	<b>17%</b>	<b>16%</b>	<b>17%</b>	<b>16%</b>	<b>15%</b>	<b>17%</b>	<b>16%</b>

**School Roll Forecast**  
Portree High School  
Portree Primary

5128722	2023/24	2024/25	2025/26	2026/27	2027/28	2028/29	2029/30	2030/31	2031/32	2032/33	2033/34	2034/35	2035/36	2036/37	2037/38	2038/39
P 1	8	15	14	15	12	14	12	12	12	11	12	12	11	12	11	11
P 2	17	8	15	13	15	13	13	12	12	12	12	12	11	12	11	11
P 3	16	17	8	15	13	15	13	13	12	12	12	12	12	12	11	12
P 4	15	16	17	7	15	13	15	13	14	12	12	12	12	12	11	12
P 5	27	15	16	16	8	15	13	15	12	14	12	12	12	12	12	11
P 6	18	27	15	15	17	7	15	13	15	13	13	12	12	12	12	12
P 7	31	18	27	14	16	16	8	15	13	15	13	13	12	12	12	12
<b>Total Roll</b>	<b>132</b>	<b>116</b>	<b>112</b>	<b>95</b>	<b>96</b>	<b>93</b>	<b>89</b>	<b>93</b>	<b>90</b>	<b>89</b>	<b>86</b>	<b>85</b>	<b>82</b>	<b>84</b>	<b>80</b>	<b>81</b>
<b>Total Capacity</b>	<b>221</b>	<b>221</b>	<b>221</b>	<b>221</b>	<b>221</b>	<b>221</b>	<b>221</b>	<b>221</b>	<b>221</b>	<b>221</b>	<b>221</b>	<b>221</b>	<b>221</b>	<b>221</b>	<b>221</b>	<b>221</b>
Tot Roll - Tot Cap	-89	-105	-109	-126	-125	-128	-132	-128	-131	-132	-135	-136	-139	-137	-141	-140
<b>Tot Roll/Tot Cap %</b>	<b>60%</b>	<b>52%</b>	<b>51%</b>	<b>43%</b>	<b>43%</b>	<b>42%</b>	<b>40%</b>	<b>42%</b>	<b>41%</b>	<b>40%</b>	<b>39%</b>	<b>38%</b>	<b>37%</b>	<b>38%</b>	<b>36%</b>	<b>37%</b>

**School Roll Forecast**

Portree High School

Raasay Primary

5127424	2023/24	2024/25	2025/26	2026/27	2027/28	2028/29	2029/30	2030/31	2031/32	2032/33	2033/34	2034/35	2035/36	2036/37	2037/38	2038/39
P 1	0	0	1	3	0	2	1	1	2	1	1	1	2	1	1	2
P 2	1	0	1	0	4	0	2	1	1	1	2	1	1	2	1	1
P 3	1	1	1	0	0	4	0	2	1	1	1	2	1	1	1	1
P 4	1	1	1	1	0	1	3	1	1	1	2	1	1	1	2	1
P 5	0	1	2	1	0	1	0	4	1	1	1	2	1	1	2	1
P 6	0	0	2	1	1	1	1	0	4	0	2	1	1	2	1	1
P 7	1	0	1	1	1	2	0	1	0	4	1	1	1	2	1	1
<b>Total Roll</b>	<b>4</b>	<b>3</b>	<b>9</b>	<b>7</b>	<b>6</b>	<b>11</b>	<b>7</b>	<b>10</b>	<b>10</b>	<b>9</b>	<b>10</b>	<b>9</b>	<b>8</b>	<b>10</b>	<b>9</b>	<b>8</b>
<b>Total Capacity</b>	<b>25</b>	<b>25</b>	<b>25</b>	<b>25</b>	<b>25</b>	<b>25</b>	<b>25</b>	<b>25</b>	<b>25</b>	<b>25</b>	<b>25</b>	<b>25</b>	<b>25</b>	<b>25</b>	<b>25</b>	<b>25</b>
Tot Roll - Tot Cap	-21	-22	-16	-18	-19	-14	-18	-15	-15	-16	-15	-16	-17	-15	-16	-17
<b>Tot Roll/Tot Cap %</b>	<b>16%</b>	<b>12%</b>	<b>36%</b>	<b>28%</b>	<b>24%</b>	<b>44%</b>	<b>28%</b>	<b>40%</b>	<b>40%</b>	<b>36%</b>	<b>40%</b>	<b>36%</b>	<b>32%</b>	<b>40%</b>	<b>36%</b>	<b>32%</b>

**School Roll Forecast**

Portree High School

Staffin Primary

5128323	2023/24	2024/25	2025/26	2026/27	2027/28	2028/29	2029/30	2030/31	2031/32	2032/33	2033/34	2034/35	2035/36	2036/37	2037/38	2038/39
P 1	4	3	3	6	5	5	3	4	4	3	4	3	4	4	3	4
P 2	3	4	3	4	5	5	5	4	3	4	3	4	4	3	4	4
P 3	4	3	4	3	4	5	5	5	4	3	4	4	3	4	3	4
P 4	7	4	3	4	4	3	5	5	5	4	3	4	4	3	4	4
P 5	7	7	4	3	4	4	3	6	4	5	4	4	3	4	4	3
P 6	5	7	7	4	3	4	4	3	6	5	4	4	4	3	4	4
P 7	7	5	7	7	4	3	4	4	3	6	5	4	4	4	4	3
<b>Total Roll</b>	<b>37</b>	<b>33</b>	<b>31</b>	<b>31</b>	<b>29</b>	<b>29</b>	<b>29</b>	<b>31</b>	<b>29</b>	<b>30</b>	<b>27</b>	<b>27</b>	<b>26</b>	<b>25</b>	<b>26</b>	<b>26</b>
<b>Total Capacity</b>	<b>50</b>	<b>50</b>	<b>50</b>	<b>50</b>	<b>50</b>	<b>50</b>	<b>50</b>	<b>50</b>	<b>50</b>	<b>50</b>	<b>50</b>	<b>50</b>	<b>50</b>	<b>50</b>	<b>50</b>	<b>50</b>
Tot Roll - Tot Cap	-13	-17	-19	-19	-21	-21	-21	-19	-21	-20	-23	-23	-24	-25	-24	-24
<b>Tot Roll/Tot Cap %</b>	<b>74%</b>	<b>66%</b>	<b>62%</b>	<b>62%</b>	<b>58%</b>	<b>58%</b>	<b>58%</b>	<b>62%</b>	<b>58%</b>	<b>60%</b>	<b>54%</b>	<b>54%</b>	<b>52%</b>	<b>50%</b>	<b>52%</b>	<b>52%</b>